



Threaded Inserts

Blind Threaded Rivets ▪ Rivnuts ▪ Blind Rivet Nuts

For installation in thin or soft base materials with limited/no access to the backside of the workpiece.

- ✓ Quick Installation
- ✓ Minimal Training Required
- ✓ Long-Lasting
- ✓ Ideal for Blind Applications
- ✓ Many Varieties
- ✓ Open End and Closed End

A threaded rivet nut is a female threaded fastener applied into a pre-drilled hole from the visible "front" side, without the need to access the back of the workpiece. This fastening process is known as a blind installation.

- ✓ Rivet nuts are utilized when a workpiece is too thin to accommodate a sufficient number of tapped threads, or the workpiece material is too soft or brittle.
- ✓ Rivet nuts will provide strong permanent metal threads in metal or plastic sheets as thin as .020"/0.50mm.
- ✓ The body of the rivet nut is formed on the blind side. The back-side flange is created to resist being pulled through the parent materials.
- ✓ Rivet nuts can be installed without accessing both sides of the panel.
- ✓ These fasteners are ideal for attaching parts to housings, tubes or extrusions, and can be installed after paint has been applied.
- ✓ Rivet nuts can be installed into all metals, most plastics, fiberglass, and other materials.



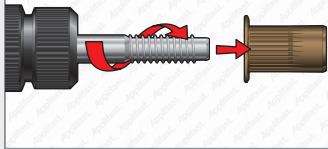
Applifast stocks a variety of blind threaded inserts and studs in steel, stainless steel, and aluminium.





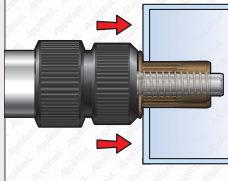
**Installation sequence -
effortlessly completed
in under 5 seconds!**

Spin to advance tool into rivet nut



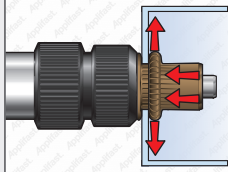
The fastener is pressed against the tool's mandrel which automatically turns clockwise and threads the rivet nut onto a mandrel.

Insert into hole of workpiece



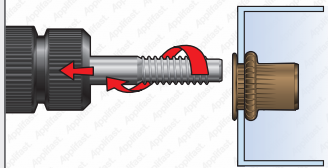
The fastener is then inserted into a hole in the workpiece.

Pull blind portion of rivet nut



When the tool is actuated, the mandrel moves rearward, pulling the threaded portion of the rivet nut toward the blind side of the work-piece with clamping force, creating a bulb formation that tightly grips the sheet.

Spin tool in reverse to remove



Once the rivet nut is clinched securely in place, the mandrel spins in a counter-clockwise direction, unthreading itself from the installed threaded rivet nut, leaving the fastener's internal rolled threads intact.



AP4 | AP5

Z-14026001 | Z-15026001

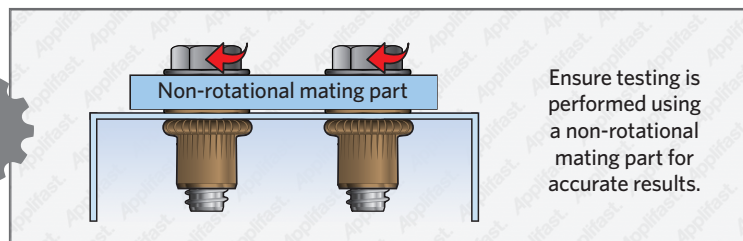


**air
power
S E R I E S**

Model	Capacity	Weight	Stroke	Traction power (5 bar)	Mandrels Available
AirPower 4 Z-14026001	M3-M12 #6-32 to 1/2"-13	1.756 Kg 3.871 Lbs.	7 mm 0.27"	18.5 kN 4,158 Lbf.	M3, M4, M5, M6, M8, M10, M12 #6-32, #8-32, #10-24, #10-32 1/4"-20, 5/16"-18, 3/8"-16, 1/2"-13
AirPower 5 Z-15026001	M6-M12 1/4"-20 to 1/2"-13	2.262 Kg 4.986 Lbs.	8 mm 0.31"	27 kN 6,069 Lbf.	M6, M8, M10, M12 1/4"-20, 5/16"-18, 3/8"-16, 1/2"-13



The AirPower AP5 is powerful and capable of installing threaded inserts (including full hex body inserts) of all alloys from 1/4"-20 to 1/2"-13 (M6-M12).



Ensure testing is performed using a non-rotational mating part for accurate results.

