

**Desoutter**

## WRT - WIRELESS ROTARY TRANSDUCER

Make your tool verification  
& calibration simple

More Than Productivity

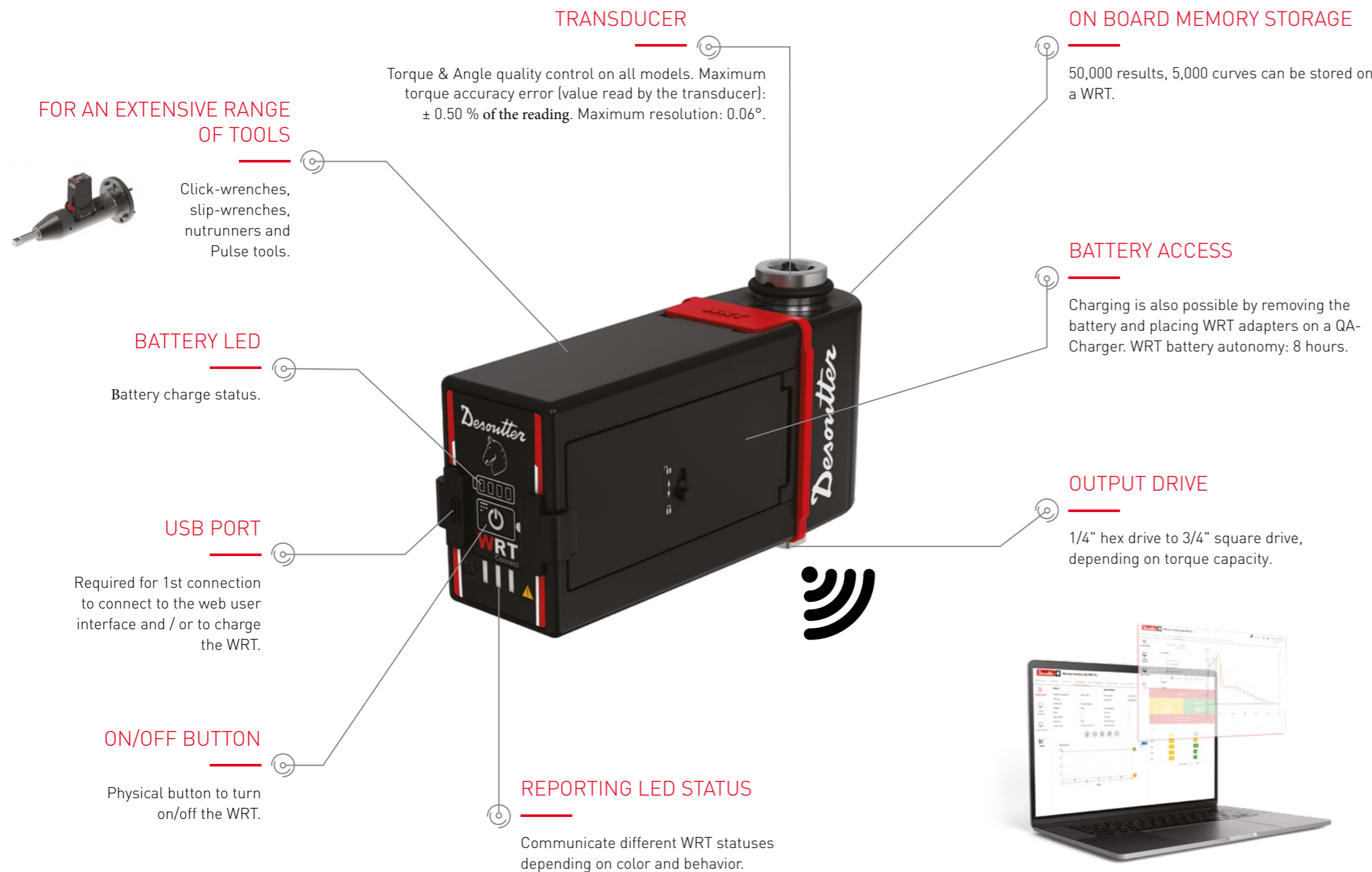
**Industrial** Tools

## WRT

MAKE YOUR TOOL VERIFICATION & CALIBRATION SIMPLE

## WRT

# MAKE YOUR TOOL VERIFICATION & CALIBRATION SIMPLE



## BOOST YOUR PRODUCTIVITY

- ▶ INTUITIVE WEB USER INTERFACE: VIEW RESULTS, CURVES, DATA BASE AND ACCESS THE DATA DOWNLOAD FACILITY ALL FROM YOUR WEB BROWSER.
- ▶ NO SOFTWARE REQUIRED.
- ▶ HIGH TORQUE ACCURACY:  $\pm 0.5\%$  OF THE READING & HIGH ANGLE RESOLUTION USING A MAGNETIC RING TECHNOLOGY.
- ▶ PEACE OF MIND: MEMORY STORAGE OF ALL TORQUE & ANGLE DATA WITH CURVES (50,000 RESULTS AND 5,000 CURVES).
- ▶ INCREASED DURABILITY: NEW DESIGN USES OPTICAL TRANSMISSION OF ALL DATA (BRUSHLESS SYSTEM), ESPECIALLY FOR USE WITH PULSE TOOLS.

## BOOST YOUR FLEXIBILITY

- ▶ FREEDOM TO USE ON THE LINE OR IN A STATION, NO CABLE & ANALYZER REQUIRED. VIEW THE RESULTS ON THE DEVICE OF YOUR CHOICE (COMPUTER, TABLET OR SMARTPHONE).
- ▶ FAST & FLEXIBLE CONNECTION: CHOOSE BETWEEN THE BUILT-IN ACCESS POINT, CONNECT TO A LOCAL AREA NETWORK OR VIA USB.

## BOOST YOUR UPTIME

- ▶ QUICK TOOL VERIFICATION, ESPECIALLY IN HARD TO- REACH APPLICATIONS AS THERE IS NO CABLE TO MANAGE.
- ▶ PERFECT FOR AUDITING AT THE START OF THE SHIFT WITH 8 HOURS BATTERY AUTONOMY.

## WRT

## MAKE YOUR TOOL VERIFICATION & CALIBRATION SIMPLE

### WRT RANGE

The WRT is a means of **auditing not only the tools** (click-wrenches, slip-wrenches, nutrunners or Pulse tools\*) but also **the assembly process, providing a detailed analysis of torque and angle information.**

With the WRT you can:

- Manual & Automatic Calibration (Automatic Adjustment) with CONNECT Smart hub
- SPC (Statistical Process Control)
- CM / CMK
- Demo mode

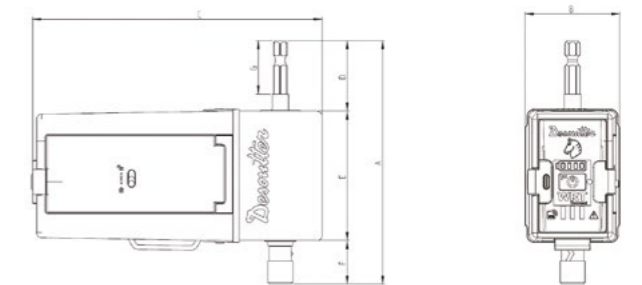


PIC	MODEL	PART NUMBER	OUTPUT DRIVE	TORQUE				WEIGHT	
				MIN.	MAX.*	MIN.	MAX.*	gr	lb
A	WRT4-HEX1/4	615 221 051 0	1/4	0.4	4	0.36	3.6	483.5	1.065
A	WRT10-HEX1/4	615 221 052 0	1/4	1	10	0.88	8.8	484.7	1.068
A	WRT20-HEX1/4	615 221 053 0	1/4	2	20	1.47	14.7	463.2	1.02
B	WRT25-SQ3/8	615 221 054 0	3/8	2.5	25	1.84	18.4	486.4	1.07
B	WRT75-SQ3/8	615 221 055 0	3/8	7.5	75	5.53	55.3	491.4	1.08
C	WRT180-SQ1/2	615 221 056 0	1/2	18	180	13.27	132.7	599.7	1.32
D	WRT500-SQ3/4	615 221 057 0	3/4	50	500	36.87	368.7	1094	2.41

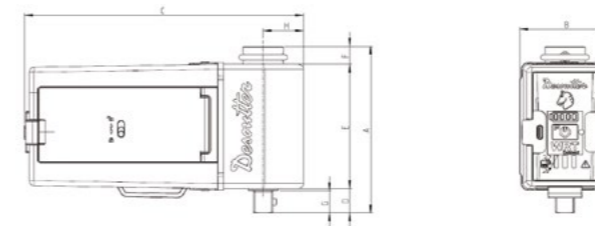
\*With Pulse tools, the WRT shall not be used over 50% of the maximum torque.

### DIMENSIONS

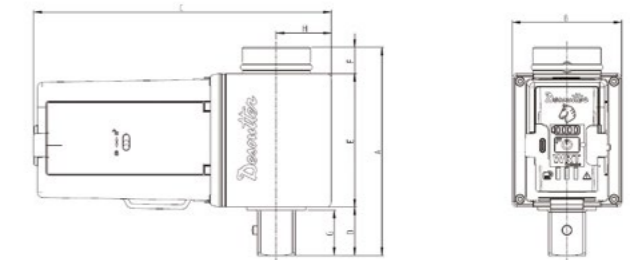
MODEL	A	B	C	D	E	F	G	H
	mm	mm	mm	mm	mm	mm	mm	mm
WRT4-HEX1/4	115.8	45	138.3	33.8	61.5	20.5	25.5	20
WRT10-HEX1/4	115.8	45	138.3	33.8	61.5	20.5	25.5	20
WRT20-HEX1/4	115.8	45	138.3	33.8	61.5	20.5	25.5	20
WRT25-SQ3/8	82.6	45	138.3	12.1	61.5	9	11	20
WRT75-SQ3/8	82.6	45	138.3	12.1	61.5	9	11	20
WRT180-SQ1/2	90.5	45	141.8	17	61.5	12	15.2	22.5
WRT500-SQ3/4	106	56	151.9	24.6	68	13.4	23	28



WRT4-Hex1/4, WRT10-Hex1/4, WRT20-Hex1/4



WRT25-Sq3/8, WRT75-Sq3/8, WRT180-Sq1/2



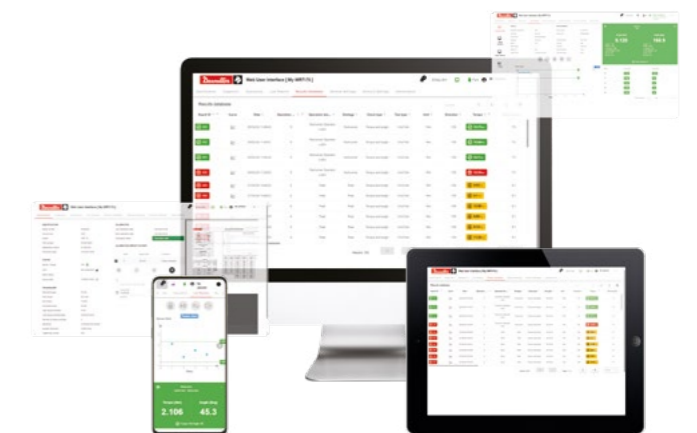
WRT500-Sq3/4

### INTUITIVE WEB USER INTERFACE

- View the results with the device of your choice: computer, tablet or smartphone !
- The web user interface gives access to the result data base, curves, live results and the data download facility.

WRT offers three different ways to access its web user interface:

- EMBEDDED ACCESS POINT (DHCP) / WEB:** WRT hosts an embedded access point. You can update network settings directly through the intuitive Web User Interface and choose between static and DHCP methods for IP address allocation. It's ideal for scenarios where simplicity and self-contained connectivity are paramount.
- INFRASTRUCTURE MODE:** In this mode, WRT seamlessly integrates into your existing factory network. It's perfect for environments where additional Wi-Fi networks are undesirable or impractical.
- BY CABLE:** Use the cable for your first connection - it's a one-time requirement - then this old-school approach is also possible from this point forward..





# More Than Productivity