

**Desoutter**

## SC2 Pneumatic Screwdriver

- *Consistent torque accuracy*
- *Electrostatic Discharge (ESD) certification*
- *Next-generation ergonomics*
- *Built-in feedback for Fastening Assurance System*

More Than Productivity

# Industrial Tools

Advanced  
accuracy and  
reliability





# Reliability...

## Screwdrivers - Push and Lever start

0.5 to 6.5 Nm (4.4 to 57.2 in.lb) - 500 to 2200 rpm



Easy integration with FAS3000 or POSCO  
For the Lever start, Shut Off models only



### ACCESSORIES INCLUDED

ITEM	PART N°
1 Clutch setting screwdriver	205 050 785 3
2 Exhaust hose assembly	205 049 584 3
3 Bail external	205 049 537 3
4 Bail internal	205 051 289 3
5 Short lever (lever start model)	205 052 020 3
6 Rings identification	205 049 590 3

### OPTIONAL ACCESSORIES

ITEM	PART N°
7 Side handle assembly	205 052 175 3
• Double-ended bit holder	205 052 883 3


PIC REF	MODEL	PART NUMBER	FREE SPEED	OUTPUT HEX (1)	TORQUE RANGE		FITTED SPRING		WEIGHT		AIR FLOW		AIR INLET	HOSE INT. Ø	
					rpm	in.	Nm	in.lb	Nm	in.lb	kg	lb	l/s	cfm	in.
<b>PUSH START - SHUT OFF</b>															
A	SC2-025-A2200-S4Q	205 147 269 4	2200	1/4	0.5-2.5	4.4-22.0	0.5-2.5	4.4-22.1	0,69	1.52	7	14.8	1/4	6	1/4
A	SC2-035-A1500-S4Q	205 147 268 4	1500	1/4	0.5-3.5	4.4-30.8	1.7-3.5	15.0-30.9	0,69	1.52	7	14.8	1/4	6	1/4
A	SC2-045-A1000-S4Q	205 147 267 4	1000	1/4	0.5-4.5	4.4-39.6	1.7-4.5	15.0-39.8	0,69	1.52	7	14.8	1/4	6	1/4
A	SC2-055-A700-S4Q	205 147 266 4	700	1/4	0.5-5.5	4.4-48.4	3-5.5	26.5-48.6	0,69	1.52	7	14.8	1/4	6	1/4
A	SC2-065-A500-S4Q	205 147 265 4	500	1/4	0.5-6.5	4.4-57.2	3-6.5	26.5-57.5	0,69	1.52	7	14.8	1/4	6	1/4
<b>PUSH START - NON SHUT OFF</b>															
A	SC2-025-A2200-R4Q	205 147 276 4	2200	1/4	0.5-2.5	4.4-22.0	0.5-2.5	4.4-22.1	0,69	1.52	7	14.8	1/4	6	1/4
A	SC2-035-A1500-R4Q	205 147 275 4	1500	1/4	0.5-3.5	4.4-30.8	1.7-3.5	15.0-30.9	0,69	1.52	7	14.8	1/4	6	1/4
A	SC2-045-A1000-R4Q	205 147 274 4	1000	1/4	0.5-4.5	4.4-39.6	1.7-4.5	15.0-39.8	0,69	1.52	7	14.8	1/4	6	1/4
A	SC2-055-A700-R4Q	205 147 273 4	700	1/4	0.5-5.5	4.4-48.4	3-5.5	26.5-48.6	0,69	1.52	7	14.8	1/4	6	1/4
A	SC2-065-A500-R4Q	205 147 272 4	500	1/4	0.5-6.5	4.4-57.2	3-6.5	26.5-57.5	0,69	1.52	7	14.8	1/4	6	1/4
<b>LEVER START - SHUT OFF</b>															
B	SC2-025-L2200-S4Q	205 147 283 4	2200	1/4	0.5-2.5	4.4-22.0	0.5-2.5	4.4-22.1	0,69	1.52	7	14.8	1/4	6	1/4
B	SC2-035-L1500-S4Q	205 147 282 4	1500	1/4	0.5-3.5	4.4-30.8	1.7-3.5	15.0-30.9	0,69	1.52	7	14.8	1/4	6	1/4
B	SC2-045-L1000-S4Q	205 147 281 4	1000	1/4	0.5-4.5	4.4-39.6	1.7-4.5	15.0-39.8	0,69	1.52	7	14.8	1/4	6	1/4
B	SC2-055-L700-S4Q	205 147 280 4	700	1/4	0.5-5.5	4.4-48.4	3-5.5	26.5-48.6	0,69	1.52	7	14.8	1/4	6	1/4
B	SC2-065-L500-S4Q	205 147 279 4	500	1/4	0.5-6.5	4.4-57.2	3-6.5	26.5-57.5	0,69	1.52	7	14.8	1/4	6	1/4
<b>LEVER START - NON SHUT OFF</b>															
B	SC2-025-L2200-R4Q	205 147 290 4	2200	1/4	0.5-2.5	4.4-22.0	0.5-2.5	4.4-22.1	0,69	1.52	7	14.8	1/4	6	1/4
B	SC2-035-L1500-R4Q	205 147 289 4	1500	1/4	0.5-3.5	4.4-30.8	1.7-3.5	15.0-30.9	0,69	1.52	7	14.8	1/4	6	1/4
B	SC2-045-L1000-R4Q	205 147 288 4	1000	1/4	0.5-4.5	4.4-39.6	1.7-4.5	15.0-39.8	0,69	1.52	7	14.8	1/4	6	1/4
B	SC2-055-L700-R4Q	205 147 287 4	700	1/4	0.5-5.5	4.4-48.4	3-5.5	26.5-48.6	0,69	1.52	7	14.8	1/4	6	1/4
B	SC2-065-L500-R4Q	205 147 286 4	500	1/4	0.5-6.5	4.4-57.2	3-6.5	26.5-57.5	0,69	1.52	7	14.8	1/4	6	1/4

(1) Double ended bit holder optional

# High Productivity!

Automation - Push and Remote start

0.5 to 6.5 Nm (4.4 to 57.2 in.lb) - 500 to 2200 rpm



M5 Port provides signal while tool is running. The signal stops when the clutch operates.



**ACCESSORIES INCLUDED**

ITEM	PART N°
1 Muffler	205 045 792 3
2 Straight fitting	205 044 497 3

**OPTIONAL ACCESSORIES**

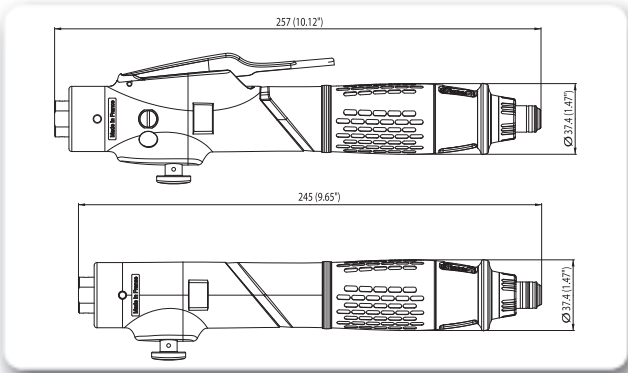
ITEM	PART N°
• Spring Loaded Shats and Bearings Support (including 3, 4, 5)	
3 Bit Adaptor	103782
4 Spring Loaded Shaft 25mm (1")	108342
5 Shaft Support and Nose Mount	108412
6 Nose Mounts	205 052 8763
• Flange M20	205 052 8753
• Offset Head & Spring Loaded shaft (including 7, 8)	
7 Offset Head , offset 30mm (1.18")	384993
8 Spring Loaded Shaft 25mm (1") stroke	108342
9 3/8" Square to 1/4" Hex Power Adaptor	108322

PIC REF	MODEL	PART NUMBER	FREE SPEED	OUTPUT HEX (1)	TORQUE RANGE		FITTED SPRING		WEIGHT		AIR FLOW		AIR INLET	HOSE INT. Ø	
			rpm	in.	Nm	in.lb	Nm	in.lb	kg	lb	l/s	cfm	in.	mm	in.
<b>AUTOMATION - PUSH START - SHUT OFF - 1 WAY</b>															
A	SC2-025-1AM2200-S4Q	205 147 426 4	2200	1/4	0.5-2.5	4.4-22.0	0.5-2.5	4.4-22.1	0,64	1.41	7	14.8	1/8	4	5/32
A	SC2-035-1AM1500-S4Q	205 147 425 4	1500	1/4	0.5-3.5	4.4-30.8	1.7-3.5	15.0-30.9	0,64	1.41	7	14.8	1/8	4	5/32
A	SC2-045-1AM1000-S4Q	205 147 424 4	1000	1/4	0.5-4.5	4.4-39.6	1.7-4.5	15.0-39.8	0,64	1.41	7	14.8	1/8	4	5/32
A	SC2-055-1AM700-S4Q	205 147 423 4	700	1/4	0.5-5.5	4.4-48.4	3-5.5	26.5-48.6	0,64	1.41	7	14.8	1/8	4	5/32
A	SC2-065-1AM500-S4Q	205 147 422 4	500	1/4	0.5-6.5	4.4-57.2	3-6.5	26.5-57.5	0,64	1.41	7	14.8	1/8	4	5/32
<b>AUTOMATION - REMOTE START - SHUT OFF - 2 WAY</b>															
B	SC2-025-2RM2200-S4Q	205 147 440 4	2200	1/4	0.5-2.5	4.4-22.0	0.5-2.5	4.4-22.1	0,64	1.41	7	14.8	1/8	4	5/32
B	SC2-035-2RM1500-S4Q	205 147 439 4	1500	1/4	0.5-3.5	4.4-30.8	1.7-3.5	15.0-30.9	0,64	1.41	7	14.8	1/8	4	5/32
B	SC2-045-2RM1000-S4Q	205 147 438 4	1000	1/4	0.5-4.5	4.4-39.6	1.7-4.5	15.0-39.8	0,64	1.41	7	14.8	1/8	4	5/32
B	SC2-055-2RM700-S4Q	205 147 437 4	700	1/4	0.5-5.5	4.4-48.4	3-5.5	26.5-48.6	0,64	1.41	7	14.8	1/8	4	5/32
B	SC2-065-2RM500-S4Q	205 147 436 4	500	1/4	0.5-6.5	4.4-57.2	3-6.5	26.5-57.5	0,64	1.41	7	14.8	1/8	4	5/32

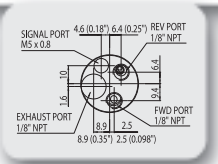
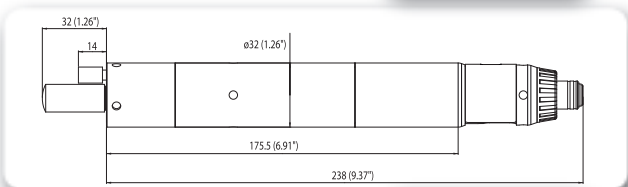
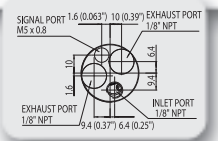
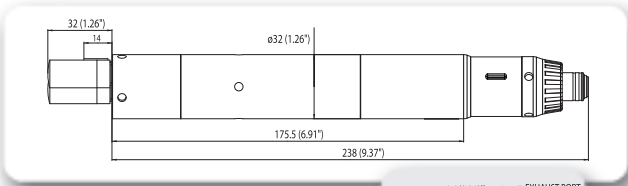


**Specifications**

**Screwdrivers - Push and Lever start**




**Automation - Push and Remote start**



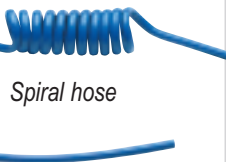
**ZONE  
ROGNÉE**

**Accessories**

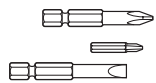
Balancers



Balancing Arms



Spiral hose



Fastening accessories

Please refer to  
our Accessories catalogue  
PN 615 993 539 1



# ZONE ROGNÉE



# Next-generation tightening for demanding industrial assembly

Modern industrial assembly lines require high torque accuracy and robust performance in order to meet today's productivity and quality requirements.

The new Desoutter SC2 pneumatic screwdriver is designed for tasks that demand maximum torque accuracy, including machine screws, thread rolling and self-tapping in plastics. In addition, it is Electrostatic Discharge (ESD) safe, making it suitable for assembly applications that handle microelectronic circuitry.



The wide torque range (0.5 to 6.5 Nm) enables you to use the same model of screwdriver for a variety of tasks which simplifies maintenance and parts management. The Desoutter SC2 comes standard with a built-in feedback unit for use with a POSCO unit (system) or FAS3000 Fastening Assurance System (batch count, joint integrity).

The straight body design has been engineered to provide maximum ergonomic comfort. The soft touch rubber and tapered shape ensures a steady grip without excessive squeezing. The new positioning system and clamping area enable the SC2 to be perfectly positioned for any application, even when using a balancing arm.





# Applifast.



251 Cree Crescent, Winnipeg, MB Canada R3J 3X4  
Tel: 204 837 8361 • 1 800 563 1293  
info@applifast.com



[applifast.com](http://applifast.com)