

Desoutter



Industrial Tools



CONNECT

Industrial Smart Hub

BOOST YOUR
FLEXIBILITY

BOOST YOUR
UPTIME

BOOST YOUR
PRODUCTIVITY

More Than Productivity

CONNECT INDUSTRIAL SMART HUB

MULTI-TOOL SOLUTION

Up to 20 tools connected
to only one CONNECT.

SINGLE POINT OF CONNECTION FOR UP TO 20 TOOLS

With only one safety power supply
With only one Ethernet/fieldbus connection
With only one stand to mount the CONNECT.

FOOTPRINT OPTIMIZATION

With a volume of only 4L,
the CONNECT can be installed
anywhere, under any constraints.

EASY LINE REBALANCING

Pair the tool in less than 10 seconds,
with easy RFID pairing feature.



CAPACITIVE INDUSTRIAL GRADE TOUCH SCREEN

With several display options and quick response time.

FINE-TUNES SETTINGS & SCALABLE SOLUTION

With feature management fine-tunes the Tightening Units by loading only features needed for each application.

FEATURE REBALANCING

Easy feature rebalancing from tightening unit to another one.

REMOVABLE INTEGRATED MEMORY

Transfer DATA and settings from one CONNECT to another in a fast and effective way.

BOOST YOUR FLEXIBILITY

- ▶ GET WHAT YOU REALLY NEED WITH FEATURE MANAGEMENT
- ▶ MULTI-CORDLESS TOOL SOLUTION
- ▶ SINGLE CONNECTION TO PLANT SYSTEM
- ▶ COMPATIBLE WITH ALL DESOUTTER WIRELESS COMMUNICATION TOOLS
(With IEEE 802.11 Wireless communication)

BOOST YOUR UPTIME

- ▶ KPI MANAGEMENT *(Key Performance Indicator)*
- ▶ FAST TOOL REBALANCING WITH EASY PAIRING
- ▶ FAST DATA & SETTINGS TRANSFER FROM ONE CONNECT TO ANOTHER ONE WITH REMOVAL BACK-UP MEMORY
- ▶ NO RISK OF ERRORS IN WIRELESS NETWORK SETTINGS DUE TO EASY PAIRING PROCESS

BOOST YOUR PRODUCTIVITY

- ▶ DATA INTEGRITY
- ▶ FULL TRACEABILITY
- ▶ TIGHTENING PROCESS OPTIMIZATION
(Fieldbus/protocols - tightening strategy / assembly process...)
- ▶ FULL ERROR PROOFING WITH ADDITIONAL ACCESSORIES

CONNECT

Industrial Smart Hub

CONNECT has been designed to meet today's and tomorrow's demanding production processes.



MULTI-CORDLESS TOOL SOLUTION

SCALABLE SOLUTION

EASY TOOL & FEATURE REBALANCING

FULL TRACEABILITY

INDUSTRIAL SMART HUB

CONNECT is a powerful platform able to manage all items related to the assembly line

With error proofing accessories and full traceability management for up to 20 tools, CONNECT is a solution with a **HIGH LEVEL OF CONNECTIVITY** to manage and control the assembly line under all circumstances.

FEATURE MANAGEMENT

FEATURE MANGEMENT is a scalable solution which allows you to get what you really need

With its **HIGH LEVEL OF FLEXIBILITY**, you can add new features whenever the requirements on your production line change. You just have to activate the feature and it is ready to use.



MULTI-CORDLESS TOOL SOLUTION

CONNECT-W

With embedded access point
Up to 10 tightening units activated

With **CONNECT-W**, 10 tightening units can be activated which means 10 cordless tools can be paired.

CONNECT-X

Requires an external access point
Up to 20 tightening units activated
(No embedded access point)

With **CONNECT-X**, 20 tightening units can be activated which means 20 cordless tools can be paired.



TOOL RANGE COMPATIBLE

COMPATIBLE WITH ALL DESOUTTER CORDLESS TOOLS with IEEE 802.11 wireless communication.



▤ EABC

▤ EPBC

▤ BLRTC

▤ DELTA
WRENCH

▤ EABS

▤ E-LIT

SINGLE POINT OF CONNECTION

UP TO 20 TOOLS CONNECTED with a single point of connection

SINGLE POINT
OF CONNECTION



ONLY ONE **SAFETY POWER SUPPLY** FOR UP TO 20 TOOLS

ONLY ONE **ETHERNET/FIELDBUS** CONNECTION FOR UP TO 20 TOOLS

FOOTPRINT OPTIMIZATION *(only one stand for up to 20 tools)*



- ① Switch On/Off
- ② Auto-Sensing Voltage 110-240V
- ③ 24V power supply
- ④ RS 232 port
- ⑤ eBUS port (Bus dedicated to Error Proofing Integration accessories - EPI)
- ⑥ Ethernet switch with 4 Ethernet ports (including one POE)
- ⑦ 2 USB ports on connector panel + 2 USB ports on front panel
- ⑧ Plug & Play Field bus card port

FULL ERROR PROOFING

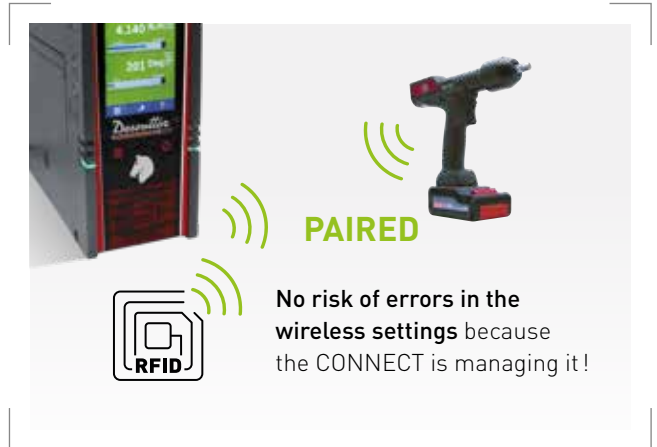
Thanks to error proofing accessories on a dedicated communication bus, the process is 100% reliable and under control.



TOOL'S REBALANCING

EASY WIRELESS PAIRING

With easy wireless pairing, transducerized tool is paired in less than **10 seconds**



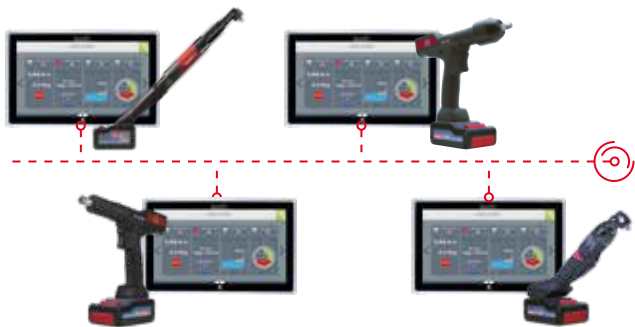
REMOVABLE INTEGRATED MEMORY

FAST DATA & SETTINGS TRANSFER

Removable integrated memory (RIM)



DESOUTTER SIGHT



- Remote access to Connect menu for on-line adjustment
- Display in real-time the results per TU / workstation

VIRTUAL CABLE

WIRELESS TOOLS ZONE CONTROL SOLUTION



Virtual Cable enables **total traceability** and control over **tools locations and applications**

The tool is **enabled for tightening** only in the **defined working area** preventing Production errors and Quality issues



GET WHAT YOU REALLY NEED WITH **FEATURE MANAGEMENT**

FEATURE MANAGEMENT is a scalable solution in order to provide a high level of flexibility to meet requirements. With feature management, you can add or remove a feature whenever you want or whatever the feature.

HOW DOES IT WORK ?

Activate a Tightening Unit to pair a cordless tool.

Each Tightening Unit activated includes a Standard package.

The standard package has been built to meet with more than 80% of requirements.



For more demanding applications, it is possible to activate additional features.

3 TYPES OF TIGHTENING UNITS [TU] ARE AVAILABLE ON CONNECT PLATFORM WITH DIFFERENT STANDARD PACK FEATURE LEVELS

STANDARD PACK

	TU Premium	TU Essential	TU E-LIT wifi
Compatible tool	EABC, EPBC, EABS, BLRTC	EABC, EPBC, EABS, BLRTC	ELC-P-W, ELC-A-W
Number of Pset	10	6	4
Number of Assembly Process	10	6	4
Live Results	Torque & angle values curves	Torque & angle values curves	OK/NOK
Result Transfer/storage	Torque & angle values + curves	OK/NOK	OK/NOK
Tightening strategy	Torque and/or angle control Torque and/or angle monitoring	Torque control angle monitoring	Torque control
Protocol	Open protocol	Open protocol	Open protocol
Pairing	RFID or eDock pairing	RFID or eDock pairing	eDock pairing

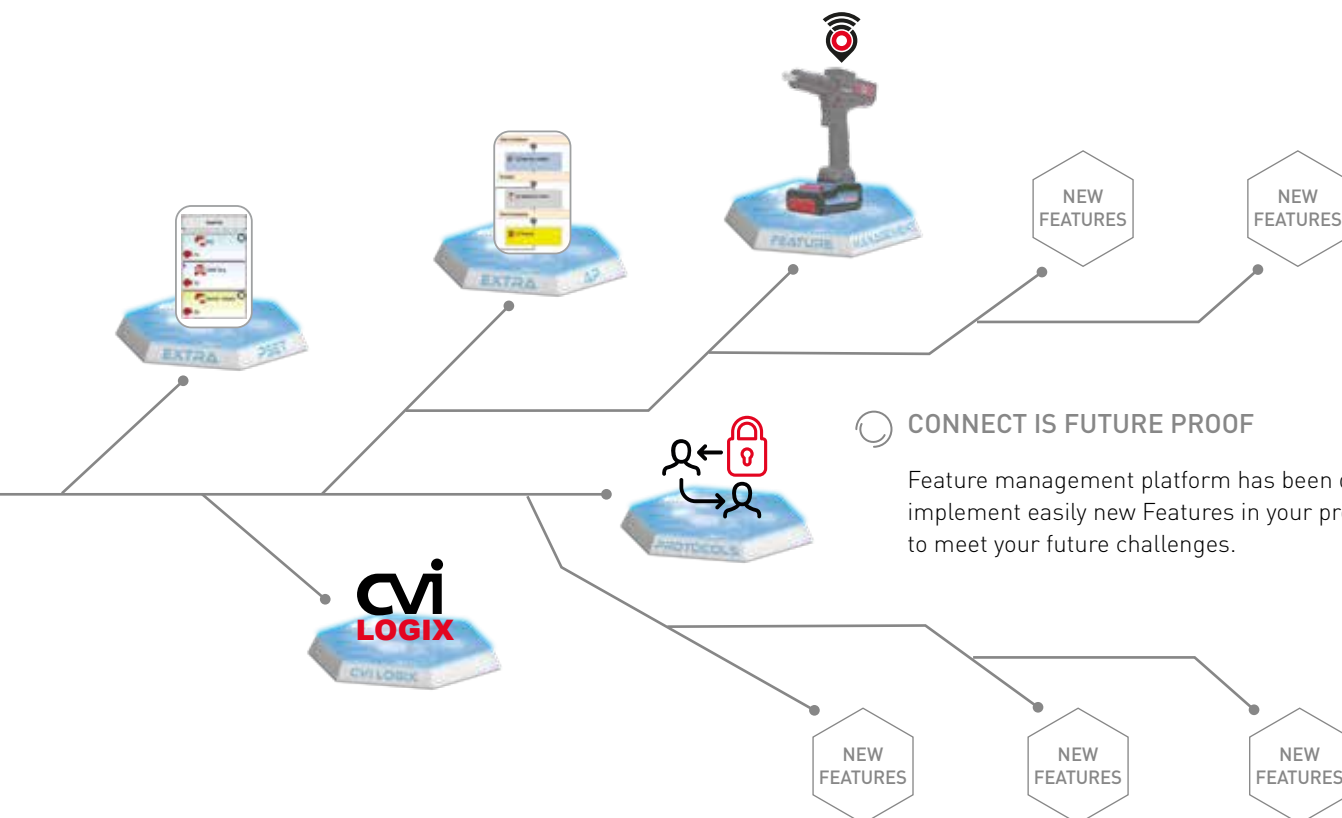
FEATURES UNDER FEATURE MANAGEMENT ?

FEATURE ACTIVATION IS DONE TIGHTENING UNIT PER TIGHTENING UNIT
FOR MORE FLEXIBILITY ON YOUR PRODUCTION LINE

FEATURE MANAGEMENT IS REQUIRED :

- For each Tightening Unit activation
- For additional Pset activation: extra feature available on
- For additional Assembly process activation : extra feature available on
- For Virtual Cable feature activation : extra feature available on
- For specific protocol activation : extra feature available on
- For CVI logix program activation : extra feature available on

TU PREMIUM / TU ESSENTIAL / TU E-LIT WIFI
TU PREMIUM
TU PREMIUM
TU PREMIUM / TU ESSENTIAL
TU PREMIUM / TU ESSENTIAL / TU E-LIT WIFI
TU PREMIUM / TU ESSENTIAL / TU E-LIT WIFI



CONNECT IS FUTURE PROOF

Feature management platform has been designed to implement easily new Features in your production line to meet your future challenges.

HOW TO ACTIVATE A FEATURE ?

THE HIGH FLEXIBILITY OF
FEATURE MANAGEMENT IS
REACHED THANKS TO **UV**

ANY OR ALL FEATURES CAN
BE ACTIVATED BY APPLYING **UV**

EACH FEATURE HAS
ITS OWN **UV** VALUE
FOR ACTIVATION

UV = Unit Value

TIGHTENING PROCESS OPTIMIZATION

- NETWORK COMMUNICATION : standard fieldbus & advanced customer protocols
- TIGHTENING STRATEGY : combine flexible steps with different control and different monitoring
- DIRECT VISUALISATION AND ACCESS : simple configuration and results on the controller screen and on a remote HMI
- ASSEMBLY PROCESS : control a complete operation with several fastenings and logical requirements (scans, I/O, ...)



FULL TRACEABILITY

- FULL DATA TRACEABILITY
- ALL DATA stored thanks to real time collection and storage
- ACCESSIBLE BY EVERYONE for data viewing with just a web browser with secured access
- FAST PROCESSING FOR THE RESULTS, curves and statistics report with a click

SOFTWARE PACKAGE

- EASY CONNECTIVITY AND A USER-FRIENDLY INTERFACE makes for a fast installation and smooth commissioning
- EASY UPGRADE CAPABILITIES AND FLEXIBILITY OF THE TOOL RANGE assures readiness for your future requirements
- ROBUST TOOLS AND HARDWARE BACKUP make for reliable and safe station
- ASSEMBLY QUALITY GUARANTEED with the process control and the error proofing modules

cvi KEY

Create & manage tailor-made access rights per user profile

cvi CONFIG

Set up your systems point-to-point or on a network with a guided intuitive interface

cvi MONITOR

Live diagnostics for I/O and fieldbus for fast commissioning

cvi ANALYZER

Import, exanalyze tightening port, and data with results, curves, filters, and profiles

cvi NET WEB

Collect & store 100% tightening data in a real-time database with advanced analytics via a web based software in service mode

INDUSTRIAL SMART HUB

CONNECT Industrial SMART HUB



	CONNECT-W	CONNECT-X
Weight	2,8 kg	
Volume	4,2 Liters	
Display	Capacitive color touch screen (4,3")	
Access point	EMBEDDED <i>(includes internal access point)</i>	NOT INCLUDED <i>(external access point required)</i>
Removable Integrated Memory	Included <i>(accessible from front panel)</i>	
Power supply	110V – 220V or 24V	
Connectivity	4 Ethernet ports – 4 USB ports – RS-232 port – eBUS port – fieldbus card slot	
IP Protection	IP 40 IP54 with an additional accessory	
Accessories	Wall mounting – stack light – socket tray – bit tray – operator panel – field bus – I/O expander – Desoutter Sight	

FEATURE MANAGEMENT



TIGHTENING UNIT
Up to 10 TU with CONNECT-W
Up to 20 TU with CONNECT-X
TU PREMIUM / TU ESSENTIAL / TU E-LIT WIFI

EXTRA PSET
Pack "up to 50 PSET"
Pack "up to 250 PSET"
TU PREMIUM



EXTRA ASSEMBLY PROCESS
Pack "up to 50 AP"
Pack "up to 250 AP"
TU PREMIUM

PROTOCOLS
Desoutter protocol
Customer protocols
TU PREMIUM / TU ESSENTIAL / TU E-LIT WIFI

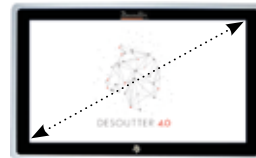


AUTOMATION CONTROL
CVI LOGIX
TU PREMIUM / TU ESSENTIAL / TU E-LIT WIFI

VIRTUAL CABLE
Tracker with one or multiple workings spaces
TU PREMIUM / TU ESSENTIAL



DESOUTTER SIGHT



15.6" SIGHT
Multi-touch screen
2.4GHz / 5GHz
Wi-Fi communication
VESA mount



7" SIGHT
Multi-touch screen
2.4GHz / 5GHz
Wi-Fi communication
VESA mount



SIGHT MODULE
Manage customer display
2.4GHz / 5GHz
Wi-Fi communication
VESA mount

VIRTUAL CABLE



TRACKING BASE
ULTRA WIDEBAND TECHNOLOGY (UWB): 3.5 to 6.5 GHz
AREA COVERAGE: Sphere of 20m (65.6 ft) around the Primary Tracking Base
ACCURACY: +/- 15cm (0.5 ft)



TRACKER
CONNECT HUB: Up to 8 Tracking Bases per CONNECT
EACH TRACKING BASE: Up to 8 working areas and/or tools per tracking base

More Than Productivity

Applifast.



251 Cree Crescent, Winnipeg, MB Canada R3J 3X4
Tel: 204 837 8361 • 1 800 563 1293
info@applifast.com



applifast.com