

FASTENING SYSTEMS FOR AEROSPACE

TOOL CATALOG



CHERRY®
AEROSPACE

TABLE OF CONTENTS

INTRODUCTION	
How to use this catalog/Tool Selection Guide	2
Ergonomic Tool Selection Guide	3
SECTION 1 – SINGLE ACTION RIVETERS FOR INSTALLING BLIND RIVETS & BLIND BOLTS	
G702A Lightweight Nut-Plate Riveter	4
G704B Lightweight CherryMAX® Riveter	5
G704B-SR and G704B-40SH Split Power Riveters	5
G746A CherryMAX® Riveter	6
G747 Lightweight CherryMAX® Riveter	6
Pulling Heads	7
SECTION 2 – HYDRAULIC RETURN RIVETERS FOR LOCKBOLT AND BLIND-BOLT/MAXIBOLT INSTALLATION	
G83A Lightweight Lockbolt Riveter	8
G84 Medium Duty Lockbolt Riveter	8
Pulling Heads for G83A and G84 Riveters	9
G84-LS Split Riveter	10
G87D Lockbolt Riveter	11
G85D-S Split Lockbolt Riveter	12
SECTION 3 – DOUBLE ACTION RIVETERS FOR INSTALLING STANDARD CHERRYLOCK® FASTENERS	
G700 Lightweight Double Action CherryLOCK® Riveter	13
G784 Double Action CherryLOCK® Riveter	14
G689 Double Action CherryLOCK® Riveter	15
G686B-S Split Double Action CherryLOCK® Riveter	16
G695B Right Angle Double Action CherryLOCK® Riveter	17
SECTION 4 – MECHANICAL HAND POWERED RIVETERS	
G27 CherryMAX® Hand Powered Riveter	18
G29 Nut Plate Hand Powered Riveter	19
G30 CherryLOCK® 'A' Hand Powered Riveter	19
G800 Lightweight Hand Riveter	20
SECTION 5 – TOOL KITS	
CherryMAX® Tool Kits	21
CherryLOCK® Tool Kits	22
Cherry Tool Accessories	22
SECTION 6 ADAPTERS & EXTENSIONS	
Riveter Adapters	23
Extensions	23
SECTION 7 – TOOL SELECTION	
Rivetless NutPlate Tool Selection Chart	25
CherryMAX® Blind Rivet Part Number and Tooling Guide	
NAS9301B-NAS9312MP or CR3213-CR3555P	26
CherryMAX® 'AB' Blind Rivet Part Number and Tooling Guide	
NAS1399D()AB()-NAS1398CW()AB() or CR4172-CR4623CW	27
SST® Blind Rivet Part Number and Tooling Guide	
CR6222-CR6253	28
CherryLOCK® 'A' Blind Rivet Part Number and Tooling Guide	
NAS1399D()A()-NAS1398CS()A() or CR2172-CR2673	29
CherryLOCK® Blind Rivet Part Number and Tooling Guide	
NAS1399D()-()-NAS1398CS()-() or CR2162-CR2663S	30
MAXIBOLT® Blind Rivet Part Number and Tooling Guide	
MS90353S-MS21141S or CR7310S-CR7621S	31
Lockbolt Part Number and Tooling Guide	
NAS1446-1452-NAS6946-6952 or SALP-T-2L509-EU	32
MBC® Standard and MBC® Lock Creator Rivets Part Number and Tooling Guide	
NAS1719C4-2P – NAS1721H6L8N or 4861-0407-4917-0621	33
SECTION 8 – WARRANTY INFORMATION	
Limited Warranty	34

YOUR ADVANTAGE

For over 60 years, our tools have been specified and used by aircraft manufacturers and repair facilities throughout the world. Each fastening system is combined with a full range of tools to provide an overall systems approach that ensures optimum compatibility and consistent installation performance.

Used worldwide, our tools are CE Certified and manuals are currently available in multi-language versions. With our large global sales force, we can provide fastener and tool training at customer locations, training centers, etc. Our website at <http://cherryaerospace.com>, provides a wealth of information, from distributors to procurement specifications, part number cross references and product documentation.

The latest tooling catalog may be downloaded from <http://cherryaerospace.com/docs/catalogs/CA-1001.pdf>.

For more detailed tooling information together with dimensional data and up to date tool configuration, go to <http://cherryaerospace.com/product/insttools> and select the “Manuals” link. Cherry Technical Services may be reached via our main number 714-545-5511; we would be happy to assist you with tool selection, troubleshooting or respond to technical questions regarding our products.

HOW TO USE THIS CATALOG

The first sections of this catalog (1 through 4) provide detailed technical information on our riveters. They are grouped by their capability and by their mounting system. All Riveters found in one Section may be used with any of the pulling heads listed at the end of the Section, giving the user many choices to cover a wide variety of fastener installations. For quick reference information, please refer to Section 6. Cross-reference guides allow easy selection of the appropriate tooling for each fastener product. If you already know which tool you need, simply go to the appropriate tool page in sections 1–4.

TO INSTALL:	USE TOOL:
CherryMAX® type blind rivets	G747, G704B, G746A, G800, G27, G83A, G84, G744*
SST® blind rivets	G747, G704B, G746A, G800, G27, G83A, G84
CherryMAX® ‘AB’ type blind rivets	G747, G704B, G746A, G800, G27, G83A, G84
CherryLOCK® rivets	G700, G784, G689, G686B-S, G695B*
CherryLOCK® ‘A’ rivets	G746A, G704B, G747, G800, G30
MBC® and MBC® lock creator rivets	G746A, G704B, G747, G800
MS type blind rivets	G704B, G746A, G747, G784, G689, G686B-S, G29
Nut-plate blind rivets	G747, G704B, G29, G746A, G702A
MAXIBOLT® blind bolts	G83A, G84, G84-LS, G87D, G800, G85D-S, G744*
Lockbolts	G83A, G84, G84-LS, G87D, G85D-S

* Special order product.

PRODUCT EXPERT

An online tooling selection assistant

A new tooling selection capability is available on the Cherry website at <http://cherryaerospace.com/expert>. It is very easy to use, just type in the part number of the fastener to install and a list of recommended tooling will be generated.

REAL PERFORMANCE

Ergonomics is a leading issue in employee health. The design of installation tools from Cherry® Aerospace goes beyond simplistic labels. They offer real alternatives to heavy and/or bulky tools, providing safe and effective performance. The Cherry riveters have an all metallic construction using the best high strength materials available, able to operate reliably in the harshest environments. They are designed for long life, optimum productivity and ease of use. With easy air removal from the hydraulic system (bleeding), fully serviceable, our riveters will provide many years of reliable operation.


Extended length, right angle and offset pulling heads, as well as extensions and adaptors, extend the capabilities of these pulling heads for use across different riveters and in limited access areas. Split riveters, which separate the heavy-duty power unit from the tool head, utilize long hoses to allow installations with difficult access areas.

Replaceable Nosepieces make our pulling heads versatile, allowing the use of the same tool for many types and sizes of fasteners. They also reduce your procurement and maintenance costs.

Our installation tools provide the performance and benefits you need, retaining the value of your investment for years to come.



offset pulling head



split riveter

Ergonomic Tool Selection Guide

(for detailed tooling recommendations go to <http://cherryaerospace.com/expert>)

Fasteners installed	Tool	Page No.
NAS9301-9312 CherryMAX® rivets (1/8", 5/32" and 3/16")	G747	8
CherryMAX® rivets (1/4")	G83A	15
NAS1398/1399 "A" and "AB" code rivets	G746A	7
NAS1398/1399 "—" (3/32" and 1/8")	G700	12
NAS1414 through 1562 lockbolts (1/8", 5/32", and 3/16")	G83A	15

Split Riveters

Fasteners installed	Tool	Page No.
NAS9301-9312 CherryMAX® rivets	G704B-SR & G704B-40SH	6
NAS1398/1399 "A" and "AB" code rivets		
NAS1398/1399/1738/1739 ("—" code) rivets	G686B-S	14
MAXIBOLT®, MAXIBOLT Plus® and CherryMAX® up to 1/4" diameter rivets	G84-LS	17
Single action blind fasteners and lockbolts up to 5/16" (-10) diameter	G85D-S	18

Medium-Weight Tools

Fasteners installed	Tool	Page No.
NAS1398/1399/1738/1739 ("—" code) rivets	G784	13
MS21140/21141/90353/90354 single action blind bolts	G84	16

Heavy-Weight Tools

Fasteners installed	Tool	Page No.
NAS Lockbolts	G87D	19

Improved Safety and F.O.D. Control

The Cherry riveters are supplied with stem deflectors to protect the operator from the high velocity stems ejected during the tool operation. For FOD control, additional stem catcher bags (670A20) or a vacuum system (RIVAC 220-03) may be purchased and fitted on our riveters. An integrated in-line air pressure regulator preset at 100 psi. protects our riveters from potentially dangerous air spikes.

G702A Lightweight Nut-Plate Riveter

DESCRIPTION

The G702A power tool is a pneumatic-hydraulic tool designed for, but not limited to, installation of nut-plate rivets.

Sold as GH702A this tool will also install a number of commercial fastener types and sizes. More information in the tool manuals (TM-G702A and TM-GH702A) on our website at <http://cherryaerospace.com/product/insttools> by selecting the “Manuals” link.

SPECIFICATIONS

Air Pressure	90 PSI (6.2 bar) min./110 PSI (7.6 bar) max.
Stroke	0.75 inch (19.05 mm)
Pulling Force	1100 lbs (4.9 kN) @ 90 PSI (6.2 bar)
Cycle Time	Approximately one second
Weight	3.5 lbs (1.59 kg)
Noise Level	71 dB (A)
Vibration	Less than 2.5 m/s ²
Air Consumption	0.09 SCF/cycle (1.87 L/cycle)

PULLING HEAD AVAILABILITY

G702A Pulling Head



Pulling heads are not furnished with riveter and must be ordered separately.

H702A-3NPR Pulling Head

Pulling Head	Rivet	Rivet Diameters	Type	Nosepiece*	Maximum Grip
H702-3NPR	Nut-Plate	3/32 2.5 mm	Straight	728A9-3	-12
		1/8 3.0mm		728A9-104	
H702-3NPR	SPR®	3/32	Straight	728A9-3	All

* Both nosepieces included with pulling head.

More detailed information for these pulling heads may be found at More details about this tool can be found on our website at <http://cherryaerospace.com/product/insttools> by selecting the “Manuals” link.



G704B Lightweight CherryMAX®

Riveter

National Stock Number: 5130-01-393-1584

Military Part Number: M85188T2

DESCRIPTION

The G704B riveter is a medium duty, pneumatic-hydraulic tool designed, but not limited to, optimum installation of the Cherrymax fasteners. It features the “Cherrymax mounting system” supported by a wide variety of pulling heads and adapters supporting most of our blind fastening system.

More details about this tool can be found in the tool manual (TM-G704B) that may be accessed at <http://cherryaerospace.com/product/insttools> by selecting the “Manuals” link.

Please refer to the tables at the end of Section 1 for help selecting the proper pulling heads.

SPECIFICATIONS

Air Pressure	90 PSI (6.2 bar) min. / 110 PSI (7.6 bar) max.
Stroke	0.510 Inch (12.954 mm)
Pulling Force	3100 lbs (13.79 kn) @ 90 PSI (6.2 bar)
Cycle Time	Approximately one second
Weight	4 1/4 lbs (1.93 kg)
Noise Level	71 dB (A)
Vibration	Less than 2.5 m/s ²
Air Consumption	0.16 SCF/cycle (4.53 L/cycle)

G704B-SR & G704B-40SH CherryMAX® Split Power Riveters

G704B-SR: National Stock No. 5130-01-237-0488

DESCRIPTION

G704B-SR and G704B-40SH are split versions of G704B. The benefit of the split riveters is the fact that the larger, heavier power unit is typically placed on the floor, away from the structure, allowing access in space constricted areas of the aircraft and providing a more ergonomic solution for the operator.

The main difference between G704B-SR and G704B-40SH is the length of the hose (3 feet and 8 feet respectively).


More details about this tool can be found in the tool manuals that may be accessed at <http://cherryaerospace.com/product/insttools> by selecting the “Manuals” link.

SPECIFICATIONS

Weight	4.5 lbs. (power unit only)
Stroke	0.518"
Pulling Capacity	3136 lbs. on 90 psi
Air Pressure	90-120 psi normal operating air pressure at inlet
Air Consumption	4 CFM of air at 20 cycles per min.
Noise Level	Does not exceed 85dB(A)
Pulling Heads	Straight, right angle, offset

PULLING HEAD AVAILABILITY

Pulling heads are not furnished with riveter and must be ordered separately.



G746A CherryMAX® Riveter

National Stock Number: 5130-01-338-3403

DESCRIPTION

The G746A riveter is a light duty/ long stroke, pneumatic-hydraulic tool designed, but not limited to, optimum installation of wiredraw (CherryMAX® AB, CherryLOCK®) fasteners. It features the “CherryMAX® mounting system” supported by a wide variety of pulling heads and adapters supporting most of our blind fastening system.


More details about this tool can be found in the tool manual (TM-G746A) that may be accessed at <http://cherryaerospace.com/product/insttools> by selecting the “Manuals” link.

SPECIFICATIONS

Air Pressure	90 PSI (6.2 bar) min./110 PSI (7.6 bar) max.
Stroke	0.875 inch (22.23 mm)
Pulling Force	1850 lbs (8.23 kn) @ 90 PSI (6.2 bar)
Cycle Time	Approximately one second
Weight	4-1/4 lbs (1.93 kg)
Noise Level	72 dB (A)
Vibration	less than 2.5 m/s ²
Air Consumption	0.25 SCF/cycle (7.08 L/cycle)

PULLING HEAD AVAILABILITY

Pulling heads are not furnished with riveter and must be ordered separately.



G747 Lightweight CherryMAX® Riveter

National Stock Number: 5130-01-044-7206

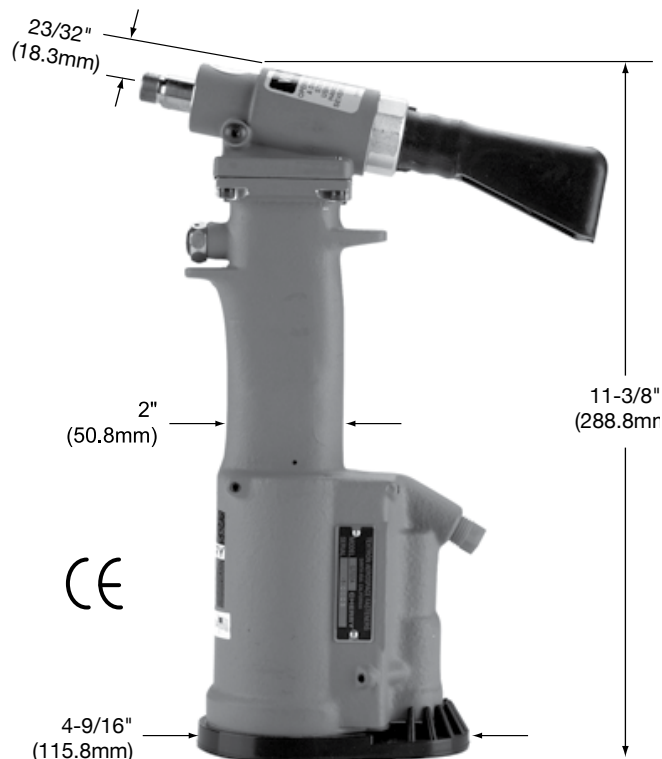
DESCRIPTION

The G747 riveter is a compact, light duty, pneumatic-hydraulic tool designed, but not limited to, optimum installation of CherryMAX fasteners. It features the “CherryMAX mounting system” supported by a wide variety of pulling heads and adapters supporting most of our blind fastening system.

More details about this tool can be found in the tool manual (TM-G747) that may be accessed at <http://cherryaerospace.com/product/insttools> by selecting the “Manuals” link.

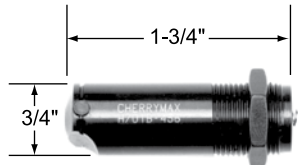
SPECIFICATIONS

Air Pressure	90 PSI (6.2 bar) min./110 PSI (7.6 bar) max.
Stroke	0.437 inch (11.1 mm)
Pulling Force	2100 lbs (9.34 kN) @ 90 PSI (6.2 bar)
Cycle Time	Approximately one second
Weight	3.5 lbs (1.59 kg)
Noise Level	71 dB (A)
Vibration	less than 2.5 m/s ²
Air Consumption	0.09 SCF/cycle (2.55 L/cycle)




PULLING HEADS AVAILABLE FOR THE SECTION 1 RIVETERS

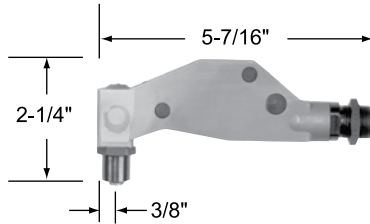
Pulling heads are not furnished with riveter and must be ordered separately. More detailed information for these pulling heads may be found at More details about this tool can be found on our website at <http://cherryaerospace.com/product/insttools> by selecting the “Manuals” link.



H701B-456 Straight
NSN5130-01-393-2927
Military Part Number M85188S1




H747-456 STRAIGHT



H753A-456 RIGHT ANGLE
NSN5130-01-393-2926
Military Part Number M85188S2



H782 OFFSET



H781A-456 OFFSET

PULLING HEADS

Pulling Head	Type	Adaptor	Fastener Installed ¹	
			Type	Diameters
H701B-456 H747-456 ¹	Straight	—	CherryMAX®	1/8, 5/32, 3/16
		—	CherryMAX® ‘AB’	1/8, 5/32, 3/16 ³
		—	MBC® L/C	1/8, 5/32, 3/16
		—	SST®	1/8, 5/32, 3/16
H753A-456 ¹	Right Angle	—	CherryMAX®	1/8, 5/32, 3/16
		—	CherryMAX® ‘AB’	1/8, 5/32, 3/16 ³
		—	SST®	1/8, 5/32, 3/16
		—	CherryMAX®	1/8, 5/32, 3/16
H781A-456 H782 ¹	Offset	—	CherryMAX® ‘AB’	1/8, 5/32, 3/16
		—	SST®	1/8, 5/32, 3/16
		—	CherryLOCK® A	3/32, 1/8, 5/32, 3/16
H747-3A, -4A, -5A, -6A	Straight	—	CherryLOCK® A	3/32, 1/8, 5/32, 3/16
H9015-3C, -4C, -5C, -6C	Straight	704A9	MS/Nutplate Rivets	3/32, 1/8, 5/32, 3/16
H746A-4MBC, -5 MBC, -6MBC	Straight	—	Std. MBC®	1/8, 5/32, 3/16
H704-()NP	Straight	—	Rivetless NutPlate	See Page 25
H704-()NPC	Straight	—	RNP Composites	See Page 25

RIVETER GRIP CAPABILITY⁴

Fastener Type	Riveter Model				
	G704B	G704-SH	G704-SR	G747	G746A
CherryMAX®	All Grips	All Grips	All Grips	All Grips	All Grips
CherryMAX® AB	-05	-05	-05	-04	-09
CherryLOCK® “A”	-05	-05	-05	-04	-09
Standard MBC® and MBC® L/C	5 ⁵	5 ⁵	5 ⁵	4 ⁵	All Grips
SST®	All Grips	All Grips	All Grips	All Grips	All Grips
MS/Nutplate Rivets	-05	-05	-05	-04	All Grips
MAXIBOLT® Both Types (U and S)	All Grips	All Grips	All Grips	All Grips	All Grips ²
Rivetless NutPlate	All Grips	All Grips	All Grips	—	—

Notes:

- See Pulling Head Tool Sheet for other configurations and fastener capabilities.
- G746A is only recommended for -4 and -5 diameter MAXIBOLT® fasteners due to power limitations.
- H747-456, H753-456 and H782 can be re-configured in order to install 3/16” aluminum fasteners; see Tool Sheet. at <http://cherryaerospace.com/product/insttools> by selecting the “Manuals” link.
- Grip capability may be extended by “double stroking”.
- Grip as identified by NAS1719, NAS1720 and NAS 1721 (see Standards Page for the fastener to be installed).

G83A Lightweight Lockbolt Riveter

DESCRIPTION


G83A is a lightweight pneumatic-hydraulic riveter with hydraulic piston return designed, but not limited to installation of Lockbolt and Blind Bolt type fasteners. This tool is equipped with a bayonet mounting system, common for G83A and G84 (compatible to Huck 230, 362 models). This new version of our G83 has an improved hydraulic piston return system and it is based on the popular G704B power unit, simplifying logistics for tool repair and maintenance.

More details about this tool can be found in the tool manual (TM-G83A) that may be accessed at <http://cherryaerospace.com/product/insttools> by selecting the “Manuals” link.

Please refer to the tables opposite for the correct pulling head choice for your application.

SPECIFICATIONS

Air Pressure	90 PSI (6.2 bar) min./110 PSI (7.6 bar) max.
Stroke	7/16 inch (11.1 mm)
Pulling Force	3,750 lbs. (16.7 kN) @ 90 PSI (6.2 bar), 800 lbs. (3.56 kN) on return stroke
Cycle Time	Approximately one second
Weight	4.95 lbs. (2.25 kg)
Noise Level	78.4 dB (A)
Vibration	less than 2.5 M/S2
Air Consumption	0.16 SCF/cycle (4.53 L/cycle)



G84 Medium Duty Lockbolt Riveter

DESCRIPTION


G84 is a medium duty pneumatic-hydraulic riveter with hydraulic piston return designed, but not limited to installation of Lockbolt and Blind Bolt type fasteners. This tool is equipped with a bayonet mounting system, common for G83A and G84 (compatible to Huck 230, 362 models).

More details about this tool can be found in the tool manual (TM-G84) that may be accessed at <http://cherryaerospace.com/product/insttools> by selecting the “Manuals” link.

Please refer to the tables opposite for the correct pulling head choice for your application.


SPECIFICATIONS

Air Pressure	90 PSI (6.2 bar) min./110 psi (7.6 bar) max.
Stroke	9/16 inch (14.3 mm)
Pulling Force	5,750 lbs. (25.6 kN) @ 90 PSI (6.2 bar), 1200 lbs. (5.34 kN) on return stroke
Weight	7.70 lbs. (3.5 kg)
Noise Level	dB (A)
Vibration	less than 2.5 M/S2
Air Consumption	0.29 SCF/cycle (8.21L/cycle)



PULLING HEADS AVAILABLE FOR THE G83A & G84 RIVETERS

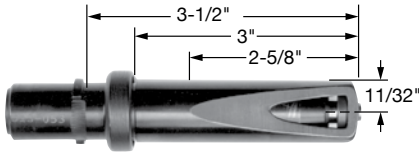
Pulling heads are not furnished with riveter and must be ordered separately.




H1900-456 Straight Pulling Head



744-300 Adapter




H513SRC-06-35 Straight Pulling Head




H84B-568 Straight Pulling Head




H84A-8 Straight Pulling Head



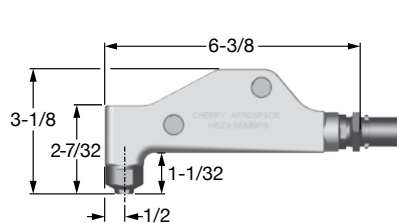
H563-6B Offset Pulling Head



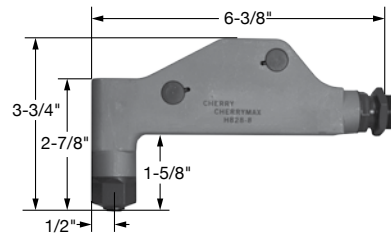
H562-6B Offset Pulling Head



H856-6 MB Offset Pulling Head



H829-56MBPS Right Angle Pulling Head



H828-8 Right Angle Pulling Head

Pulling Heads for G83A/G84 tools

Fastener Type	Pulling Head Type	Tool Part Number	Adaptor	Diameter
MAXIBOLT®	Straight	MAXIBOLT® S TYPE H83B-5MB	MAXIBOLT® U TYPE H83B-5MBU	None
		H83B-6MB	H83B-6MBU	None
		H84A-8MB	H84A-8MBU	None
	Offset	H856-6MB	H856-6MB + 856-003	744-200†
		H828-5MB	H828-5MB + 828-035	744-200†
	Right Angle	H828-6MB	H828-6MB + 828-036	744-200†
		H828-8MB	H828-8MB + 828-016	744-200†
		H513, H513S, H513SR	None	-4, -5, -6, -8
	Offset	H563-4B/5B/6B	None	-4, -5, -6
		H562-6B/8B	None	-6, -8
Lockbolt				
MAXIBOLT PLUS®	Straight	H84B-568	None	-5, -6, -8
	Right Angle	H829-56MBPS	None	-5, -6
NAS1919/1921	Straight	H1900-456	None	-4, -5, -6
CherryMAX®	Straight	H84A-8	None	-8
	Right Angle	H828-8	None	-8
CherryMAX® AB, CherryLOCK® A	Straight	H84-8CLA	None	-8

Adapters for G83A/G84 tools

Adapter††	To Adapt To Tool Mounting System
744-100	G85D-S/G87D
744-200 †	G744
744-300	G704B/G747/G746A

* Use adapter no. 744-100 to accept pulling head design used on G85D, G87D and 353 Style tools

** Use 652-106 "U" type nose piece for "U" type -8 diameter

† Requires removal of bayonet mount

Other pulling heads may be used with the help of the adapters given above.

More details about these pulling heads may be found on our website at <http://cherryaerospace.com/product/insttools> by selecting the "Manuals" link.

G84-LS Split Riveter

DESCRIPTION

G84-LS is a split version of the G84 riveter designed for access in hard to access structures. As such, it features an offset piston design and a mounting system different than the standard bayonet mount found on the G83A / G84 riveters. For more flexibility, the design allows for straight (in-line) and pistol grip configuration of the hand held unit.

A full range of adapters to our most common mounting systems is available, making this tool compatible with virtually all the Cherry pulling heads and attachments.

More details about this tool can be found in the tool manual (TM-G84-LS) that may be accessed on our website at <http://cherryaerospace.com/product/insttools> by selecting the "Manuals" link..

SPECIFICATIONS

Air Pressure	90 psi (6.2 bar) min./110 psi (7.6 bar) max. at tool
Stroke	0.530 inch (13.5 mm)
Pulling Force	5,700 lbs. (25.32 kN) @ 90 psi (6.2 bar)
Weight	Total: 11.8 lbs. (5.35 kg); head only: 2.0 lbs. (.91 kg)
Noise Level	66.5 dB (A)
Vibration	4.0 m/s ²
Air Consumption	0.34 SCF/cycle (9.63 L/cycle)

PULLING HEAD AVAILABILITY*


Pulling heads for the G84-LS or comparable riveters will fit directly with no adaptation required. For other Cherry mount systems, the following adaptors are required:

Adapter*	To Adapt to Tool Mounting System
744-500	Cherry G744 mount
744-600	Cherry G704B/G747/G746A
744-700	Cherry G83A/G84 Bayonet
744-800	Adaptor to H84B-568

*Pulling Heads and adapters are not furnished with riveter and must be ordered separately.

Contact Cherry Aerospace Technical Services for more information on Pulling Head selection.

For more information, visit our website at <http://cherryaerospace.com/product/insttools> by selecting the "Manuals" link.



G87D Lockbolt Riveter

National Stock Number: 5130-00-760-1360

DESCRIPTION

G87D is a heavy duty pneumatic-hydraulic riveter with hydraulic piston return designed, but not limited to, installation of Lockbolt and Blind Bolt type fasteners.

This tool is equipped with a large bayonet mounting system common with G85D-S (compatible with the Huck 353 model).

More details about these pulling heads may be found on our website at <http://cherryaerospace.com/product/insttools> by selecting the "Manuals" link.

SPECIFICATIONS

Air Pressure	90 PSI (6.2 bar) min./110 PSI (7.6 bar) max.
Stroke	9/16 inch (14.3 mm)
Pulling Force	9,500 lbs. (42.3 kN) @ 90 PSI (6.2 bar),
Weight	10.75 lbs. (4.875 kg)
Noise Level	74.2 dB (A)
Vibration	less than 2.5 m/s ²
Air Consumption	0.60 SCF/cycle (17 L/cycle)

PULLING HEAD AVAILABILITY

Pulling heads are not furnished with riveter and must be ordered separately.

G87D Lockbolt Pulling Head Selection Chart


Lockbolt Dia.	Length from Tool Face (except column 3)	Short Pintail	1. Straight Nose		2. Chisel Nose		3. Offset
			Swivel	Swivel Self-Releasing	Swivel Self-Releasing		
1/8"	2"	H513-04-20*	—	—	—	H563-4B*	
	3-1/2"	H513-04-35*	—	—	—	H563SP-4B*	
5/32"	2"	—	H513S-05-20*	H513SR-05-20*	H513SRC-05-20*	H563-5B*	
	3-1/2"	H513-05-35*	H513S-05-35	H513SR-05-35	H513SRC-05-35*	H563SP-5B	
3/16"	2"	H513-06-20*	H513S-06-20*	H513SR-06-20*	H513SRC-06-20*	H563-6B*	
	2-3/8"	—	H513S-06-24	H513SR-06-24	—	H562-6B	
	3-1/2"	—	H513S-06-35*	H513SR-06-35*	H513SRC-06-35*	H563SP-6B*	
	4-13/16"	—	H513S-06-48	H513SR-06-48	—	—	
	6"	H513-06-60*	—	—	—	—	
1/4"	2-3/8"	—	H513S-08-24	H513SR-08-24	—	H562-8B	
	3-1/2"	H513-08-35*	H513-08-35*	—	—	—	
	4-13/16"	—	H513S-08-48	H513SR-08-48	H513SRC-08-48	—	
5/16"	2-11/16"	—	H513S-10-27	H513SR-10-27	—	—	
	4-3/16"	—	H513S-10-42	H513SR-10-42	—	—	
3/8"	2-11/16"	—	H513S-12-27	H513SR-12-27	—	—	
	4-3/16"	—	H513S-12-42	H513SR-12-42	—	—	

*These parts require the 552 adapter when used on Cherry G87D, G85D or Huck®353. Parts with an asterisk fit directly on the Cherry G83A or Huck®352 tools.

NOTES: Parts with no asterisk fit directly on Cherry G87D, G85D and Huck®353 tools.

After the H513 in part numbers, S = Swivel, R = Self Releasing C = Chisel Nose

Straight Lockbolt pulling head part numbers indicate pulling head length and diameter. Example: In Part No. H513-05-35 the -05 indicates 5/32 diameter and -35 indicates that the pulling head extends 3-1/2" beyond gun line. After H563, SP = Short Pintail



CherryMAX® Pulling Heads & Adapter**

	Part No.	CherryMAX® Diameter	Adapter
Straight	H84A-8	-8	552A1
Offset	H827-8	-8	560-070
Right Angle	H828-8	-8	560-070

MAXIBOLT® Pulling Heads and Adapter

	Part No.	MAXIBOLT® Diameter	Adapter
Straight Pulling Head	H652-8MB	-8	—
	H83B-5MB	-5	552A1
	H83B-6MB	-6	552A1
	H84A-8MB	-8	552A1
	H744-5MB	-5	560-070
Offset	H744-6MB	-6	560-070
	H856-6MB	-6	560-070
Right Angle	H828-5MB	-5	560-070
	H828-6MB	-6	560-070

** CherryMAX® adapter and pulling heads can install CherryMAX®, CherryMAX® 'AB', and SST® rivets.

G85D-S Split Lockbolt Riveter

Description

G85D-S is a split version of G87D. The benefit of the split configuration is the fact that the larger, heavier power unit may be placed on the floor, away from the structure, allowing access in space constricted areas of the aircraft and providing a more ergonomic solution for the operator.

This tool is equipped with a large bayonet mounting system common with G85D-S (compatible with the Huck 353 model).

More details about this tool can be found in the tool manual (TM-G85D-S) that may be accessed on our website at <http://cherryaerospace.com/product/insttools> by selecting the “Manuals” link.

SPECIFICATIONS

Air Pressure	90 PSI (6.2 bar) min./110 PSI (7.6 bar) max. at tool
Stroke	0.720 in. (18.3 mm)
Pulling Force	7,000 lbs. (31.1 kN) @ 90 PSI (6.2 bar)
Weight	Total: 19.3 lbs. (8.75 kg), Head only: 4.3 lbs. (1.95 kg)
Noise Level	76.7 dB (A)
Vibration	less than 2.5 m/s ²
Air Consumption	0.27 SCF/cycle (7.65 L/cycle)

PULLING HEAD AVAILABILITY

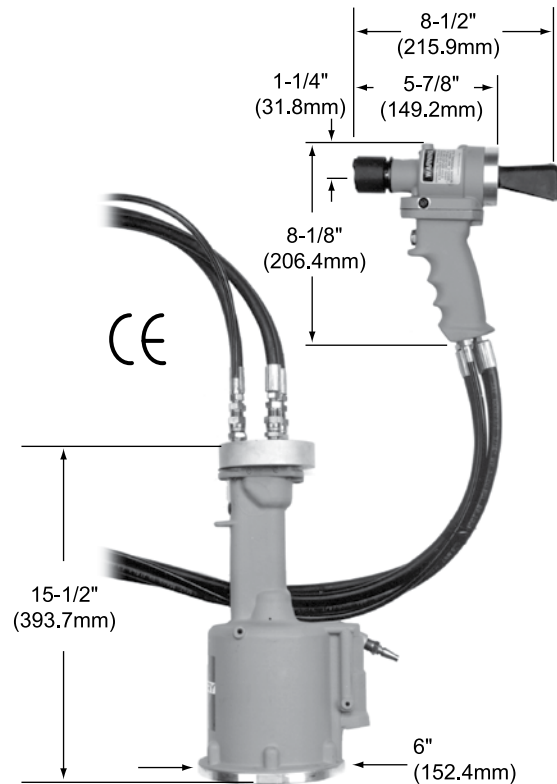
Pulling heads are not furnished with riveter and must be ordered separately.

G85D-S Pulling Head Selection Chart

Lockbolt Dia.	Tool Face (inches except Column 3)	Length from Short Pintail	1. Straight Nose		2. Chisel Nose		3. Offset
			Swivel	Swivel Self-Releasing	Swivel Self-Releasing		
1/8"	2"	H513-04-20*	—	—	—		H563-4B*
	3-1/2"	H513-04-35*	—	—	—		H563SP-4B*
5/32"	2"	—	H513S-05-20*	H513SR-05-20*	H513SRC-05-20*		H563-5B*
	3-1/2"	H513-05-35*	H513S-05-35	H513SR-05-35	H513SRC-05-35*		H563SP-5B*
3/16"	2"	H513-06-20*	H513S-06-20*	H513SR-06-20*	H513SRC-06-20*		H563-6B*
	2-3/8"	—	H513S-06-24	H513SR-06-24	—		H562-6B
	3-1/2"	—	H513S-06-35*	H513SR-06-35*	H513SRC-06-35*		H563SP-6B*
	4-13/16"	—	H513S-06-48	H513SR-06-48	—		—
1/4"	6"	H513-06-60*	—	—	—		—
	2-3/8"	—	H513S-08-24	H513SR-08-24	—		H562-8B
	3-1/2"	H513-08-35*	H513S-08-35*	—	—		—
5/16"	4-13/16"	—	H513S-08-48	H513SR-08-48	H513SRC-08-48		—
	2-11/16"	—	H513S-10-27	H513SR-10-27	—		—
3/8"	4-3/16"	—	H513S-10-42	H513SR-10-42	—		—
	2-11/16"	—	H513S-12-27	H513SR-12-27	—		—
	4-3/16"	—	H513S-12-42	H513SR-12-42	—		—

CherryMAX®, CherryLOCK®, MBC®, MAXIBOLT®, SST® and SPR® are trademarks of Cherry Aerospace, Huck® is a registered trademark of Huck International Inc.

More details about these pulling heads can be found in the tool sheets available on our website at: <http://cherryaerospace.com/product/insttools> by selecting the “Manuals” link.



* These parts require the 552 adapter when used on Cherry G85D-S, G87D or Huck®353. Parts with an asterisk fit directly on the Cherry G83A, G84 or Huck®352 tools.

NOTES:
In pulling head part numbers,
S = Swivel
R = Self Releasing
C = Chisel Nose
SP = Short Pintail

Straight lockbolt pulling head part numbers indicate pulling head length and diameter. Example: In Part No. H513-05-35 the -05 indicates 5/32 diameter and -35 indicates that the pulling head extends 3-1/2" beyond gun line.

G700 Lightweight Double Action CherryLOCK® Riveter

DESCRIPTION

G700 is a lightweight double action pneumatic-hydraulic riveter designed for installation of the -3 and -4 diameter CherryLOCK® Wiredraw rivets.

It has a custom mounting system only compatible with double action pulling heads (H681).

More details about this tool can be found in the tool manual (TM-G700) that may be accessed on our website at <http://cherryaerospace.com/product/insttools> by selecting the "Manuals" link.

SPECIFICATIONS

Air Pressure	90 – 110 psi
Stroke	0.906"
Pulling Force	1220 lbs.
Weight	5.75
Noise Level	<69 dB(A)
Vibration	Less than 2.5m/s ²
Air Consumption	0.25 SCF/Cycle (7.08 L/cycle)

PULLING HEAD AVAILABILITY

Pulling heads are not furnished with riveter and must be ordered separately.

Standard CherryLOCK® Rivets (NAS1398 & 1399)

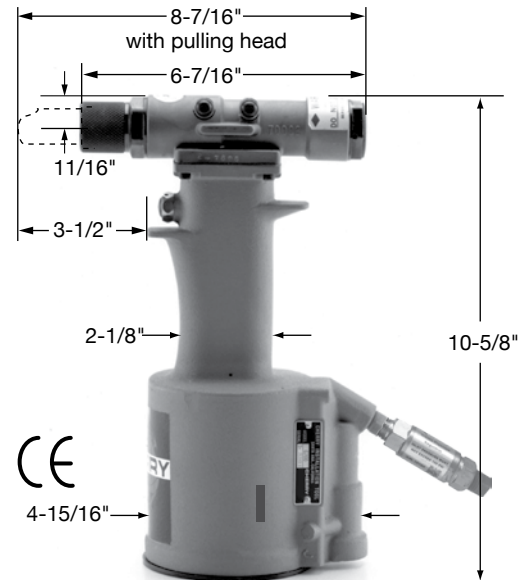
Pulling Head	Rivet Dia.	Aluminum		Monel		Stainless Steel	
		CR2163 Univ. Head	CR2162 CR2262 Ctsk. Head	CR2563 Univ. Head	CR2562 Ctsk. Head	CR2643 CR2653 CR2663 Univ. Head	CR2642 CR2652 CR2662 Ctsk. Head
H681-3C	-3	—	—	—	—	3*	3*
H681-4C	-4	4	4	4	4	4	4

Bulbed CherryLOCK® Rivets (NAS1738 & 1739)

Pulling Head	Rivet Dia.	Aluminum		Monel	
		CR2239 CR2249 Univ. Head	CR2238 CR2248 Ctsk. Head	CR2539 Univ. Head	CR2538 Ctsk. Head
H681-4C	-4	All	All	All	All

*3/32" diameter available as CR2662-3 and CR2663-3 only

For more information, visit our website at <http://cherryaerospace.com/product/insttools> by selecting the "Manuals" link.



G784 Double Action CherryLOCK® Riveter

National Stock Number: 5130-00-935-4681

DESCRIPTION

G784 is a medium duty double action pneumatic-hydraulic riveter designed for installation of the -3 and -4 diameter CherryLOCK® Wiredraw rivets.

It has a custom mounting system only compatible with double action pulling heads (H681), but with proper adapters it can be used with other front or side eject pulling heads.

More details about this tool can be found in the tool manual (TM-G784) that may be accessed on our website at <http://cherryaerospace.com/product/insttools> by selecting the “Manuals” link.

SPECIFICATIONS

Air Pressure	90 PSI (6.2 bar) min./110 PSI (7.6 bar) max.
Stroke	7/8 inch (22.2 mm)
Pulling Force	2,600 lbs. (11.57 kN) @ 90 PSI (6.2 bar),
Weight	8 lbs. (3.63 kg)
Noise Level	69.7 dB (A)
Vibration	less than 2.5 m/s ²
Air Consumption	0.27 SCF/cycle (7.65 L/cycle)

PULLING HEAD AVAILABILITY

Pulling Heads are not furnished with riveter and must be ordered separately.

Standard CherryLOCK® Rivets (NAS1398 & 1399)

Pulling Head	Rivet Dia.	Aluminum		Monel		Stainless Steel	
		Univ. Head	Ctsk. Head	Univ. Head	Ctsk. Head	Univ. Head	Ctsk. Head
H681-3C	-3	—	—	—	—	All	All
H681-4C	-4	All	All	All	All	All	All
H681-5C	-5	8	9	8	9	8	9
H681-6C	-6	8	9	8	9	8	9


Bulbed CherryLOCK® Rivets (NAS1738 & 1739)

Pulling Head	Rivet Dia.	Aluminum		Monel		Inconel	
		Univ. Head	Ctsk. Head	Univ. Head	Ctsk. Head	Univ. Head	Ctsk. Head
H681-4C	-4	All	All	All	All	All	All
H681-5C	-5	All	All	All	All	All	All
H681-6C	-6	All	All	All	All	All	All

† Use H681-()S

* Use H681B166-()

‡ Use H681-()F



Other Pulling Heads for G784 Tool

Pulling Head	Type	Adapter	Rivet	Rivet Diameters	Max. Grip
H9055-3	Straight	680B46	CherryLOCK® 'A'	3/32	All
H9055-4				1/8	8, 9*
H9055-5				5/32	8, 9*
H9055-6				3/16	8, 9*
H9015-3C	Straight	680B46	MS	3/32	All
H9015-4C				1/8	All
H9015-5C				5/32	All
H9015-6C				3/16	All
H9040-4C	Straight	680B57	MS	1/8	All
H9040-5C				5/32	All
H9040-6C				3/16	All
H680B200A	Straight		CherryMAX®	1/8, 5/32, 3/16	All
H781A-456	Offset	680B205	CherryMAX®	1/8, 5/32, 3/16	All
H753A-456	Right Angle	680B205	CherryMAX®	1/8, 5/32, 3/16	All

*8 grip for protruding head, 9 grip for countersunk head.

For more information, visit our website at <http://cherryaerospace.com/product/insttools> by selecting the “Manuals” link.

G689 Double Action CherryLOCK® Riveter

DESCRIPTION

G689 is a heavy duty double action pneumatic-hydraulic riveter designed for installation of CherryLOCK® Wiredraw rivets.

This tool is equipped with a custom mounting system only compatible with double action pulling heads (H681), but with proper adapters it can be used with other front or side eject pulling heads.

More details about this tool can be found in the tool manual (TM-G689) that may be accessed on our website at <http://cherryaerospace.com/product/insttools> by selecting the "Manuals" link.

SPECIFICATIONS

Air Pressure	90 PSI (6.2 bar) min./110 PSI (7.6 bar) max.
Stroke	1.475 inch (37.47 mm)
Pulling Force	3,800 lbs. (16.9 kN) @ 90 PSI (6.2 bar)
Weight	12.85 lbs. (5.90 kg)
Noise Level	74.1 dB (A)
Vibration	less than 2.5 m/s ²
Air Consumption	0.50 SCF/cycle (14.2 L/cycle)

PULLING HEAD AVAILABILITY


Pulling heads are not furnished with riveter and must be ordered separately.

Standard CherryLOCK® Rivets (NAS1398 & 1399)

Pulling Head	Rivet Dia.	Aluminum		Monel		Stainless Steel	
		Univ. Head	Ctsk. Head	Univ. Head	Ctsk. Head	Univ. Head	Ctsk. Head
H681-3C	-3	—	—	—	—	All	All
H681-4C	-4	All	All	All	All	All	All
H681-5C	-5	All	All	All	All	All	All
H681-6C	-6	All	All	All	All	All	All
H681-8C	-8	All	All	All	All	All	All

Bulbed CherryLOCK® Rivets (NAS1738 & 1739)

Pulling Head	Rivet Dia.	Aluminum		Monel		Inconel	
		Univ. Head	Ctsk. Head	Univ. Head	Ctsk. Head	Univ. Head	Ctsk. Head
H681-4C	-4	All	All	All	All	All	All
H681-5C	-5	All	All	All	All	All	All
H681-6C	-6	All	All	All	All	All	All



Other Pulling Heads for G689 Tool

Pulling Head	Type	Adapter	Rivet	Rivet Diameters	Max Grip
H9015	Straight	680B46	MS	3/32, 1/8, 5/32, 3/16	All
H9055	Straight	680B46	CherryLOCK® 'A'	3/32, 1/8, 5/32, 3/16	All
H9040	Straight	680B57	MS	1/8, 5/32, 3/16, 1/4	All
H781A-456	Offset	680B205	CherryMAX®	1/8, 5/32, 3/16	All
H753A-456	Rt. Angle	680B205	CherryMAX®	1/8, 5/32, 3/16	All
H680B200A	Straight	—	CherryMAX®	1/8, 5/32, 3/16	All
H680B208	Straight	—	CherryMAX®	1/4	All

† Use H681-()S

* Use H681B166-()

¹ Use H681-()F

For more information, visit our website at <http://cherryaerospace.com/product/insttools> by selecting the "Manuals" link.

G686B-S Split Double Action CherryLOCK® Riveter

National Stock Number:
NSN 3448-01-036-3402

DESCRIPTION

G686B-S is a split version of G689. The benefit of the split configuration is the fact that the larger, heavier power unit may be placed on the floor, away from the structure, allowing access in space constricted areas of the aircraft and providing a more ergonomic solution for the operator.

This tool is equipped with a custom mounting system only compatible with double action pulling heads (H681), but with proper adapters it can be used with other front or side eject pulling heads

More details about this tool can be found in the tool manual (TM-G686B-S) that may be accessed on our website at <http://cherryaerospace.com/product/insttools> by selecting the “Manuals” link.

SPECIFICATIONS

Air Pressure	90 PSI (6.2 bar) min./110 PSI (7.6 bar) max.
Stroke	1-7/16 inch (36.5 mm)
Pulling Force	2,600 lbs. (11.57 kN) @ 90 PSI (6.2 bar)
Weight	Total: 17 lbs. (7.71 kg) Head Only: 5.0 lbs. (2.27 kg)
Noise Level	74.5 dB (A)
Vibration	less than 2.5 m/s ²
Air Consumption	0.5 SCF/cycle (14.2 L/cycle)

PULLING HEAD AVAILABILITY

β Pulling heads are not furnished with riveter and must be ordered separately.

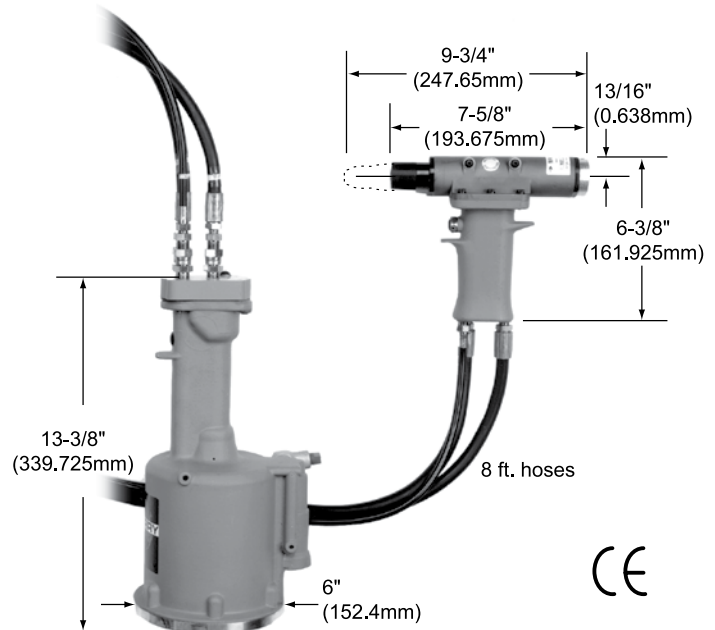
Standard CherryLOCK® Rivets (NAS1398 & 1399)

Pulling Head	Rivet Dia.	Aluminum		Monel		Stainless Steel	
		Univ. Head	Ctsk. Head	Univ. Head	Ctsk. Head	Univ. Head	Ctsk. Head
H681-3C	-3	—	—	—	—	All	All
H681-4C	-4	All	All	All	All	All	All
H681-5C	-5	All	All	All	All	All	All
H681-6C	-6	All	All	All	All	All	All
H681-8C	-8	All	All	All	All	All	All

Bulbed CherryLOCK® Rivets (NAS1738 & 1739)

Pulling Head	Rivet Dia.	Aluminum		Monel		Inconel	
		Univ. Head	Ctsk. Head	Univ. Head	Ctsk. Head	Univ. Head	Ctsk. Head
H681-4C	-4	All	All	All	All	All	All
H681-5C	-5	All	All	All	All	All	All
H681-6C	-6	All	All	All	All	All	All

*Use H681()S †Use H681B166-() ‡Use H681-()F



Other Pulling Heads for G686B-S Tool

Pulling Head	Type	Adapter	Rivet	Rivet Diameters	Max Grip
H9055-3	Straight	680B46	CherryLOCK® 'A'	3/32	All
H9055-4				1/8	8, 9
H9055-5				5/32	8, 9
H9055-6				3/16	8, 9
H9015-3C	Straight	680B46	MS	3/32	All
H9015-4C				1/8	All
H9015-5C				5/32	All
H9015-6C				3/16	All
H9040-4C	Straight	680B57	MS	1/8	All
H9040-5C				5/32	All
H9040-6C				3/16	All
H680B200A	Straight	—	CherryMAX®	1/8, 5/32, 3/16	All
H781A-456	Offset	680B205	CherryMAX®	1/8, 5/32, 3/16	All
H782					
H753A-456	Rt. Angle	680B205	CherryMAX®	1/8, 5/32, 3/16	All

For more information, visit our website at <http://cherryaerospace.com/product/insttools> by selecting the “Manuals” link.

G695B Right Angle Double Action CherryLOCK® Riveter

National Stock Number: 5130-00-435-5689

DESCRIPTION

G695B is a split double action pneumatic-hydraulic riveter designed for access in limited access areas. The compact right angle active area is placed at the front of the hand held unit.

The benefit of the split configuration is the fact that the larger, heavier power unit may be placed on the floor, away from the structure, allowing access in space constricted areas of the aircraft and providing a more ergonomic solution for the operator.

This tool is equipped with a custom mounting system only compatible with special double action pulling heads (H690).

More details about this tool can be found in the tool manual (TM-G695) that may be accessed on our website at <http://cherryaerospace.com/product/insttools> by selecting the "Manuals" link."

SPECIFICATIONS

Air Pressure	90 – 110 PSI
Stroke	0.625"
Pulling Force	2000 lbs.
Weight	17 lbs.
Noise Level	74.1 dB(A)
Vibration	Less than 2.5 m/s ²
Air Consumption	0.50 SCF/cycle (14.2 l/cycle)

PULLING HEAD AVAILABILITY

Pulling heads are not furnished with riveter and must be ordered separately.

Standard CherryLOCK® Rivets (NAS1398 & 1399)

Pulling Head	Rivet Dia.	Aluminum		Monel		Stainless Steel	
		CR2163	CR2162	CR2563	CR2562	CR2643	CR2642
		Univ. Head	CR2262 Ctsk. Head			CR2653	CR2652
		Univ. Head	Ctsk. Head	Univ. Head	Ctsk. Head	Univ. Head	Ctsk. Head
H690-4C/U	-4	4	4	4	4	4	4
H690-5C/U	-5	4	4	4	4	4	4
H690-6C/U	-6	4	4	4	4	4	4
H690-8C/U	-8	4	4	–	–	–	–

C: countersunk head; U: universal head



Bulbed CherryLOCK® Rivets (NAS1738 & 1739)

Pulling Head	Rivet Dia.	Aluminum		Monel	
		CR2239	CR2238	CR2539	CR2538
		CR2249 Univ. Head	CR2248 Ctsk. Head		
		Univ. Head	Ctsk. Head	Univ. Head	Ctsk. Head
H690-4C/U	-4	All	All	All	All
H690-5C/U	-5	All	All	All	All
H690-6C/U	-6	All	All	All	All

For more information, visit our website at <http://cherryaerospace.com/product/insttools> by selecting the "Manuals" link.

HAND POWERED RIVETERS

The hand powered riveters are compact tools that do not need any power source other than the operator's hand. They are usually squeezed or pumped until the fastener installation is complete.

There are two types of hand powered riveters:

- Mechanical type: the lowest cost and smallest, offering modest amount of power good for installing small diameter fasteners;
- Hydraulic type: the most versatile, most powerful hand powered riveter.

G27 CherryMAX® Hand Powered Riveter

National Stock Number:512-01-145-0281

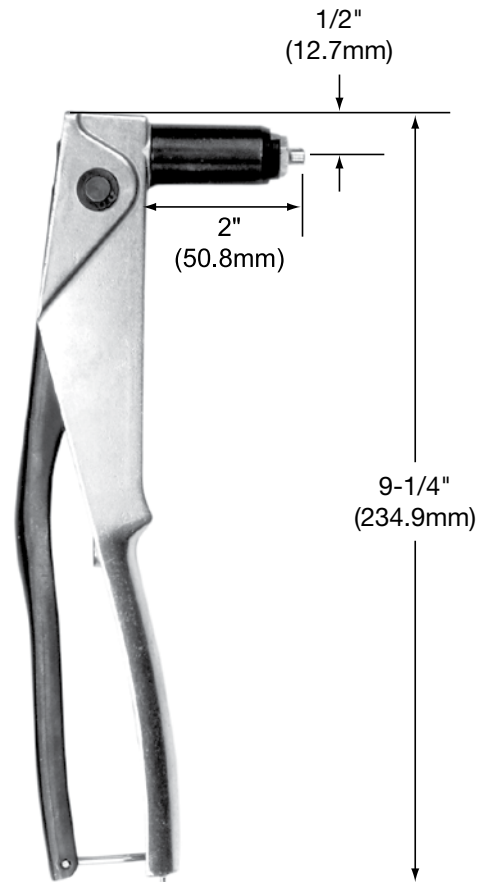
DESCRIPTION

This mechanical type riveter is recommended for installation of small diameter CherryMAX®, SST® and MBC® L/C (Lock Creator type) blind fasteners (see table below).

More details about this tool can be found in the tool manual (TM-G695) that may be accessed on our website at <http://cherryaerospace.com/product/instttools> by selecting the “Manuals” link.

G27 riveter can pull the following part numbers:

CherryMAX® Rivets	SST® Rivets	MBC® L/C Rivets
CR3212-4	CR6222-4	4901-04
CR3213-4	CR6223-4	4904-04
CR3222-4	CR6224-4	4705-04
CR3223-4	CR6252-4	4907-04
CR3523-4	CR6253-4	4911-04
CR3522-4		4917-04
CR3214-4		4967-04
CR3224-4		
CR3524-4		
CR3242-4		
CR3243-4		
CR3252-4		
CR3253-4		
CR3852-4		
CR3853-4		



G29 Nut Plate Hand Powered Riveter

National Stock Number: 5120-01-426-6095

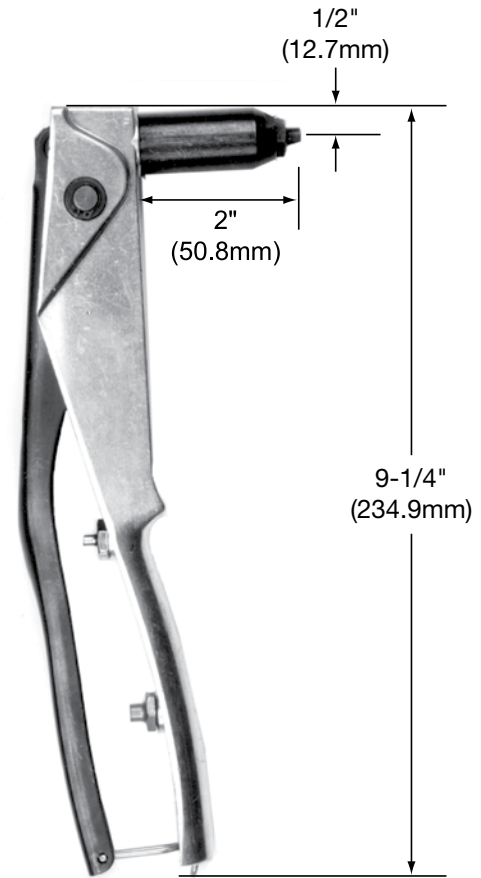
DESCRIPTION

This mechanical type riveter is recommended for installation of small diameter Nut Plate Rivets (3/32" and 1/8"). It comes quipped with both 3/32" and 1/8" diameter nosepieces (1/8" is stored in the handle).

See table below for the fastener compatibility:

G29 riveter can pull the following fasteners:

Product	Diameter	Nosepiece
SPR®Rivet		
CR1122	-3	728A9-3
Nut Plate Rivet		
CCR244	-3	728A9-3
CCR264	-3	728A9-3
CCR274	-3	728A9-3
CCR244	-4	728A9-104
CCR264	-4	728A9-104
CCR274	-4	728A9-104
Metric Nut Plate Rivet		
CCMR244	-25	728A9-3
CCMR264	-25	728A9-3
CCMR274	-25	728A9-3
CCMR244	-30, -35	728A9-104
CCMR264	-30, -35	728A9-104
CCMR274	-30, -35	728A9-104



G30 CherryLOCK® A Hand Powered Riveter

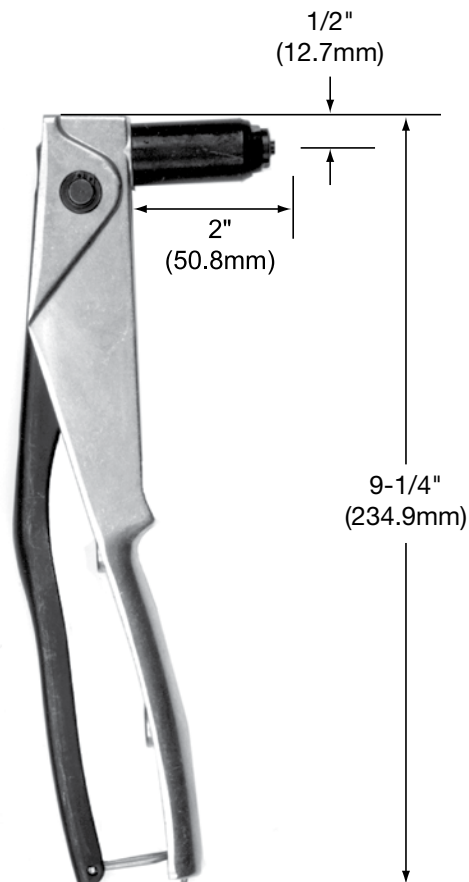
National Stock Number: 5120-01-416-7826

DESCRIPTION

This mechanical type riveter is recommended for installation of 3/32" diameter CherryLOCK® "A" blind fasteners (see table below).

G30 riveter can pull the following rivets:

3/32 'A' Code Rivets
CR2672
CR2673
NAS1399C3A()
NAS1398C3A()



G800 & G800CMR Lightweight Hand Riveter

G800CMR

National Stock Number: 5120-01-583-1154

DESCRIPTION

The G800 hydraulic riveting tool provides the versatility of pneumatic-hydraulic riveter with a lightweight, high pull strength ratio not found in other hand riveters. A proprietary 2 stage hydraulic "intelligent" system switches the tool back and forth between the long stroke and the high power stages, providing very high pulling force with a minimal number of pumps and low hand effort.


The G800 hand riveter can install a variety of blind fastener styles, diameters, head configurations, and material combinations. The G800 with the standard pulling head can install CherryMAX® and SST® blind rivets in -4, -5, -6, diameters, and -05, -06 diameter MAXIBOLT® blind bolts by simply changing the pulling head. The straight pulling head is provided with the tool.



SPECIFICATIONS

Stroke	0.750 inches (19.06 mm)
Pulling Force	Adjustable to over 4500 lbs.
Weight	1.9 lbs. (861.8 grams)
Overall Height	6.4 inches (162.5 mm)
Overall Length	7.75 inches (196.8 mm)
Pulling Heads	Straight, offset, right angle, threaded inserts

G800 PULLING HEADS AND ACCESSORIES



H782 Offset

H753A-456 Right Angle
NSN5130-01-393-2926

Military Part Number M85188S2

G800CMR HAND RIVETER TOOL KIT

NSN 5120-01-583-1154

This G800CMR kit includes the G800 riveter, a right angle and offset pulling head, additional nosepieces to install 3 dia A code CherryLOCK® and 5 dia. U type blind bolts. It also includes a fastener reference guide (FRG200) and all the Tool Manuals and Instructions for proper use.



For more tool kits see the following pages.

G800 Hand Tool

Pulling Head	Adapter	Rivet	Diameters
H800 Straight (supplied)	—	CherryMAX®	-4, -5, -6
	—	CherryMAX® 'AB'	-4, -5, -6*
	—	SST®	-4, -5, -6
	—	MAXIBOLT® ("S" type)	04, 05
H781A-456 H782 Offset	—	CherryMAX®	-4, -5, -6
	—	CherryMAX® 'AB'	-4, -5, -6*
	—	SST®	-4, -5, -6
	—	MAXIBOLT® ("S" type)	04, 05
H753A-456 Right Angle	—	CherryMAX®	-4, -5, -6
	—	CherryMAX® 'AB'	-4, -5, -6*
	—	SST®	-4, -5, -6
	—	MAXIBOLT® ("S" type)	04, 05
HD800-8 Straight	—	CherryMAX®	-8
	—	CherryMAX® 'AB'	-8

*No 3/16" aluminum. Pulls stainless steel and Monel only.

Note: Consult the appropriate pulling head Tool Sheet for a complete list of nosepieces available and fastener capability if your fastener is not listed in this table.

CherryMAX® Tool Kits

Tool Kit Part No."	Description	Items Included		
		Part Number	Description	Qty
G704BCMR	G704B CherryMAX® Tool Kit	G704B	Medium Duty, Single Action Riveter	1
		H701B-456	Straight Pulling Head (-4,-5 & -6 dia)	1
		H781A-456	Offset Pulling Head (-4,-5 & -6 dia)	1
		H753A-456	Right Angle Pulling Head (-4,-5 & -6 dia)	1
	Process Manuals, Reference Card, and Tool Documentation are included	269C3	CherryMAX®/CherryLOCK® Grip Selector Gage	1
		700A77	Hydraulic Air Bleeder	1
		670A20	Stem Catcher Bag	1
		P-1393	Plastic Casing	1
G747CMR	G747 CherryMAX® Tool Kit	G747	Compact, Single Action Riveter	1
		H701B-456	Straight Pulling Head (-4,-5 & -6 dia)	1
		H781A-456	Offset Pulling Head (-4,-5 & -6 dia)	1
		H747-3NPR	3/32 Nut Plate Rivet P.H.	1
	Process Manuals, Reference Card, and Tool Documentation are included	H753A-456	Right Angle Pulling Head (-4,-5 & -6 dia)	1
		269C3	CherryMAX®/CherryLOCK® Grip Selector Gage	1
		700A77	Hydraulic Air Bleeder	1
		670A20	Stem Catcher Bag	1
G746A-CMR	G746A CherryMAX® Tool Kit	G746A	Compact, Single Action Riveter	1
		H701B-456	Straight Pulling Head (-4,-5 & -6 dia)	1
		H781A-456	Offset Pulling Head (-4,-5 & -6 dia)	1
		H753A-456	Right Angle Pulling Head (-4,-5 & -6 dia)	1
	Process Manuals, Reference Card, and Tool Documentation are included	269C3	CherryMAX®/CherryLOCK® Grip Selector Gage	1
		700A77	Hydraulic Air Bleeder	1
		670A20	Stem Catcher Bag	1
		P-1393	Plastic Casing	1
G800-CMR Hand Riveter	G800 CherryMAX® Tool Kit	G800	Hand Powered Riveter	1
		H782	Offset Pulling Head (-4,-5 & -6 dia)	1
		H753A-456	Right Angle Pulling Head (-4,-5 & -6 dia)	1
		886-003	A Code CherryLOCK® Nosepiece (3/32" dia)	1
	Process Manuals, Reference Card, and Tool Documentation are included	782-5BB	U type Blind Bolt Nosepiece (-5 dia)	1
		269C3	CherryMAX®/CherryLOCK® Grip Selector Gage	1
		700A77	Hydraulic Air Bleeder	1
		FRG200	Fastener Reference Guides	1
G83-CMR	G83A CherryMAX® Tool Kit	P-1485	Plastic Casing	1
		G83A	Medium Duty Lockbolt Riveter	1
		H84A-8	Straight Pulling Head (-8)	1
		H701B-456	Straight Pulling Head (-4,-5 & -6 dia)	1
	Process Manuals, Reference Card, and Tool Documentation are included	H781A-456	Offset Pulling Head (-4,-5 & -6 dia)	1
		H753A-456	Right Angle Pulling Head (-4,-5 & -6 dia)	1
		744-300	CherryMAX® Adapter	1
		269C3	CherryMAX®/CherryLOCK® Grip Selector Gage	1
		700A77	Hydraulic Air Bleeder	1
		670A20	Stem Catcher Bag	1
		P-1393	Plastic Casing	1

CherryLOCK® Tool Kits

Tool Kit Part No.	Description	Items Included		Qty
		Part Number	Description	
G746A-CMRW	G746A CherryLOCK® A Code Tool Kit	G746A	Long Stroke Single Action Riveter	1
		H955-3	3/32" A Code CherryLOCK® P.H.	1
		H955-4	1/8" A Code CherryLOCK® P.H.	1
		H955-5	5/32" A Code CherryLOCK® P.H.	1
	Process Manuals, Reference Card, and Tool Documentation are included	H955-6	3/16" A Code CherryLOCK® P.H.	1
		269C3	CherryMAX®/CherryLOCK® Grip Selector Gage	1
		700A77	Hydraulic Air Bleeder	1
		670A20	Stem Catcher Bag	1
		P-1393	Plastic Casing	1
G784-CLRA	CherryLOCK® Wiredraw Tool Kit"	G784	Medium Duty, Double Action Riveter	1
		H681-4C	1/8" Double Action Pulling Head	1
		H681-5C	5/32" Double Action Pulling Head	1
	Process Manuals, Reference Card, and Tool Documentation are included	H681-6C	3/16" Double Action Pulling Head	1
		700A77	Hydraulic Air Bleeder	1
		269C3	CherryMAX®/CherryLOCK® Grip Selector Gage	1
		680A159	Stroke Setting Gage	1
		P-1395	Plastic Casing	1
G784-CLRB	CherryLOCK® Wiredraw Tool Kit"	G784	Medium Duty, Double Action Riveter	1
	Process Manuals, Reference Card, and Tool Documentation are included	700A77	Hydraulic Air Bleeder	1
		269C3	CherryMAX®/CherryLOCK® Grip Selector Gage	1
		P-1395	Plastic Casing	1

Cherry Tool Accessories

Part Number	Description	Usage	Compatible Riveter Models
700A77	Hydraulic Air Bleeder	This accessory is used to re-fill or purge the air out of the hydraulic systems of hydro-pneumatic riveters	All except G800
800-034	G800 Hydraulic Air Bleeder	This accessory is used to re-fill or purge the air out of the G800 hand riveters	G800
P1484	Air Bleeder Adapter	Use this adaptor to convert 700A77 into 800-034 (for bleeding the G800 riveters)	G800
P1505	Pre-set in-line pressure regulator	This pressure regulator mounts directly on the inlet of any of our riveters and it is pre-set to 100 psi. It is used to protect the riveter from potential dangerous air pressure spikes.	All
670A20	Stem Catcher	This add on just snaps in place over the stem deflector to contain the spent stems and control FOD	G702A, G704B, G704B-40SH, G704B-SR, G746A, G747, G83A and G84
RIVAC 220-03	Vacuum Stem Collection System	This add on may be used instead of the stem deflector and stem catcher. It provides vacuum assist to control the spent stems (FOD) and prevent tool jamming	G702A, G704B, G704B-40SH, G704B-SR, G746A, G747

Riveter Adapters

Use with Riveter Model	To convert to:	Adapter Part Number
G704B, G746A, G747, G800	G740A mounting system (for H9040)	704A6
	G715 mounting system (for H9015, H9055)	226A
G740A	G715 mounting system (for H9015, H9055)	744A20
	G704B (CherryMAX®) mounting system (H781A, H782, H753A)	744-100
G744	G704B (CherryMAX®) mounting system (H781A, H782, H753A)	744-300
	G84 (Bayonet) mounting system (for H83B, H84A, H513, H563)	744-600
G83A, G84	G87D (large bayonet) mounting system (for H562 and the larger sizes H513)	744-800
	G744 mounting system (for H744, H827, H828)	560-070
	G704B (CherryMAX®) mounting system (H781A, H782, H753A)	680B57
G84-LS	G744 mounting system (for H744, H827, H828)	704A9
	G704B (CherryMAX®) mounting system (H781A, H782, H753A)	740A26
	G84 (Bayonet) mounting system (for H83B, H84A, H513, H563)	744B25
	G84 without the bayonet mount (H84B-568)	744-200
G85D-S, G87D	G84 (Bayonet) mounting system (for H83B, H84A, H513, H563)	744-500
	G744 mounting system (for H744, H827, H828)	744-700
"G700, G784, G686B-S, G689"	G715 mounting system (for H9015, H9055)	552
	G740A mounting system (for H9040)	680B46
	G704B (CherryMAX®) mounting system (H781A, H782, H753A)	680B205

Extensions

Part Number	Extension Length	Use with Riveter Model	Mounting System
704A12-2	2"	G704B, G746A, G747, G800	G704B (CherryMAX®) mounting system (H781A, H782, H753A)"
704A12-4	4"		
704A12-6	6"		
704A12-12	12"	G744	G744 mounting system (for H744, H827, H828)"
744B35-2	2"		
744B35-4	4"		
744B35-6	6"		
744B35-12	12"	G704B, G746A, G747, G800	Use to extend the length of H753A nosepiece
753B21	2-3/16"		

Tool Selection


The following section provides some tool choices for different types of Cherry fasteners.

Product Expert

An on-line tool selection assistant

Just type in the fastener part number at <http://cherryaerospace.com/expert> for an up to date list of available tooling. For questions, contact Cherry Technical Services at 714-545-5511.





Rivetless NutPlate Tooling

This information is for reference only. For more details and up to date tooling information for this product go to our on-line "Product Expert" at <http://cherryaerospace.com/expert> or contact Cherry Technical Services at 714-545-5511.

Part Number	Riveter	Pulling Head
CNP01C3 -()-()	G800/G704B/G704B-40SH/G704B-SR	H704-249NP
CNP02C -()-()	G800/G704B/G704B-40SH/G704B-SR	H704-343NP
CNP03C08 -()-()	G800/G704B/G704B-40SH/G704B-SR	H704-249NP
CNP03C3 -()-()	G800/G704B/G704B-40SH/G704B-SR	H704-249NP
CNP03C4 -()-()	G800/G704B/G704B-40SH/G704B-SR	H704-311NP
CNP04C5 -()-()	G84/G84-LS ¹	H84C-404NP
CNP05C3 -()-()	G800/G704B/G704B-40SH/G704B-SR	H704-249NP
CNP06C3 -()-()	G800/G704B/G704B-40SH/G704B-SR	H704-223NP
CNP11C08 -()-()	G800/G704B/G704B-40SH/G704B-SR	H704-280NP
CNP11C3 -()-()	G800/G704B/G704B-40SH/G704B-SR	H704-280NP
CNP11C4 -()-()	G800/G704B/G704B-40SH/G704B-SR	H704-343NP
CNP15CM4 -()-()	G800/G704B/G704B-40SH/G704B-SR	H704-249NP
CNP15CM5 -()-()	G800/G704B/G704B-40SH/G704B-SR	H704-249NP
CNP15CM6 -()-()	G800/G704B/G704B-40SH/G704B-SR	H704-311NP
CNP16C3 -()-()	G800/G704B/G704B-40SH/G704B-SR	H704-343NP
CNP16C4 -()-()	G84/G84-LS ¹	H84C-404NP
CNP20C3 -()-()	G800/G704B/G704B-40SH/G704B-SR	H704-295NP
CNP20C4 -()-()	G800/G704B/G704B-40SH/G704B-SR	H704-358NP
CNP51C3 -()-()	G800/G704B/G704B-40SH/G704B-SR	H704-305NPC
CNP51C4 -()-()	G800/G704B/G704B-40SH/G704B-SR	H704-368NPC
CNP53C3 -()-()	G800/G704B/G704B-40SH/G704B-SR	H704-275NPC
CNP56C3 -()-()	G800/G704B/G704B-40SH/G704B-SR	H704-273NPC
CNP61C3 -()-()	G800/G704B/G704B-40SH/G704B-SR	H704-320NPC
CNP63C3 -()-()	G800/G704B/G704B-40SH/G704B-SR	H704-290NPC

1. Adaptor 744-700 must be used for G84-LS to accept this pulling head.

CherryMAX® Blind Rivets & Tools

Part Number Cross-Reference

This information is for reference only. An up to date part number cross reference list can be found at <http://www.cherryaerospace.com/docs/MASTERLIST.xls>. For more details and up to date tooling information for this product go to our on-line "Product Expert" at <http://cherryaerospace.com/expert> or contact Cherry Technical Services at 714-545-5511.

Rivet Part Numbers

NAS Part No.	Cherry Part No.	Military Part No.	Boeing Part No.
NAS9301B	CR3213	M7885/	
NAS9301E	CR3223	—	
NAS9302B	CR3212	M7885/3	
NAS9302E	CR3222	—	
NAS9303B	CR3214	—	
NAS9303E	CR3224	—	
NAS9304B	CR3243	M7885/6	BACR15FR()B()R
NAS9304E	CR3253	—	BACR15FR()E()R
NAS9305B	CR3242	M7885/7	BACR15FP()B()R
NAS9305E	CR3252	—	BACR15FR()E()R
NAS9306B	CR3245	—	
NAS9306E	CR3255	—	
NAS9307M	CR3523	M7885/4	
NAS9307MP	CR3523P	—	
NAS9308M	CR3522	M7885/5	
NAS9308MP	CR3522P	—	
NAS9309M	CR3524	—	
NAS9309MP	CR3524P	—	
NAS9310M	CR3553	M7885/8	
NAS9310MP	CR3553P	—	BACR15FR()MP()R
NAS9310C	CR3853	—	BACR15FR()M()R
NAS9311M	CR3552	M7885/9	BACR15FP()M()R
NAS9311MP	CR3552P	—	BACR15FP()MP()R
NAS9311C	CR3852	—	
NAS9312M	CR3555	—	
NAS9312MP	CR3555P		

Cherry Power Tools

Tool	Pulling Head	Rivet Dia. Pulled
G704B G704B-SR G704B-40SH G747 G800	H701B-456 Straight	-4, -5, -6
	H747-456 Straight	-4, -5, -6
	H753A-456 Right Angle	-4, -5, -6
	H781A-456 Offset	-4, -5, -6
	H782 Offset	-4, -5, -6
G83A/84	H84A-8 Straight	-8
	H828-8* Right Angle	-8
	H829-56MBPS Right Angle	-8
	H827-8 Offset*	-8
G784	H680B200A Straight	-4, -5, -6
	H753A-456*** Right Angle	-4, -5, -6
	H781A-456***	
	H782*** Offset	-4, -5, -6

* Use adapter 744-200

** Use adapter 744-300

*** Use adapter 680B205

NOTE: G704B/G83A/G84 power riveters recommended for installation of Inconel fasteners due to high break stem loads.

For reference only.



CherryMAX® 'AB' Blind Rivets & Tools

Part Number Cross-Reference

This information is for reference only. An up to date part number cross reference list can be found at <http://www.cherryaerospace.com/docs/MASTERLIST.xls>. For more details and up to date tooling information for this product go to our on-line "Product Expert" at <http://cherryaerospace.com/expert> or contact Cherry Technical Services at 714-545-5511.

Rivet Part Numbers

NAS Part No.	Cherry Part No.
NAS1399D()AB()	CR4172
NAS1399B()AB()	CR4272
NAS1399M()AB()	CR4522
NAS1399MW()AB()	CR4522P
NAS1399C()AB()	CR4622
—	CR4622D
NAS1399CW()AB()	CR4622CW
NAS1398D()AB()	CR4173
NAS1398B()AB()	CR4273
NAS1398MW()AB()	CR4523P
NAS1398C()AB()	CR4623
—	CR4623D
NAS1398CW()AB()	CR4623CW

For reference only.

Cherry Power Tools

Tool	Pulling Head	Rivet Dia. Pulled
G704B** G704B-SR** G704B-40SH** G747** G800	H701B-456 Straight	-4, -5, -6*
	H747-456 Straight	-4, -5, -6*
	H753A-456*** Right Angle	-4, -5, -6*
	H781A-456 Offset	-4, -5, -6*
	H747-456 Straight	-4, -5, -6*
	H782 Offset	-4, -5, -6*
	H701B-456 Straight	-4, -5, -6*
	H747-456 Straight	-4, -5, -6*
	H753A-456*** Right Angle	-4, -5, -6*
	H781A-456 H782 Offset	-4, -5, -6*
G744 (special order)	H744A-8 Straight	-8
	H828-8 Right Angle	-8
G83A	H84A-8	-8
G84	H84-8CLA	-8†

* Pulls Monel and stainless in all diameters. Pulls aluminum in -4 and -5 diameters only.

**May require double stroke.

*** -4 grip maximum length.

† All-aluminum fasteners in the diameter identified in the chart.



SST® Rivets & Tools

Part Number Cross-Reference

This information is for reference only. An up to date part number cross reference list can be found at <http://www.cherryaerospace.com/docs/MASTERLIST.xls>. For more details and up to date tooling information for this product go to our on-line “Product Expert” at <http://cherryaerospace.com/expert> or contact Cherry Technical Services at 714-545-5511.

Rivet Part Numbers		Cherry Power Tools		
Cherry Part No.	Boeing Part No.	Tool	Pulling Head	Rivet Dia. Pulled
CR6252-()-()	BACR15GJ()E()	G704B G704B-SR G704B-40SH G747 G746A G800	H701B-456 Straight	-4, -5, -6
CR6253-()-()	BACR15GK()E()		H747-456 Straight	-4, -5, -6
CR6222-()-()	BACR15GL()E()		H753A-456 Right Angle	-4, -5, -6
CR6223-()-()	BACR15GM()E()		H781A-456 Offset	-4, -5, -6
CR6224-()-()			H782 Offset	-4, -5, -6

For reference only.



CherryLOCK® 'A' Blind Rivets & Tools

Part Number Cross-Reference

This information is for reference only. An up to date part number cross reference list can be found at <http://www.cherryaerospace.com/docs/MASTERLIST.xls>. For more details and up to date tooling information for this product go to our on-line "Product Expert" at <http://cherryaerospace.com/expert> or contact Cherry Technical Services at 714-545-5511.

Rivet Part Numbers

NAS Part No.	Cherry Part No.
NAS1399D()A()	CR2172
NAS1399B()A()	CR2272
NAS1399M()A()	CR2572
NAS1399MW()A()	CR2572P
NAS1399MS()A()	CR2572S
NAS1399C()A()	CR2672
NAS1399CW()A()	CR2672CW
NAS1399CS()A()	CR2672S
NAS1398D()A()	CR2173
NAS1398B()A()	CR2273
NAS1398M()A()	CR2573
NAS1398MW()A()	CR2573P
NAS1398MS()A()	CR2573S
NAS1398C()A()	CR2673
NAS1398CW()A()	CR2673CW
NAS1398CS()A()	CR2673S

For reference only.

Cherry Power Tools

Tool	Pulling Head	Rivet Dia. Pulled
G704B* G704B-SR G704B-40SH G747*	H747-3A Straight	-3
	H747-4A Straight	-4
	H747-5A Straight	-5
	H747-6A Straight	-6
	H886-4 Right Angle	-4
	H886-5 Right Angle	-5
	H886-6 Right Angle	-6
G746A G800	H747-3A Straight	-3
	H747-4A Straight	-4
	H747-5A Straight	-5
	H747-6A Straight	-6
	H886-4 Right Angle	-4
	H886-5 Right Angle	-5
	H886-6 Right Angle	-6
G83A	H84-8CLA Straight	-5 or shorter grip
G686B-S G689	H9044-8 Straight (use 680B57 adapter)	-8 long grip
Hand Riveters G30	included	-3


Note: H886 is limited to -04 grip length products (maximum).

* Requires double stroke for grips -5 and longer

CherryLOCK® Blind Rivets & Tools

Part Number Cross-Reference

This information is for reference only. An up to date part number cross reference list can be found at <http://www.cherryaerospace.com/docs/MASTERLIST.xls>. For more details and up to date tooling information for this product go to our on-line "Product Expert" at <http://cherryaerospace.com/expert> or contact Cherry Technical Services at 714-545-5511.



Fastener Part Numbers

Wiredraw		Bulbed	
NAS Part No.	Cherry Part No.	NAS Part No.	Cherry Part No.
NAS1399D	CR2162	NAS1738E	CR2239
NAS1399B	CR2262	NAS1738B	CR2249
NAS1399M	CR2562M	NAS1738M	CR2539
NAS1399MW	CR2562	NAS1738MW	CR2539P
NAS1399MS	CR2562S	NAS1738C	CR2839
—	—	NAS1738CW	CR2839CW
—	CR2642	NAS1739E	CR2238
—	CR2652	NAS1739B	CR2248
NAS1399C	CR2662	NAS1739M	CR2538
NAS1399CW	CR2662CW	NAS1739MW	CR2538P
NAS1399CS	CR2662S	NAS1739C	CR2838
NAS1398D	CR2163	NAS1739CW	CR2838CW
NAS1398B	CR2263	—	CR2235†
NAS1398M	CR2563M	—	CR2245†
NAS1398MW	CR2563	—	CR2545†
NAS1398MS	CR2563S	—	CR2845†
—	CR2643	—	CR2540††
—	CR2653	—	CR2840††
NAS1398C	CR2663	—	
NAS1398CW	CR2663CW	—	
NAS1398CS	CR2663S	—	

For reference only.

Cherry Power Tools

Tool	Pulling Head	Rivet Dia. Pulled	
		Wiredraw	Bulbed
G700	H681-3C	-3	
A Group*	H681-4C	-4	-4
	H681-3C	-3	
G784	H681-4C	-4	-4
A Group*	H681-5C	-5	-5
	H681-6C	-6	-6
	H681-3C	-3	
G686B-S	H681-4C	-4	-4
A, B, C Group*	H681-5C	-5	-5
	H681-6C	-6	-6
	H681-8C	-8	
	H681-3C	-3	
G689	H681-4C	-4	-4
A, B, C Group*	H681-5C	-5	-5
	H681-6C	-6	-6
	H681-8C	-8	
	H690-4C/U	-4	-4
	H690-5C/U	-5	-5
G695B**	H690-6C/U	-6	-6
	H690-8C/U	-8	

C: countersunk head

U: universal head

* Rivet group refers to shift-point setting of riveter which sometimes requires a longer stroke tool

** Limited to -04 grip length in wiredraw products.

Consult tool sheets for information regarding diameter and material capabilities.

† H681B166-X

X=diameter of rivet

†† H681-XF

X=diameter of rivet



MAXIBOLT® Blind Bolts & Tools

Part Number Cross-Reference

This information is for reference only. An up to date part number cross reference list can be found at <http://www.cherryaerospace.com/docs/MASTERLIST.xls>. For more details and up to date tooling information for this product go to our on-line "Product Expert" at <http://cherryaerospace.com/expert> or contact Cherry Technical Services at 714-545-5511.

Rivet Part Numbers

MS Part No.	Cherry Part No.	Boeing Part No.
MS90353S	CR7310S	—
MS90354S	CR7311S	—
MS21140S	CR7620S	—
MS21141S	CR7621S	—
—	CR7340S	—
—	CR7341S	—
—	CR7650S	—
—	CR7651S	—
—	CR7770S	BACB30YY
—	CR7771S	BACB30YU
—	CR7773S	NONE
—	CR7774S	BACB30YT

For reference only.

U Type Nosepieces

Head	Nosepiece
H828-5MB	828-035
H828-6MB	828-036
H744-5MB	530-203-5
H744-6MB	530-203-6
H652-8MB	652-002
H83B-5MB	652-066
H83B-6MB	652-067
H84C-8MB	652-106

Cherry Power Tools

Tool	Pulling Head	Rivet Dia. Pulled
G704B G747	H701B-456 H747-456 Straight	-4, -5
	H753A-456 Right Angle	-4, -5
	H781A-456 H782 Offset	-4, -5
G744 (special order)	H846A-456 Straight	-4
	H744-5MB Straight	-5
	H744-6MB Straight	-6
	H828-5MB Right Angle	-5
	H828-6MB Right Angle	-6
	H856-6MB Offset	-6
	H701B-456* H747-456* Straight	-4
G83A	H83B-5MB Straight	-5
	H83B-6MB Straight	-6
	H828-5MB† Right Angle	-5
	H828-6MB† Right Angle	-6
G84	H83B-5MB H83B-5MBU Straight	-5 S/U type
	H83B-6MB H83B-6MBU Straight	-6 S/U type
	H84A-8MB H84A-8MBU Straight	-8
	H828-8MB† Right Angle	-8
	H652-8MB Straight	-8
G87D	H652-8MB Straight	-8
G85D-S	H652-8MB Straight	-8

† Requires 744-200 Adapter

* Requires 744-300 adapter

Pull Type Lockbolts & Tools



Part Number Cross-Reference

This information is for reference only. An up to date part number cross reference list can be found at <http://www.cherryaerospace.com/docs/MASTERLIST.xls>. For more details and up to date tooling information for this product go to our on-line "Product Expert" at <http://cherryaerospace.com/expert> or contact Cherry Technical Services at 714-545-5511.

Lockbolt Part Numbers

NAS Part No.	Cherry Part No.
NAS1446-1452	SALP-T
NAS7034-7042	S3LP-DT
NAS7014-7022	S3LP-EU
NAS1436-1442	SAL100-T
NAS7024-7032	S3L100-DT
NAS7004-7012	S3L100-EU
NAS1465-1472	R3001-T
NAS1525-1532	2LP-E
NAS6965-6972	2LP-EU
NAS1475-1482	R3014-T
NAS1456-1462	R3002-T
NAS1535-1542	2L426-E
NAS1516-1522	2L509-E
NAS6955-6962	2L426-EU
NAS6946-6952	2L509-EU

Cherry Power Tools

Tool	Pulling Head	Lockbolt Dia. Pulled
G83A	H513-04-20*	1/8"
	H513-05-35*	5/32"
	H513-06-20*	3/16"
G84	H513-04-20*	1/8"
	H513S-05-20*	5/32"
	H513-06-20*	3/16"
	H513-08-35*	1/4"
G87D	H513S-05-35	5/32"
	H513S-06-24	3/16"
	H513S-08-24	1/4"
	H513S-10-42	5/16"
	H513S-12-42	3/8"
G85D-S	H513S-05-35	5/32"
	H513S-06-24	3/16"
	H513S-08-24	1/4"
	H513S-10-42	5/16"

* Refer to H513 pulling head chart for alternate part numbers



MBC® Standard and MBC®Lock Creator Rivets & Tools

Part Number Cross-Reference

This information is for reference only. An up to date part number cross reference list can be found at <http://www.cherryaerospace.com/docs/MASTERLIST.xls>. For more details and up to date tooling information for this product go to our on-line “Product Expert” at <http://cherryaerospace.com/expert> or contact Cherry Technical Services at 714-545-5511.

Fastener Reference Numbers		
NAS Part Number	Cherry Part Number	Tool/Pulling Head
NAS1719H(D)-(G)	4867-(DDGG)	G746A/H746-(D)MBC
NAS1719H(D)L(G) ¹	4967-(DDGG) ¹ 4906-(DDGG)	G746A/H701B-456 or G800
NAS1719C(D)-(G)	4865-(DDGG) 4861-(DDGG)	G746A/H746A-(D)MBC
NAS1719C(D)L(G)	4965-(DDGG) 4961-(DDGG)	G746A/H701B-456 or G800
NAS1720H(D)-(G)	4801-(DDGG) 4804-(DDGG) 4811-(DDGG)	G746A/H746A-(D)MBC
NAS1720H(D)L(G)	4901-(DDGG) 4904-(DDGG) 4911-(DDGG) 4951-(DDGG)	G746A/H701B-456 or G800
NAS1720C(D)-(G)	4831-(DDGG) 4851-(DDGG)	G746A/H746-(D)MBC
NAS1720C(D)L(G)	4931-(DDGG) 4951-(DDGG)	G746A/H701B-456 or G800
NAS1721H(D)-(G)	4807-(DDGG) 4817-(DDGG)	G746A/H746-(D)MBC
NAS1721H(D)L(G)	4905-(DDGG) 4907-(DDGG) 4917-(DDGG)	G746A/H701B-456 or G800
NAS1721C(D)-(G)	4837-(DDGG) 4857-(DDGG)	G746A/H746-(D)MBC
NAS1721C(D)L(G)	4937-(DDGG) 4957-(DDGG)	G746A/H701B-456 or G800

NOTE: NAS Part No. (D) = diameter code
(G) = grip code

Cherry Part No. (DDGG) = Cherry diameter/grip code

1. Examples of valid part numbers: NAS1719H5L3 and 4967-0510

For actual codes go to Products Standards Pages found at:

<http://cherryaerospace.com/documents/prodstdpages?STdpage=MBC>

LIMITED WARRANTY

Seller warrants the goods conform to applicable specifications and drawings and will be manufactured and inspected according to generally accepted practices of companies manufacturing industrial or aerospace fasteners. In the event of any breach of the foregoing warranty, Buyer's sole remedy shall be to return defective goods (after receiving authorization from Seller) for replacement or refund of the purchase price, at the Seller's option. Seller agrees to any freight costs in connection with the return of any defective goods, but any costs relating to removal of the defective or nonconforming goods or installation of replacement goods shall be Buyer's responsibility. SELLER'S WARRANTY DOES NOT APPLY WHEN ANY PHYSICAL OR CHEMICAL CHANGE IN THE FORM OF THE PRODUCT IS MADE BY BUYER. THE FOREGOING EXPRESS WARRANTY AND REMEDY ARE EXCLUSIVE AND ARE IN LIEU OF ALL OTHER WARRANTIES AND REMEDIES; ANY IMPLIED WARRANTY AS TO QUALITY, FITNESS FOR PURPOSE, OR MERCHANTABILITY IS HEREBY SPECIFICALLY DISCLAIMED AND EXCLUDED BY SELLER. THIS WARRANTY IS VOID IF SELLER IS NOT NOTIFIED IN WRITING OF ANY REJECTION OF THE GOODS WITHIN ONE (1) YEAR AFTER INITIAL USE BY BUYER OF ANY POWER RIVETER OR NINETY (90) DAYS AFTER INITIAL USE OF ANY OTHER PRODUCT.

Seller shall not be liable under any circumstances for incidental, special or consequential damages arising in whole or in part from any breach by Seller, AND SUCH INCIDENTAL, SPECIAL, OR CONSEQUENTIAL DAMAGES ARE HEREBY EXPRESSLY EXCLUDED.

Our policy is one of continuous development. Specifications shown in this document may be subject to changes introduced after publication.

CherryMAX®, CherryLOCK®, MBC®, MAXIBOLT®, SST® and SPR® are trademarks of Cherry Aerospace.

NOTE

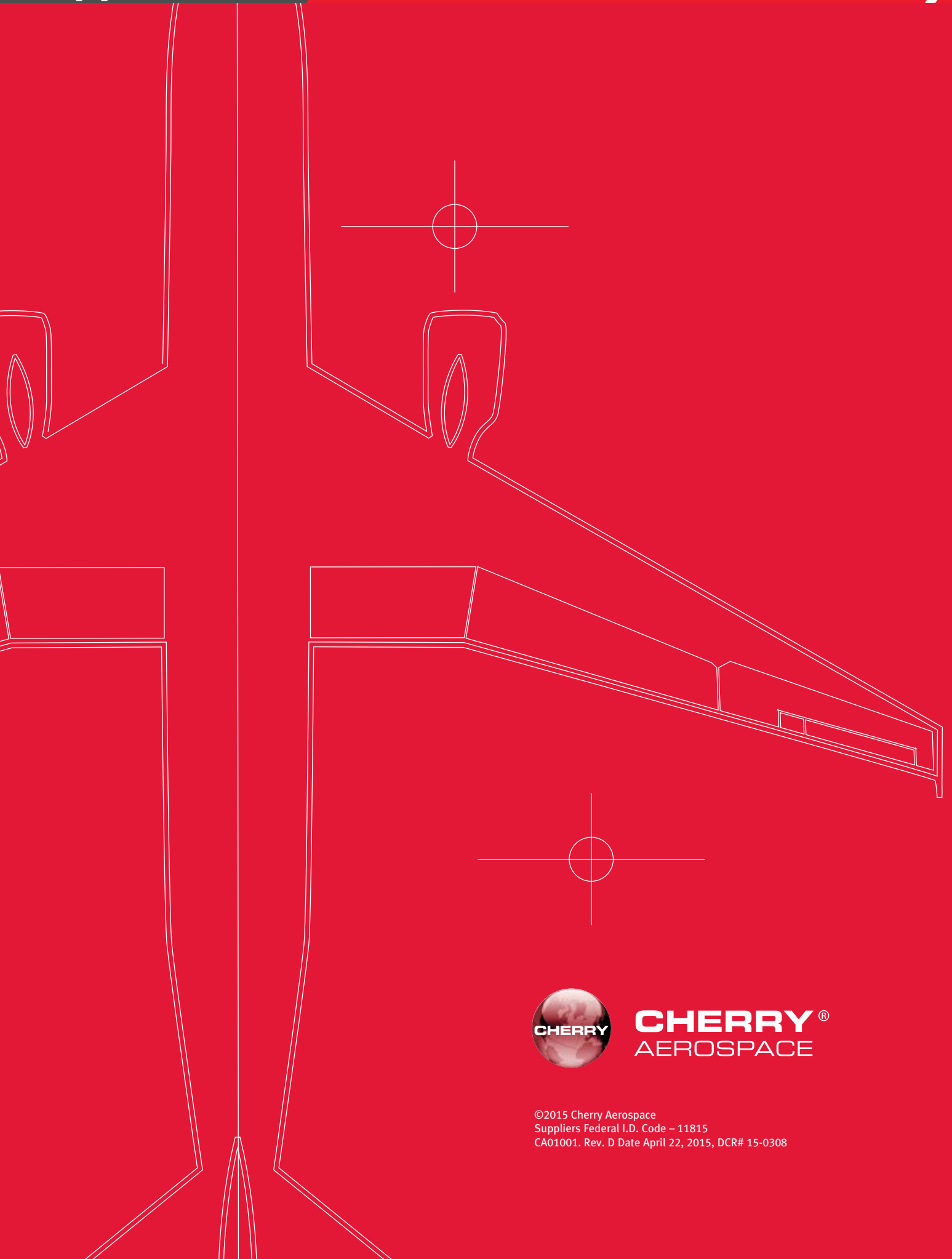
The properties, strengths, dimensions, installed characteristics and all other information in this catalog is for guidance only to aid in the correct selection of the products described herein and is not intended or implied as part of the warranty. All applications should be evaluated for functional suitability and available samples of the described parts can be requested for installed tests, suitability and evaluations.

ATTENTION

Blind fasteners are not always a suitable substitute for solid shank fasteners. Maintenance personnel are reminded that AC 43.13-1A chapter 2, section 3, stipulates: "Do not substitute hollow rivets for solid rivets in load carrying members without specific approval of the application by a representative of the Federal Aviation Administration. Blind rivets may be used in blind locations in accordance with the conditions listed in Chapter 5, provided the edge distances and spacings are not less than the minimum listed in paragraph 99d."



CHERRY®
AEROSPACE



CHERRY[®]
AEROSPACE

©2015 Cherry Aerospace
Suppliers Federal I.D. Code – 11815
CA01001. Rev. D Date April 22, 2015, DCR# 15-0308

Applifast.



251 Cree Crescent, Winnipeg, MB Canada R3J 3X4
Tel: 204 837 8361 • 1 800 563 1293
info@applifast.com



applifast.com