


**BRUSKE PRODUCTS**

*Catalog 101*





## INTRODUCTION

Through the years, BRUSKE PRODUCTS has developed and manufactured floor care and speciality cleaning care products and have revolutionized the industry. Bruske has a proven track record for total dependability by providing industrial, commercial and institutional customers with products that literally share no equals. Bruske quality-crafted products are the kind of products that represent the ultimate in manufacturing quality and long life.

The Bruske Brush™ was originally engineered as an answer to the frustration, waste and premature replacement of conventional floor brushes due to sagging bristles and broken handles. The Bruske Brush is the ultimate floor brush...absolutely perfect for the heavyweight needs of metalworking plants and food processors...to the lightweight needs of hospitals and universities. It's INDESTRUCTIBLE!

Bruske Brushes and Bruske Brooms™ are made for indoor and outdoor use. They are sweeping tools you can depend on. Each brush and broom is designed, engineered, and manufactured to give you a floor care product that will last up to ten times longer than any ordinary floor product you may be using.

All Bruske products are constructed with the finest bristle materials... miracle synthetics or natural fibers. There's a bristle material product for your use in the Bruske line that is durable, is not affected by acids, alkalines or most solvents and your Bruske products will keep on sweeping...wet or dry, under the most adverse conditions.

Bruske Brushes and Bruske Brooms are available in an excellent selection of bristles, as well as in a wide variety of sizes to meet just the right requirements of each job. They are available in super fine up to heavy duty coarse bristles that will take care of all floors or surfaces, indoors or outdoors.

In addition, Bruske's famous all steel or hardwood bolt-on "Miracle Tip™" handle eliminates all handle breakage and thread stripping problems normally associated with ordinary floor brushes. It's "guaranteed not to break"!

Bruske Brushes and Bruske Brooms are INDESTRUCTIBLE! They will sweep better, last longer, and cost less than conventional floor brushes and brooms.. I PERSONALLY GUARANTEE IT!

GENERAL ORDERING INFORMATION...We have made every effort to make it easy and convenient for you to order Bruske Products. If for any reason you have not received a current price list on the products in this catalog, please bring it to our immediate attention and we will see that you get one immediately. If your local Bruske Products representative has somehow missed calling on you in person, and you wish to place an order, please call Bruske Products direct at 708-532-3800.

#### WHEN ORDERING:

Please specify OUR model number, name of item and description when applicable, and quantities. This will insure prompt and accurate handling of your order.

#### TERMS:

Net thirty (30) days, FOB Tinley Park, IL. Prices are subject to change without notice and shipment will be invoiced at the prevailing price at time of shipment.

#### QUANTITY DISCOUNTS:

Special allowances that apply to quantity discounts for ordering in specific quantities are subject to conditions outlined on current price lists.

#### BRUSKE BRUSH AND BRUSKE STREET SWEEP GUARANTEE


BRUSKE BRUSHES and BRUSKE STREET SWEEPS are guaranteed for five (5) years against defects in materials, workmanship, or breakage while in use. The Bruske "Miracle Tip" handle is guaranteed for one (1) year from defects in materials, workmanship, or breakage within eight inches of metal connector while in use. Broken brushes and handles should be returned to our factory and will be replaced free of charge

Exclusions: Abuse and/or neglect.



**FAX YOUR ORDER TO  
OUR NEW 800 NUMBER  
1-800-821-0411**

## PRODUCT INDEX



### **THE BRUSKE BRUSHES**

Pages 4-9




### **BRUSKE BROOMS**

Pages 10-12



### **BRUSKE HANDLES**

Page 13



### **BRUSKE FLOOR AND WINDOW SQUEEGEES**

Pages 14-15



### **BRUSKE SCRUBS AND WASH BRUSHES**

Pages 16-17



### **BRUSKE MOPS AND SWEEPING MOPS**

Pages 18-21



### **BRUSKE COUNTER BRUSHES**

Page 22



### **BRUSKE SPECIALTY PRODUCTS**

Pages 23-25



### **BRUSKE RELEASE D'GREASE™ AND CHEMICALS**

Page 26



### **BRUSKE MACHINE BRUSHES, FILTERS, BLOT-IT™, AND FLOOR PADS**

Page 27



## THE BRUSKE BRUSH™



THE ULTIMATE SWEEPING TOOL...the Bruske Brush is absolutely perfect for heavyweight and lightweight needs, indoors or outdoors, on any surface. It's a sweeping tool you can depend on. The Bruske Brush is constructed with the finest bristle materials, miracle synthetic or natural fibers, that are extremely durable and are not affected by acids, alkalines, or most solvents. The Bruske Brush keeps on sweeping...wet or dry...under the most adverse conditions. Bruske Brushes last up to ten times longer than ordinary floor brushes.

For 13", 17", and 23" Bruske Brushes, order #6032 hardwood or #6132 all steel "Miracle-Tip" handles separately. For 29" and 35" sizes, we suggest you order the 1 1/8" #6031 hardwood handle.

SUPER FINE YELLOW BRUSKE BRUSH... is made of flagged, super-soft, resilient synthetic bristles for sweeping fine dust on smooth tile, concrete or wood floors. Perfect for use in chemical and food processing plants or any other environment where fine dust particles are a problem.

Brush Size	13"	17"	23"	29"	35"
Brush Model No.	2121-B	2122-B	2124-B	2126*	2128*

ALL PURPOSE RED BRUSKE BRUSH...is a blend of soft resilient synthetic bristles for sweeping smooth tile, concrete or wood floors. It's the perfect brush for use in sweeping fine dust and light refuse in schools, institutions, commercial buildings, factories, chemical plants and food processing plants.

Brush Size	13"	17"	23"	29"	35"
Brush Model No.	2111-B	2112-B	2114-B	2116*	2118*

FINE BLUE BRUSKE BRUSH...is made of flagged or exploded solvent resistant synthetic bristles for sweeping fine particles even on rough surfaces in any work environment... factories, warehouses, food processing and chemical plants, hospitals, schools and commercial buildings. Not intended for oily or greasy conditions.

Brush Size	13"	17"	23"	29"	35"
Brush Model No.	2131-B	2132-B	2134-B	2136*	2138*

\* Indicates #9302 metal brace for 29" and 35" Bruske Brushes are included with brush.





UNIVERSAL GREEN BRUSKE BRUSH...is a unique brush containing flagged synthetic bristles on the outside and unflagged bristles on the inside. It provides dual-purpose sweep...from fine dust to larger refuse.

Brush Size	13"	17"	23"	29"	35"
Brush Model No.	2161-B	2162-B	2164-B	2166*	2168*

COARSE BROWN BRUSKE BRUSH...is stiff, coarse synthetic bristle for use on rough surfaces with adverse dry, wet, oily, or greasy conditions. It's an excellent brush for parking lots, driveways and sidewalks. It can be used to scrub large areas. It is great for sweeping extra heavy refuse. It's a real workhorse!

Brush Size	13"	17"	23"	29"	35"
Brush Model No.	2171-B	2172-B	2174-B	2176*	2178*

MEDIUM NATURAL FIBER BRUSKE BRUSH...is a blend of soft and coarse natural fiber bristles for use in sweeping areas where adverse conditions exist that would normally affect other synthetic bristles. The brush is especially effective in mealworking plants, glass plants, factories or foundries where heat and super solvents exist on the floor surfaces. It's made for heavy dry sweeping on dry or wet surfaces.

Brush Size	13"	17"	23"	29"	35"
Brush Model No.	2141-B	2142-B	2144-B	2146*	2148*

MEDIUM BLACK BRUSKE BRUSH...is an ideal combination of soft and stiff medium black synthetic bristle that is made for heavy duty sweeping on dry or wet surfaces, as well as surfaces with oily conditions. This rugged floor brush is perfect for machine shops, metalworking plants, all industrial plants, in-plant offices, shipping and receiving docks.

Brush Size	13"	17"	23"	29"	35"
Brush Model No.	2151-B	2152-B	2154-B	2156*	2158*

\* Indicates #9302 metal brace for 29" and 35" Bruske Brushes is included with brush.

\* Handles ordered separately.

\*\* For brace instructions



## THE HEAVY DUTY BRUSKE STREET SWEEP™



Here's the toughest brush to hit the street! The Heavy Duty Bruske Street Sweep makes all other conventional sweeping tools things of the past. This brush is revolutionizing the entire industry. For the very first time you can get a brush that is made to last and is available for comparable cost or even less than traditional brushes.

The Heavy Duty Bruske Street Sweep keeps on sweeping...up to five times longer than any other outdoor brush. Why? Because its stiff, coarse, durable synthetic bristles will not break or thin out as they do in commonly used bass fiber brushes. Bruske Street Sweep's bristle material keeps its fullness, its shape, and never sags or mats.

**HARDWOOD HEAVY DUTY ORANGE BRUSKE STREET SWEEP...** is made with stiff, coarse, non-sagging durable synthetic bristles for use on rough road and concrete surfaces under any adverse conditions: dry, wet, oily or greasy. This brush is the best of the road and street brushes, or construction brushes.

Order #6031 60" wood or #6131 steel handles separately.

Brush Size	16" Orange Bristle
Brush Model No.	3786

**HARDWOOD HEAVY DUTY BROWN BRUSKE STREET SWEEP...** is identical to the Hardwood Heavy Duty Orange Bruske Street Sweep except that it is made with blended poly mix bristles.

Order #6031 60" wood or #6131 steel handles separately.

Brush Size	16" Blended Poly Mix Bristle
Brush Model No.	3789

**STEEL HEAVY DUTY ORANGE BRUSKE STREET SWEEP...** is a stiff, coarse, non-sagging, durable synthetic bristle brush for use on rough road and concrete surfaces under any adverse conditions: wet, dry, oily, or greasy. The best of the road, street and construction brushes. All steel construction prevents breakage. Brushes bent out of shape can be straightened out again.

Order #6031 60" wood or #6131 steel handles separately.

Brush Size	17" Orange Bristle	17" Adaptable to Metal Brace
Brush Model No.	2840	2840-XPFB
Brush Size	23" Orange Bristle	
Brush Model No.	†2860-XPFB	

\* Order #9302 metal brace for #2680-XPFB.

† **TOUGH NATURAL FIBER BRUSKE STREET BRUSH...** is made of durable African Bass stalk which makes it an excellent tool for sweeping heavy refuse on all types of surfaces. It is the traditional street brush.

Order #6021 tapered heavy duty hardwood handle separately.

Brush Size	14" Fiber Bristle	16" Fiber Bristle
Brush Model No.	3814	3816

**MODEL #3916 ROUND STEEL WIRE BRISTLE** with 4" TRIM... is staple set in 16" hardwood block, originally used for sweeping around coke ovens in steel mills. Order #6021 heavy duty handle.

† Not pictured

\* Handles ordered separately.



## THE ARMOUR-PLATED BRUSKE BRUSH™



The Armour-Plated Bruske Brush is a unique floor sweep developed specifically out of a growing need for floor brushes used in unusual situations. It is adapted for use in applications where a lightweight shovel or scoop might ordinarily be needed. The Armour-Plated Bruske Brushes share the same special blend of synthetic bristles featured in the indestructible Bruske Brush. This provides for smooth sweeping actions and for long bristle life. Added to this unique super-strong brush is the special strength, heavy gauge, all metal frame that makes this brush as durable as a shovel. It's available in two convenient sizes and in a choice of bristles to meet almost every need.

With this special item, we suggest that you order #6031 hardwood handles. Please order handle separately.

**ALL PURPOSE RED ARMOUR-PLATED BRUSKE BRUSH...**for sweeping lightweight dirt from smooth to moderately rough surfaces.

Brush Size	17"	17"	23"	23"
		Adaptable to Metal Base		Adaptable to Metal Base
Brush Model No.	2112-XP	2112-XPFB*	2114-XP	2114-XPFB**

**FINE BLUE ARMOUR-PLATED BRUSKE BRUSH...**for sweeping fine dust even on rough surfaces.

Brush Size	17"	17"	23"	23"
		Adaptable to Metal Base		Adaptable to Metal Base
Brush Model No.	2132-XP	2132-XPFB*	2134-XP	2134-XPFB**

**MEDIUM BLACK ARMOUR-PLATED BRUSKE BRUSH...**for heavy duty sweeping on dry, wet, or oily surfaces.

Brush Size	17"	17"	23"	23"
		Adaptable to Metal Base		Adaptable to Metal Base
Brush Model No.	2152-XP	2152-XPFB*	2154-XP	2154-XPFB**

**COARSE BROWN ARMOR-PLATED BRUSKE BRUSH...**for use on rough surfaces with adverse conditions.

Brush Size	17"	17"	23"	23"
		Adaptable to Metal Base		Adaptable to Metal Base
Brush Model No.	2172-XP	2172-XPFB*	2174-XP	2174-XPFB**

Special Note: XPFB models are adaptable for use with metal braces.

\* Order #9303 metal brace for all 17" XPFB models separately.

\*\* Order #9302 metal brace for all 23" XPFB models separately.



## THE BRUSKE FLOOR BRUSH™



**BRUSKE BLOCK FLOOR BRUSHES...** Feature bristles of rugged synthetics, as well as durable natural fibers. These moderately-priced brushes are manufactured to provide long life and trouble-free performance under all sweeping conditions. Bruske Floor Brushes also feature use of the famous bolt-on "Miracle Tip" handle. These excellent floor brushes are quality-made to outlast and outperform competitive brushes costing considerably more than the Bruske Floor Brush.

Use #6032 hardwood or #6031-P hardwood or #6131-P or #6132 all steel "Miracle-Tip" handles.

**EXTRA FINE 50% HORSEHAIR AND 50% BRULON SYNTHETIC BRISTLES...** the finest of its kind for sweeping fine powders from smooth surface floor in food processing, chemical, and pharmaceutical plants. Especially popular with schools and colleges.

Brush Size	18"	24"	30"	36"
Brush Model No.	37318	37324	37330	37336

**FINE BLACK BRULON CASING WITH RED BRULON BRISTLE CENTER...** is for lightweight sweeping on smooth surfaces in schools, hospitals, offices, and warehouses.

Brush Size	18"	24"	30"	36"
Brush Model No.	3318	3324	3330	3336

**MEDIUM RED BRULON CASING WITH BLACK BRULON BRISTLE CENTER...** is an outstanding brush for use in general factory and warehouse sweeping.

Brush Size	18"	24"	30"	36"
Brush Model No.	38118	38124	38130	38136

**MEDIUM BLACK BRULON CASING WITH NATURAL FIBER BRISTLE CENTER...** is the old standard factory sweep for smooth and moderately rough surfaces in all industrial plants.

Brush Size	18"	24"	30"	36"
Brush Model No.	3418	3424	3430	3436

**BLEND OF SOFT RED BRISTLES...** made for sweeping fine dust and light refuse

Brush Size	18"	24"	30"	36"
Brush Model No.	35518	35524	35530	35536

**BLEND OF SOFT AND MEDIUM BLACK SYNTHETIC BRISTLES...** is for heavy duty sweeping on dry or wet surfaces.

Brush Sizes	18"	24"	30"	36"
Brush Model No.	39918	39924	39930	39936

Note: all 18" & 24" brushes are plastic blocks  
Handles ordered separately





MEDIUM GREEN BRULON CASING WITH BROWN BRULON CENTER BRISTLES... is an outstanding sweeping tool, due to its longer and rugged synthetic bristles.

Brush Size	18"	24"	30"	36"
Brush Model No.	34318	34324	34330	34336

MEDIUM CHALK WHITE CASING WITH CHALK WHITE CENTER BRISTLES... is for sweeping use in food processing, chemical and pharmaceutical plants where colored bristle is not permitted.

Brush Size	18"	24"	30"	36"
Brush Model No.	34518	34524	34530	34536

† MEDIUM/COARSE BLEND OF NATURAL FIBER BRISTLES... a rugged factory sweep for use on smooth and rough surfaces which are wet, dry, oily, or greasy. Especially popular for heat and solvent related sweeping.

Brush Size	18"	24"	30"	36"
Brush Model No.	3518	3524	3530	3536

MEDIUM BLUE FLAGGED BRISTLES. SAME BRISTLES AS 2134... Designed to sweep the finest dust and dirt on smooth or rough floors. Not intended for oily or greasy surfaces.

Brush Sizes	18"	24"	30"	36"
Brush Model No.	36318	36324	36330	36336

FINE SWEEPING TAMPICO FIBER, GOOD FOR SMOOTH FLOORS... Especially popular for heat related sweeping.

Brush Sizes	18"	24"	30"	36"
Brush Model No.	35118	35124	35130	35136

COARSE 100% NATURAL PALMYRA FIBER BRISTLES... for rugged chores under adverse conditions in machine shops and garages, staple set in hardwood block with 4" trim.

Brush Size	18"	24"
Brush Model No.	3618**	3624**

COARSE 100% SOLVENT RESISTANT BROWN POLYSTYRENE BRISTLES... for the most rugged sweeping chores under all conditions. Staple set with 4" trim.

Brush Size	18"	24"	30"	36"
Brush Model No.	3718	3724	3730	3736

\* Handles ordered separately.

All 18" and 24" brushes are plastic block except where noted

† Not Pictured

\*\* Wood Block



## BRUSKE POLY CAP BROOMS™



**LIGHT DUTY POLY CAP BRUSKE BROOMS...**are made with 100% soft synthetic bristles set into a durable molded plastic base. The molded plastic base and the removable vinyl covered or wood handles provide long life. Indoor light duty Poly Cap Bruske Brooms are most effective in food plants, hospitals, colleges, or industrial environments where fine dust has to be swept up.

**FINE GREEN FLAGGD BRISTLE BRUSKE POLY CAP BROOM...**commonly called "The Dusting Brush", is ideal for use in bakeries, dairies, food plants, smooth indoor surfaces and stairwells.

Model No. 5604	Includes 54" Coated Metal Handle.
----------------	-----------------------------------

Model No. 5614	Includes 54" Wood Handle.
----------------	---------------------------

**FINE BLUE UNFLAGGED BRISTLE BRUSKE POLY CAP BROOM...**is for sweeping smooth indoor/outdoor surfaces in bakeries, dairies and food plants.

Model No. 5605	Includes 54" Coated Metal Handle.
----------------	-----------------------------------

Model No. 5615	Includes 54" Wood Handle.
----------------	---------------------------

**HEAVY DUTY POLY CAP BRUSKE BROOMS...**are made with extra body and strength to withstand chores on indoor or outdoor surfaces. These Bruske Brooms with their large sweeping flare are ideal for general sweeping in factories, warehouses, food processing plants and chemical plants. Heavy Duty Poly Cap Bruske Brooms will last up to ten times longer than common corn brooms.

Brooms also available with heavy duty steel #6153 or fiberglass #6333 handles

**WHITE FLAGGED BRISTLE POLY CAP BROOM...**preferred in food plants. Made for rugged sweeping chores. Ideal in any dusty conditions.

Brush Model	5608 includes 54" Coated Metal Handle.
-------------	--

Brush Model	5618 includes 54" Wood handle.
-------------	--------------------------------

**MEDIUM BLUE FLAGGED BRISTLE BRUSKE POLY CAP BROOM...**is specially designed for sweeping rugged indoor surfaces in any application.

Model No. 5606	Includes 54" Coated Metal Handle
----------------	----------------------------------

Model No. 5616	Includes 54" Wood Handle
----------------	--------------------------

Model No. 5606-Y	Yellow - Includes 54" Coated Metal Handle
------------------	---

Model No. 5603	Red - Includes 54" Coated Metal Handle
----------------	--

**MEDIUM ORANGE UNFLAGGED BRISTLE BRUSKE POLY CAP BROOM...**is made for rugged chores on indoor or outdoor surfaces, as well as for use with trash removal. It's the perfect replacement for the old fashioned corn broom.

Model No. 5607	Includes 54" Coated Metal Handle.
----------------	-----------------------------------

Model No. 5617	Includes 54" Wood Handle.
----------------	---------------------------

**BROWN HEAVY DUTY STIFF UNFLAGGED BRISTLE BROOM...**It is designed for use in areas with brick floors, rough surfaces, oil and grease or metal shavings.

Model No. 5609	Includes 54" Coated Metal Handle.
----------------	-----------------------------------

Model No. 5619	Includes 54" Wood Handle.
----------------	---------------------------



## BRUSKE POLY CAP BROOMS™



BRUSKE SCRAPER CHOPPER...is for heavy duty scraping. Head is made of cast iron with steel handle. Tempered blade is replaceable.

Model No. 9-FS-0003	14" Wide Overall Length 54" Weighs 9 lbs.
Model No. 9-MS-0003	14" Replacement Tempered Steel Blade.
Model No. 9-FS-0002	8" Wide Overall Length 54" Weighs 7 ¾ lbs.
Model No. 9-MS-0002	8" Replacement Tempered Steel Blade.
Model No. 9-FS-0001	† 4" Wide Overall Length 54" Weighs 7 ¼ lbs.
Model No. 9-MS-0001	† 4" Replacement Tempered Steel Blade.

BRUSKE SCRAPER...is for lighter duty industrial scraping. Stainless steel blade is replaceable.

Model No. 9-2562-C	4" Wide Overall Length 48" Aluminum Handle
Model No. 9-2557-C-1	4" Replacement Stainless Steel Blades.

† Not Pictured

FOR SWEEPING HEAVY REFUSE IN TOUGH OUTDOOR APPLICATIONS...Bruske's Metal Cap Brooms are ideal. They're made with 100% crimped, stiff, polypropylene bristles which are welded together with hot adhesive and riveted between two steel plates in a vice-like grip for strength and long life.

BRUSKE ALL-PURPOSE METAL CAP BROOM...is a dyed Palmyra broom that includes a wire band for stiffness and strength needed for brushing hot metal chips or hot refuse.

Model No. 50541	Wood Handle. Overall Length 54"
-----------------	---------------------------------

BRUSKE METAL CAP STADIUM BROOM...is a medium weight bristle broom that is specifically designed to be used in stadium clean up work. It's ideal for removing trash from in and around seats at football, baseball and multi-use stadiums.

Model No. 5119	Wood Handle. Overall Length 5"
----------------	--------------------------------

BRUSKE METAL CAP HEAVY REFUSE BROOM...is for moving heavy refuse. It's a rugged broom for use in packing plants, foundries, and other tough industrial applications.

Model No. 5111	Wood Handle. Overall Length 54"
----------------	---------------------------------

BRUSKE METAL CAP SNOW BROOM...is for use on walkways, stairs, doorways, and track switch points. It features a chisel point on the handle for chopping ice.

Model No. 5117	Wood Handle and Chisel Point for Ice Removal. Overall Length 55"
----------------	--



## BRUSKE DUST PANS AND CORN BROOMS™



BRUSKE ALL-PURPOSE WHISK BROOMS...provide you with a choice of outstanding cleaning tools that fit into any industrial or institutional application.

Model No. 5319 Rugged Bassine Fibers for Sweeping hot chips or Oily Refuse in Machine Shops.

Model No. 5330 Popular All-purpose 100% Corn Whisk Broom for Use in a variety of Applications.

BRUSKE'S LOBBY BROOM AND DUST PANS...provide you with the best of specialty cleaning tools that last and last. These are the little items that get the job done at amusement parks, theatres, or other public places. They'll sweep up light refuse or dirt from smooth surfaces to carpeted surfaces.

Model No. 39350 Plastic molded Lobby Dust Pan. Aluminum handle swings freely or locks into upright position.

Model No. 39352 Black enameled Metal Short Handled Dust Pan.

Model No. 39357 Metal Lobby Dust Pan with 30" wooden handle.

Model No. 39358 18" Poly Dust Pan. Lightweight and very durable with friction pads.

Model No. 5407 Soft lightweight Lobby Broom filled with rugged green flagged plastic bristle.

Model No. 5417 Stiff lightweight Lobby Broom filled with extra stiff unflagged plastic bristle.

Model No. 5419 Brown lobby broom.

Model No. 9-716-C Black enameled metal short handle dust pan 16"

Model No. 39356 14" Shop scoop. Powder coated with Poly grip handle.

Model No. 39360 16" Aluminum dust pan.

FOR PEOPLE STUCK ON CORN BROOMS...Bruske Corn Brooms are the answer. They're top quality, all-purpose corn brooms with wide sweeping faces skillfully fabricated into a one-piece wooden handle unit with an overall length of 56". These Bruske Corn Brooms are the best corn brooms available - anywhere!

Model No. 5424 Lightweight Corn Broom

Model No. 5436 Heavyweight Broom with Rattan Center and Corn Casing.



## BRUSKE HANDLES™



9-28-5

INDESTRUCTIBLE IS A GREAT WAY TO DESCRIBE BRUSKE HANDLES! Bruske handles are all made of the finest and most durable materials available. They are specially designed and fabricated to outperform, as well as outlast, all other types of handles. They're tailored to fit the precise needs of the product.

The famous bolt-on "Miracle-Tip" handle is the most innovative and durable product of its kind. This handle eliminates handle breakage, thread-stripping, or brushes falling off conventional handles. The Bruske "Miracle-Tip" handle is made to withstand wear that no other handle can possibly take.

There's a Bruske handle specially recommended for each sweeping or cleaning product. In many instances you have several options of styles or materials from which to choose. Remember to order the proper handle for your choice of product.

No other handle is made better or will outlast a Bruske handle. Bruske handles are indestructible!

### HANDLES FOR BRUSHES, SQUEEGEES, AND SCRUBS

#6011	54" Threaded $\frac{1}{16}$ " Wood Handle.
#6012	Full 60" Threaded $\frac{1}{16}$ " Wood Handle.
#6014	Full 60" Extra Heavy Duty $\frac{1}{8}$ " Threaded Wood Handle
#6021	Full 60" $\frac{1}{8}$ " Heavy Duty Hardwood Friction Handle
#6031	Full 60" $\frac{1}{8}$ " Hardwood "Miracle-Tip" Handle.
#6131	Full 60" $\frac{1}{8}$ " Heavy Steel "Miracle-Tip" Handle.
#6032	Full 60" $\frac{1}{16}$ " Hardwood: Miracle-Tip" Handle.
#6034	72" Long $\frac{1}{16}$ " Hardwood "Miracle-Tip" Handle.


#6053	54" Long Lightweight $\frac{1}{16}$ " Coated Metal Handle.
#6083	Full 60" $\frac{1}{16}$ " Hardwood Handle with Threaded Nylon Tip.
#6084	72" Long $\frac{1}{16}$ " Hardwood Handle with Threaded Nylon Tip.
#6112	Full 60" All Steel Handle with Threaded Nylon Tip.
#6120	Full 60" Metal Fountain Handle with $\frac{3}{4}$ " Brass Fitting.
#6132	Full 60" All Steel "Miracle-Tip" Handle.
#6132-H	Full 60" All Steel "Miracle-Tip" Handle with Hanging Hole.
#6232	Full 60# Aluminum Safety-Tip "Miracle-Tip" Handle.
#6332	Full 60" Fiberglass Handle with All Stainless Steel Tip (for use where corrosives destroy other metals).

### SPECIAL FITTINGS AND ACCESSORIES

#9301	Floor Scraper. (Pictured on page 4)
#9302	All Metal Brace for use with 29" and 35" Bruske Brushes, 23" Bruske Armour-Plated Brush and 24", 30", and 36" Bruske Floor Brush.
#9303	Metal Brace for Bruske Street Sweeps (including 2840-XPFB and 17" Bruske Armour-Plated Brush.
#49504	Floor Squeegee-to-handle Adapter.
#49010	Window Squeegee-to-handle Adapter.
#9-28-3	3-Hanging Pin Stainless Steel Wall Bracket.
#9-28-5	5-Hanging Pin Stainless Steel Wall Bracket.



## BRUSKE SQUEE-GEES™



THE MOST REVOLUTIONARY WIPING BLADE ON THE MARKET... Bruske Squee-Gees, as well as Bruske Floor and Window Squeegees are all designed and specifically manufactured to suit a wide variety of uses within all types of businesses. Bruske's Squee-Gees are quality-made, high performance, completely disposable wiping blades that are available at a low, low price.

The revolutionary design of the Bruske Squee-Gee makes conventional, metal-backed blades obsolete because of the innovative plastic extrusion that eliminates the need for a metal channel or support. Together with the special feature of the Bruske "Miracle-Tip" handle, the Bruske Squee-Gee becomes instantly changeable and completely disposable.

Bruske provides its customers with a complete and thorough line of quality floor care, window care and specialty cleaning care products that meet any or all of their requirements.

Bruske Squee-Gees and Bruske Floor and Window Squeegees outperform, last longer and cost less than other conventional specialty care products.

THE COMPLETELY DISPOSABLE BRUSKE SQUEE-GEE... is a light-weight, high performance, completely disposable, extruded plastic wiping blade that is now available in both straight and curved blades. Both blade styles feature a rigid plastic backing that is bonded to a flexible high-quality plastic wiping blade to eliminate the need for a metal channel or support.

Straight Squee-Gees require squeegee-to-handle adapters. Straight Squee-Gees, squeegee-to-handle adapters and "Miracle Tip" handles should be ordered as separate items.

Curved Squee-Gees come complete with squeegee-to-handle adapter built-in. It is not necessary to order adapters. Order "Miracle-Tip" handles separately.


Order #6032 hardwood handle, #6132 all steel handle, or #6332 fiberglass handle.

Squee-Gee Size	18"	24"	30"	36"
Straight Squee-Gee No.	49518	49524	49530	49536
Curved Squee-Gee No.	49618	49624	49630	49636

For Straight Squee-gees, a #49504 squeegee-to-handle adapter should be ordered for each handle.



## BRUSKE FLOOR AND WINDOW SQUEEGEES



BRUSKE WINDOW SQUEEGEES...are premium quality lightweight, rubber window squeegees. In addition to the fine rubber blade this window squeegee features both rust resistant brass channel and rust resistant brass clips to hold the rubber blade securely in place. This squeegee requires a #6021 heavy duty hardwood friction handle and a #49010 brass squeegee-to-handle adapter, priced separately.

Window Squeegee Size	8"	12"	14"	18"
Squeegee Model No.	49208	49212	49214	49218
Refill Blades	49208-R	49212-R	49214-R	49218-R

BRUSKE HANDLES FOR SQUEEGEES, CURVED FLOOR SQUEEGEES, AND WINDOW SQUEEGEES.

#6021	1½" Heavy Duty Hardwood Friction Handle.
#6032	"Miracle-Tip" Hardwood Handle.
#6132	"Miracle-Tip" All Steel Handle.
#6132-H	"Miracle-Tip" All Steel Handle with Hanging Hole.
#6332	Fiberglass Handle with All Stainless Steel Tip (for use where corrosives destroy other metals.)
#49504	Squeegee-to-handle Adapter for Bruske Squeegees.
#49010	Brass Squeegee-to-handle Adapter for window squeegee.

BRUSKE CURVED FLOOR SQUEEGEES...are heavy duty squeegees with their ends curved to catch and hold more water. The 14 gauge parts are zinc plated for long life. The Bruske Curved Floor Squeegees uses a #6021 heavy duty, hardwood friction handle.

Curved Floor Squeegee Size	18"	24"	30"	36"
Squeegee Model No.	49318	49324	49330	49336
Refill Blades	49318R	49324R	49330R	49336R

BRUSKE SPONGE SQUEEGEES...work well on smooth floors, grouted floors, and quarry tile. Features galvanized steel construction, a highly efficient splash guard and reinforced handle socket. The 4" twin rubber blades move liquid easily, are lightweight, and disposable. Available in black natural rubber and oil resistant neoprene rubber.

#49822	22" Black Sponge Squeegee	
#49822-N	22" Red Neoprene Sponge Squeegee	
#49830	30" Black Sponge Squeegee	
#49830-N	30" Red Neoprene Sponge Squeegee	
#6002	60" Wood Handle	60" x 7/8"
#6302	60" Fiberglass Handle	60" x 7/8"
#6102	60" Steel Handle	60" x 7/8"
#6021	60" Tapered Hardwood Friction Handle	



## BRUSKE SCRUBS AND WASH BRUSHES



TOTALLY UNAFFECTED BY LONG EXPOSURE TO WATER...Bruske Scrubs and Wash Brushes are multi-use cleaning tools that outlast all other ordinary scrub and washing brushes. They scrub better and will not deteriorate. Simply stated, they are built for rugged use and long life.

THE BRUSKE TRUCK AND WINDOW WASHING BRUSHES...are extremely soft, yet retain their body when wet. The almost indestructible polypropylene block will not mar, scratch, warp or crack. These brushes are totally unaffected by long exposure to water and will outlast any other truck or window washing brush.

Use with #6120 fountain handle, #6083 screw-in handle, #6084 screw-in handle.

Model No. 4105	100% Hog Bristles: 3½" Trim with 10 x 2½" x 1½" Polypropylene Block.
Model No. 4116	100% Blue Brulon Bristles: 2½" Trim with 10 x 2½" x 1½" Polypropylene Block.
Model No. 4117	100% Green Nylon Bristles: 2½" Trim with 10 x 2½" x 1½" Polypropylene Block. (not acid resistant)
Model No. 4118	100% Black Brulon Bristles. Slightly Stiffed: 2½" Trim with 10 x 2½" x 1½" Polypropylene Block.
Model No. 4119	100% Yellow Flagged Brulon: 2½" Trim with 10 x 2½" x 1½" Polypropylene Block.
Model No. 4519	100% Yellow Flagged Brulon: 2½" Trim with 14" Block.
Model No. 9-4122-Z	100% White Flagged Brulon: 2½" Trim-Multi-level-10" Block.

Model No. 4016 † 100% Blue Brulon Bristles: 2 ½" Trim with 18" x 2½" x 1½" Polypropylene Block.

Model No. 4017 † 100% Green Brulon Bristles: 2 ½" Trim with 18" x 2½" x 1½" Polypropylene Block.

Model No. 4018 † 100% Black Brulon Bristles: 2 ½" Trim with 18" x 2½" x 1½" Polypropylene Block.

All truck and window brushes are acid resistant except green nylon bristles.

BRUSKE DECK SCRUBS...are heavy duty, long life scrub brushes with stiff bristles staple set into durable blocks. Brulon bristles never get soft when wet and will not deteriorate and break off when dry, so they scrub better and last longer.

Use with #6120 fountain handle, #6083 screw-in-handle, #6084 screw-in-handle.

Model No. 4710	100% Brulon Bristles: 2" Trim with 10" x 2½" x 1½" Polypropylene Block.
Model No. 4710-G	Aggressive Grit Scrub with epoxy-glued bristles. 2" Trim with 10" x 2½" x 1½" Polypropylene Block.
Model No. 4302	Base Board Scrub Brush with Rugged Synthetic Bristles: 1½" x Trim with 5½" x 3½" Polypropylene Block.
Model No. 9-5310-F	Grit Swivel Scrub.
Model No. 9-4101-Z	Grit Swivel Scrub. 040 grit bristle stiff
Model No. 9-C4533024	Multi-Level-Blue

† Not Pictured





BRUSKE KNOB SCRUB HANDLES: Short and Long...BLOCKS: Poly and Wood...BRISTLES: Nylon, Nylon Abrasive, Poly and Natural Fiber.

### Nylon Bristles and White Poly Blocks:

Model No. 4329	† Short Handle, Blue Flagged Poly Bristles.
Model No. 4330	Long Handle, Blue Flagged Poly Bristles.
Model No. 4529	Short Handle, White Nylon.
Model No. 4529-YELLOW	Short Handle, Yellow Nylon.
Model No. 4529-RED	Short Handle, Red Nylon.
Model No. 4529-BLACK	Short Handle, Black Nylon.
Model No. 4530	Long Handle, White Nylon.
Model No. 4530-BLUE	† Long Handle, Blue Nylon.
Model No. 4530-YELLOW	Long Handle, Yellow Nylon.
Model No. 4530-RED	Long Handle, Red Nylon.
Model No. 4530-BLACK	Long Handle, Black Nylon.

### Poly Bristle and White Poly Blocks:

Model No. 4729	† Short Handle, Brown Poly.
Model No. 4729-WHITE	† Short Handle, White Poly.
Model No. 4729-YELLOW	† Short Handle, Yellow Poly.
Model No. 4729-RED	† Short Handle, Red Poly.
Model No. 4729-BLACK	† Short Handle, Black Poly.
Model No. 4729-BLUE	† Short Handle, Blue Poly.
Model No. 4730	† Long Handle, Brown Poly.
Model No. 4730-WHITE	† Long Handle, White Poly.
Model No. 4730-YELLOW	† Long Handle, Yellow Poly.

Model No. 4730-RED	† Long Handle, Red Poly.
Model No. 4730-BLACK	† Long Handle, Black Poly.
Model No. 4730-BLUE	† Long Handle, Blue Poly.

### Abrasive Grit Bristle and Poly Block:

Model No. 4929	Short Handle. Nylon Grit Bristle.
Model No. 4930	† Long Handle. Nylon Grit Bristle.

### Natural Fiber and Bristle Wood Block:

Model No. 4129	Short Handle. Tampico Bristle.
Model No. 4130	† Long Handle. Tampico Bristle.
Model No. 4429	† Short Handle. Palmyra.
Model No. 4430	† Long Handle. Palmyra.

BRUSKE HAND SCRUBS...are heavy duty, long life scrub brushes with bristles that match up to any cleaning job required.

Model No. 4424	Natural Tampico Fiber Bristles. 1" Trim and Staple set into 9" x 2½" pointed end Hardwood Blocks.
----------------	---

BRUSKE HAND SCRUBS...are heavy duty, long life scrub brushes with bristles that match up to any cleaning job required.

Model No. 4450	Tampico Bristles: ¾" Trim and set into 4¾" x 1½" x ¾" Hardwood Block.
Model No. 4924	White Nylon Bristles: ¾" Trim and Staple set into 4¾" x 1¾" x ¾" Hardwood Block.

† Not pictured.



## BRUSKE MOPS



BRUSKE MOPS ARE IDEAL FOR ALL MOPPING SITUATIONS... from the light duty requirements of small office complexes to the heavy duty needs of hospitals, university complexes, commercial buildings and industrial plants.

HOSPITAL SPECIALS – NUMBER ONE GRADE 100% COTTON LOOPED MOPS... are absorbent and durable, making it the ideal mop for all-purpose hospital chores. While these mops will shrink slightly during initial laundering, they will outlast all other mops 4 to 1.

### 8-PLY MOPS

Mop Tape	Narrow w/Fans	Wide w/Fans
12 oz. No.	11812NF	11812WF
16 oz. No.	11816 NF	11816WF
20 oz. No.	11820NF	11820WF
24 oz. No.	11824NF	11824WF
32 oz. No.	11832NF	11832WF

\* All hospital specials have color coded tapes for easy sorting.

SERIES 10 – UTILITY GRADE COTTON MOPS... are excellent, all-purpose mops for use in any situation. These are moderately priced mops.

### 4-PLY MOPS

Mop Tape	Narrow	Narrow w/Fans	Wide	Wide w/Fans
12 oz. No.	10412N	10421NF	10421W	10421WF
16 oz. No.	10416N	10416NF	10416W	10416WF

20 oz. No.	10420N	10420NF	10420W	10420WF
24 oz. No.	10424N	10424NF	10424W	10424WF
32 oz. No.	10432N	10432NF	10432W	10432WF

### SERIES 10-8-PLY MOPS

Mop Tape	Narrow	Narrow w/Fans	Wide	Wide w/Fans
12 oz. No.	10812N	10812NF	10812W	10812WF
16 oz. No.	10816N	10816NF	10816W	10816WF
20 oz. No.	10820N	10820NF	10820W	10820WF
24 oz. No.	10824N	10824NF	10824W	10824WF
32 oz. No.	10832N	10832NF	10832W	10832WF

SERIES 11- NUMBER ONE GRADE 100% COTTON MOPS... are top of the line 100% cotton yarn mops. It's the finest mop available. It's perfect for use in wet and damp mopping and for applying finishes to all floors.

### 4-PLY MOPS

12 oz. No.	11412N	11412NF	11412W	11412WF
16 oz. No.	11416N	11416NF	11416W	11416WF
20 oz. No.	11420N	11420NF	11420W	11420WF
24 oz. No.	11424N	11424NF	11424W	11424WF
32 oz. No.	11432N	11432NF	11432W	11432WF





## SERIES 11-32 TWINE MOPS, POLY/COTTON BLEND

Mop Tape	Narrow	Narrow w/Fans	Wide	Wide w/Fans
12 oz No.	113212N	113212 NF	113212W	113212WF
16 oz No.	113216N	113216NF	113216W	113216WF
20 oz No.	113220N	113220 NF	113220W	113220WF
24 oz No.	113224N	113224NF	113224W	113224WF
32 oz No.	113232N	113232NF	113232W	113232WF

SERIES 12- COTTON/RAYON BLEND MOPS...are especially blended to provide instant absorbency. They get the job done economically.

### 4-PLY MOPS

12 oz No.	1212N	1212 NF	1212W	1212WF
16 oz No.	1216N	1216 NF	1216W	1216WF
20 oz No.	1220N	1220 NF	1220W	1220WF
24 oz No.	1224N	1224 NF	1224W	1224WF
32 oz No.	1232N	1232 NF	1232W	1232WF

SERIES 15- PREMIUM GRADE RAYON MOPS...are fast absorbing, good-looking mops that rinse easily and keep their fresh white color.

### 4-PLY MOPS

12 oz. No.	15412N	15412NF	15412W	15412WF
16 oz. No.	15416N	15416NF	15416W	15416WF
20 oz. No.	15420N	15420NF	15420W	15420WF

24 oz. No.	15424N	15424NF	15424W	15424WF
32 oz. No.	15432N	15432NF	15432W	15432WF

## SERIES 15-8-PLY MOPS

12 oz. No.	15812N	15812NF	15812W	15812WF
16 oz. No.	15816N	15816NF	15816W	15816WF
20 oz. No.	15820N	15820NF	15820W	15820WF
24 oz. No.	15824N	15824NF	15824W	15824WF
32 oz. No.	15832N	15832NF	15832W	15832WF

SERIES 19- MAXISORB MOPS...feature a new miracle synthetic with its own unique characteristics not previously found in any other mop yarns. This mop is particularly desirable for use in food service areas, such as restaurants and cafeterias. It maintains its snow-white color even under the most adverse conditions.

### 4-PLY MOPS

12 oz No.	1912N	1912 NF	1912W	1912WF
16 oz No.	1916N	1916 NF	1916W	1916WF
20 oz No.	1920N	1920 NF	1920W	1920WF
24 oz No.	1924N	1924 NF	1924W	1924WF
32 oz No.	1932N	1932 NF	1932W	1932WF

Order handles for mops separately. For use with wide tape mops, we suggest the Spring-type handle, the Rigid-clamp handle, or the Plastic Jaws High Impact Poly Head. For use with narrow tapes, we suggest the Quick-change handle.



## BRUSKE MOPS



BRUSKE SUPER LOOP FAN MOPS...we are proud to be able to offer you one of the finest Looped End Mops available at any price. The Bruske Super Loop Mop is a blend of cotton and synthetic fibers which offer outstanding wear and laundering capabilities along with great absorbency. Whether for use in a hospital environment or general mopping, you will be delighted with the colorful array of Bruske Super Loop Mops. In addition, the Super Mesh color coded headbands help distinguish mop size.

Size	Small	Medium	Large	X-Large
Equivalent	8-12 oz.	16-20 oz.	20-24 oz.	24-32 oz.
Headband Color	Orange	Green	Blue	Yellow
Mop Number	1721-1	1721-2	1721-3	1721-4

When ordering, please specify mop number, size, and color of yarn: White, Green, Blue, Yellow, or Orange.

Order handles for mops separately. For use with wide tape mops, we suggest the Spring-type handle, the Rigid-Clamp handle, or the Plastic Jaws High Impact Poly Head. For use with narrow tapes, we suggest the Quick-change handle.

### SPRING-TYPE HANDLES FOR WIDE TAPE MOPS

Specs	60" Wood	54" Wood	60" Fiberglass	54" Fiberglass
Model No.	6054	6056	6154	6156

### RIGID CLAMP STYLE (steel jaws) HANDLES FOR WIDE TAPE MOPS

Specs	60" Wood	54" Wood	60" Steel	54" Steel
Model No.	6058	6059	6158	6159

### QUICK-CHANGE HANDLES FOR NARROW TAPE MOPS

Specs	60" Wood	60" Vinyl Coated Steel
Model No.	6051	6251

### PLASTIC JAWS HIGH-IMPACT POLY HEAD

RECOMMENDED FOR WIDE TAPE MOPS (firmly grips or releases the mop with the twist of the collar)

Specs	60" Fiberglass	54" Fiberglass
Model No.	6934	6936



## BRUSKE SWEEPING MOPS



THE FINEST QUALITY SWEEPING MOPS AVAILABLE... Bruske Sweeping Mops are designed to do any sweeping job on all smooth surfaces. They're premium quality sweeping mops made of the finest cotton yarn available, featuring pre-shrunk canvas backings that fit quickly and easily into place on sturdy metal frames.

BRUSKE'S TRIANGULAR SHAPE COTTON SWEEPING MOP... is ideal for any or all light duty cleaning situations, especially on smooth surfaces. This uniquely shaped sweeping mop is designed to fit into corners and around furniture legs with special ease. This Bruske Sweeping Mop is made of 100% clean, white cotton yarn and comes with a preshrunk canvas backing.

Model No. 1003 Triangular Shape Cotton Sweeping Mop.

Model No. 9213 Chrome Plated Frame on 60" Hardwood Handle.

PIPE DUSTER... a versatile heavy-duty duster which can be used to clean overhead pipes and hard-to-reach areas. The refill is launderable and is made with a durable cotton yarn. The frame is contoured and plastic-covered with a threaded end to fit threaded handles as well as our Mr. Long-arm handles. Order refill, frame, and handles separately. Takes any standard threaded handle.

Model No. 1-920-1 Pipe Duster Refill

Model No. 1-920-5 Frame with 54" Wood Handle.

Model No. 9-709P-T Frame only for Pipe Duster

BRUSKE'S KEYHOLE DESIGN COTTON TIE STYLE SWEEPING MOP... is made for heavy duty use. It features the finest cotton yarn available. The tie-on, pre-shrunk canvas backing slips on its metal frame quickly and easily. This superb mop is ideal for use on any smooth surface for any dusting/cleaning situation.

Order #6045 60" hardwood handle with swivel connector or #6145 60" fiberglass handle with swivel connector and appropriate size, series, #9400, 3/4" wide metal frame.

Sweeping Mop Size	12"	18"	24"	36"	48"	60"
Bruske Model No.	16512	16518	16524	16536	16548	16560
Frame Model No.	9412	9418	9424	9436	9448	9460



## BRUSKE COUNTER BRUSHES



ALMOST INDESTRUCTIBLE BRUSKE COUNTER BRUSHES...are quality made, durable brushes that are densely filled with synthetic or natural fiber bristles. The bristles are staple set or bonded in poly and wood blocks for ruggedness and long life. They're perfect for use in all industrial, commercial, retail or institutional applications.

Model No. 4218	Our finest All-purpose Counter Duster Densely Filled with .008 Black Crimped Polyester, Staple Set In Hardwood Block. Trim 2¼", Overall Length 13¼".
Model No. 4318	Extra Soft Duster, Ideal for Food Plants. White Poly Block Filled with .007 Polyester, Staple Set In Hardwood Block. Trim 2¼", Overall Length 13". Specify Color: Green, Red, Black, or White.
Model No. 4432	An Inexpensive Utility Counter Duster for General Factory Use. Multi-colored Tampico Fiber Staple Set In Hardwood Block. Trim 2¼", Overall Length 13¼".
Model No. 4711	A Utility Counter Duster Where Bristle color May Be a Factor. White Brulon Bristles Staple Set In Hardwood Block. Trim 2¼", Overall Length 14".

Model No. 4715	The Green Nylon Bristles are Epoxy Set in a White Poly Block to Make it Absolutely Shed Proof. This is the Finest Counter Brush Available for Special Applications in Bakeries, Candy Factories, Drug and Chemical Plants. 2½" Trim, 13½" Overall Length.
Model No. 4715-WHITE	† The White Nylon Bristles are Epoxy Set in a White Poly Block to Make it Absolutely Shed Proof. This is the Finest Counter Brush Available for Special Applications in Bakeries, Candy Factories, Drug and Chemical Plants. 2½" Trim, 13½" Overall Length.
Model No. 48137	† A Metal Backed Counter Duster Filled with .010 White Crimped Polyester. Ideal for Food and Chemical Plants. Positively Shed-proof. Trim 2½", Overall Length 14".
Model No. 48138	Same as #48137 with Green Crimped Polyester.
Model No. 48139	Same as #48137 with Red Crimped Polyester.
Model No. 48135	† Same as #48137 with Black Crimped Polyester.
Model No. 48136	Same as #48137 with Blue Crimped Polyester.

† Not pictured.



## BRUSKE SPECIALTY PRODUCTS



BRUSKE PARTS WASHING BRUSHES...are quality crafted, long life brushes that come in flat or round configurations to meet a great many needs in productions, processing, maintenance and clean-up situations. These fine brushes are made for everyday rugged wear. They present you with a choice of sizes, as well as poly or pure bristles, with each brush set into a single unit handle for extra strength.

These Bruske Parts Washing Brushes are just part of the many quality crafted specialty care cleaning products available to you from Bruske Products to help you meet your special needs.

### FLAT PARTS BRUSHES

Model No. 4170	½" Width x 1½" Bristle Length 100% Pure Bristle.
Model No. 4171	1" Width x 1½" Bristle Length 100% Pure Bristle.
Model No. 4172	2" Width x 1½" Bristle Length 100% Pure Bristle.
Model No. 4173	3" Width x 1½" Bristle Length 100% Pure Bristle.
Model No. 4174	4" Width x 2" Bristle Length 100% Pure Bristle.
Model No. 4175	Same as 4174 Except Double Thick.

### PRINTER BRUSHES

#9-289-F	Iron Style Hand Scrub 1" Trim Synthetic 6" x 2¾"
#9-806-G	Brass Printers Brush ¾" Trim 2½" x 4¼"
#9-1806-SS-G	Stainless Steel ¾" Trim 2½" x 4¼"

### ROUND PARTS BRUSHES

Model No. 4435	1" Dia. X 2" Bristle Length x 9¾" Long 100% Poly Bristle.
Model No. 4436	1" Dia. X 2" Bristle Length x 9¾" Long 100% Pure Bristle.
Model No. 4437	No Longer Available.
Model No. 4438	1½" Dia. X 2½" Bristle Length x 10¼" Long 100% Pure Bristle.

BRUSKE WIRE SCRATCH BRUSHES...are durable, long life brushes made to withstand all rugged use. They are tempered steel wire or stainless steel wire set into high quality, indestructible hardwood handles.

Model No. 4761	14" Long Curved Hardwood Block with 3 Rows of 19 Tufts Each Filled with .012 Tempered Steel Wire.
Model No. 4761-SS	Same as 4761 but with Stainless Steel Wire.
Model No. 4763	14" Long Curved Hardwood Block with 4 Rows of 19 Tufts Each Filled with .012 Tempered Steel Wire.
Model No. 4763-SS	Same as 4763 but with Stainless Steel Wire.
Model No. 4768	10 ½" Long Shoe Handle Hardwood Block with 4 Rows of 16 Tufts Each Filled with .012 Tempered Steel Wire.
Model No. 4768-SS	Same as 4768 but with Stainless Steel Wire.



## BRUSKE SPECIALTY PRODUCTS



PERFECT FOR ALMOST ALL CLEANING PURPOSES...Bruske twisted and wire specialty brushes come in a broad variety of shapes and sizes to accommodate even the most unusual cleaning jobs. For cleaning the coffee maker there's a Bruske specialty care cleaning brush that is just right for that unusual job.

BRUSKE OVERHEAD PIPE DUSTING BRUSH...easily hooks over large or small pipes even in tight, cramped areas for occasional clean up jobs. This brush is perfect for use in food, chemical, and pharmaceutical plants, as well as hospitals, institutions and industrial complexes.

Uses #6084 nylon tip threaded hardwood handle.

Model No. 9137 Nylon Bristles Overhead Pipe Dusting Brush

### COFFEE MAKER BRUSH

Model No. 9126 4" x 7¼" Head. Chinese Set in Lacquered Wood Handle. 12" Length.

### CLAW BRUSH

Model No. 9122 2 Finished Ends. ¾" Radial Tuft and ½" Dia. Black Synthetic Bristles Twisted and soldered in Rust Resistant Wire with Non-scratch Tip. 13½" Overall Length.

### SANITARY BOWL BRUSHES

Model No. 9338 Heavy Duty Brush with Black Brulon Bristles Set in Hardwood Handle with Rubber Bumper. 5" x 6" Head, 22" Overall Length.

Model No. 9590 Tampico Fiber Bristles Twisted in Wire and Shaped for Under-rim Cleaning. Sanded Wood Handle.

Model No. 9638 All Plastic. Copper Colored Brulon Bristles in Vinyl Coated Wire. Plastic Handle. 5" x 7" Head. 21" Length. Not Affected by Acid Bowl Cleaners.

### SMALL TUBING BRUSHES

Model No. 9127 ⅝" Dia. X 4¼" Chinese Bristles Twisted in Wire with Looped Metal Handle. 25" Length.

Model No. 9128 ⅝" Dia. X 3" Medium Stiff Black Bristles Twisted in Rust Resistant Wire. 12" Length.

Model No. 9112 † ½" Dia. X 3" Stiff Long Wearing Nylon Fiber Bristles Twisted in 8½" Metal Handle.

Model No. 9113 † ¾" Dia. X 3" Stiff Long Wearing Nylon Fiber Bristles Twisted in 8½" Metal Handle.

Model No. 9114 † 1" Dia. X 4" Bristles Twisted in 12¼" Metal Handle.

Model No. 9115 † 1½" Dia. X 4" Stiff Long Wearing Nylon Fiber Bristles Twisted in 13" Metal Handle.

† Not pictured.



## SLIM LINE UTILITY MACHINE BRUSHES



BRUSKE'S VAT BRUSH... can be used to clean vats, 55-gallon drums, large pots, sewer drains, weirs. Uses no.6083 Full 60" on any threaded handle.

Model No. 4071 8" Molded Plastic Block with Nylon Bristles.

Model No. 4071-FP 10" Molded Plastic Block with 3 Holes with Stiff Nylon Bristles.

Model No. 4072 10" Molded Plastic Block with Nylon Bristles

### **SLIM LINE UTILITY MACHINE BRUSHES/RADIATOR BRUSHES**

Model No. 9123 1/8" Dia. High Quality Synthetic Bristles Twisted in Rust Resistant Wire with Hardwood Grip Handle. 31" Overall Length.

Model No. 4234-WHITE 2 1/2" Trim Size, 9" Long, Soft Polyester Bristle set in 24" Long Plastic Handle.

Model No. 4234-BLACK Same Size and Block Bristle. Same size as #4234 -White

Model No. 4234-BROWN Same Size and Block Bristle. Same size as #4234 -White

Model No. 4234-GREEN Same Size and Block Bristle. Same size as #4234 -White

Model No. 4234-RED Same Size and Block Bristle. Same size as #4234 -White

Model No. 48131 2 5/8" Trim Size 17" Long w/Red Crimped Polyester Bristles Set in Metal Channel with Plastic Grip. 21 3/4" Overall Length.

Model No. 48132 2 5/8" Trim Size 18 1/2" Long with Red Crimped Polyester Bristles Set in Metal Channel with Plastic Grip. 13" Overall Length.

Model No. 48231 2 1/4" Trim Size 8 1/2" Long with Green Crimped Polyester Bristles Set in Metal Channel with Plastic Grip. 20" Overall Length.

Model No. 48232† 3 1/4" Trim Size 8 1/2" Long with Resilient Red Synthetic Bristles Set in Metal Channel with Plastic Grip. 20" Overall Length.

† Not pictured.

### **SMALL WELDERS BRUSH**

Model No. 4740 Compact 7 1/4" Long One Piece, Easy Grip Unbreakable Molded Handle with 3 x 7 Rows of 1/2" Trim Stainless Steel Wire.

Model No. 4741 Compact 7 1/4" Long One Piece, Easy Grip Unbreakable Molded Handle with 3 x 7 Rows of 1/2" Trim Brass Wire.

Model No. 4742 Compact 7 1/4" Long One Piece, Easy Grip Unbreakable Molded Handle with 3 x 7 Rows of 1/2" Trim Nylon Tufts.

BRUSKE HIGH DENSITY POLYESTER SPONGES ARE THE BEST THAT MONEY CAN BUY! High quality Bruske Sponges last 10 times longer than conventional sponges. They'll hold up to 22 times their weight in water. Unlike cellulose and urethane sponges, Bruske Sponges resist tearing and shredding, never get hard and are not affected by most chemicals, including acids.

Model No. 9850 Automotive Sponge (wash cars, vans, et al).


Model No. 9851 Boat and Truck Sponge (and for other large jobs).

Model No. 9853 Rugged All-purpose Sponge

Model No. 9854 Hand-size Bath/Kitchen Utility Sponge



## BRUSKE RELEASE D'GREASE AND CHEMICALS™



Release D'Grease™ is a completely biodegradable, super-strength, spontaneous cleaner degreaser. It's an effective way to fight the high cost of freight, reduce handling costs, and increase storage capacity. Release D'Grease makes a full 55-gallon drum of super-strength, spontaneous cleaner degreaser from a 4 gallon case consisting of two 2 gallon containers that can be shipped anywhere via UPS or FedEx.

Release D'Grease has ideal physical properties and exceeds most performance requirements. Release D'Grease contains no phosphates and has no Butyl Cellosolve. It possesses no flash point. It has no fragrance. It has infinite solubility, low foam properties and the surfactant system is nonionic patented.

Through simple dilution adjustments, Release D'Grease works well in almost all mechanical cleaning devices. It removes dirt, oil or greasy soil from all types of hard surfaces, floors, ceramic tile, porcelain, plastic, walls, wood, metal, and metallic surfaces. It's safe enough to use on U.S.D.A. inspected food contact surfaces.

No. 939-6	2-2 Gallon case/Raw Elements: Steps #1, #2, Makes 55 Gallons of Concentrate
No. 9391-6	Six 1 Gallon Bottles of Pre-Blended Concentrate
No. 93955	55 Gallon Drum of Pre-Blended Concentrate
No. 9-610-AG+	Release D'Grease Blender/Regulator 4 Settings 4GPM
No. 9-620-NO-AG+	Release D'Grease Blender/Regulator 1 Settings-16GPM
No. 9-612+	Release D'Grease 200 Gallon Bulk Tank.

+ Not Pictured



BRUSKE CHEMICALS...If you want to scrub your floors, wash your trucks, eliminate an odor problem, clean tire marks off your floors, degrease equipment, wash and sanitize your hands, scrub your freezer, clean a wash room, Bruske Chemicals can supply the product to do the job. For complete information and a current price list call or write Bruske Products.



## BRUSKE MACHINE BRUSHES, FILTERS AND BLOT-IT™




BRUSKE POWER SWEEPER BRUSHES...are replacement brushes you can depend on to fit your needs. These lightweight, rugged brushes will sweep floors of every description cleaner and faster, increase sweeper efficiency, and provide for longer brush life. They fit all of the popular in-plant sweepers and scrubbers including: Tennant, Clark-American, Power Boss, FMC(Wayne), Advance, Gravely, Elgin, and others.

The Bruske Power Sweeper Brush is constructed to assure that every bristle that goes into a new brush will still be present when the brush is completely worn out, just shorter in length. Here are dependable replacement brushes that will sweep better, last longer, and cost less per operating hour than any other type of brush you may be using.

For complete information and current price list, call or write Bruske Products.

BRUSKE THICK LINE PADS...Come in sizes from 7¾" to 27" in Diameter, normal or high speed or ultra high speed buffing, spray buffing, and super polishing. Check your current 201 price list for complete information.



BRUSKE REPLACEMENT MACHINE FILTERS...make it easy to replace original filters for Tennant, Clark American, Power Boss, Advance, Factory Cat and other machines. Bruske flame retardant, bump pleat filter paper has been independently tested to insure correct efficiency, pressure drop and dirt holding capacities. Bruske urethane gaskets do not take a compression set as do other gasket materials, which is important when re-installing a filter after cleaning. Call Bruske Products or your Bruske Rep for more information.



BLOT-IT...is a non-dusting, non-tracking, high powered, super absorbent compound that allows you to clean up any kind of liquid spill in just seconds. Blot-it provides anti-slip, non-skid traction to eliminate slipping and/or falling accidents that are inherent with liquid spills. Blot-it is safe to use; no harsh chemicals, no corrosive agents, no flammable element. It's safe enough for use in U.S.D.A food service plants. It can be used anywhere! With Blot-it there's no need for mopping. Just sweep it up!

No. 9710	Twelve 2½lb. Containers/Particulate Compound
No. 9715	One 45lb. H.D. Box/Particulate Compound.
No. 9720	Fifteen 13-15 oz. Industrial Socks.
No. 9725	Twenty 26-30 oz. Industrial Pillows.
No. 9740	One 25lb. bag Particulate Compound.





## **BRUSKE PRODUCTS**

DIVISION OF BRUSKE ENTERPRISES, INC.

P.O. Box 669

7447 Duvan Drive, Tinley Park, IL 60477-0669

Phone: 708-532-3800

Fax: 1-800-821-0411



RA10187  
PRINTED IN U.S.A



# Applifast.



251 Cree Crescent, Winnipeg, MB Canada R3J 3X4  
Tel: 204 837 8361 • 1 800 563 1293  
info@applifast.com



[applifast.com](http://applifast.com)