



HOWMET
AEROSPACE

Hucktainer[®]

For Metal-Clad Polymer Core
Composite and Fiberglass Reinforced
Panel Structures



HUCK

Hucktainer®

Two-Piece Specialty Fastener for Fiberglass Reinforced Plywood Panels



The Hucktainer® specialty fastener installs with a consistent pressure, reducing the potential for crushing or crazing FRP panels and metal-clad applications. Each features a heavy zinc plating that resists corrosion, and an integral seal that helps keep the elements and other contaminants from invading the joint. Unlike threaded fasteners, Hucktainer is never over-torqued or under-torqued. Consistent clamp and fast, foolproof installation is what you'll get every time with Hucktainer.

Designed specifically for truck trailers, truck bodies, cargo containers, and other structures fabricated from fiberglass reinforced plywood, Hucktainer fasteners provide the consistent clamp and fast, foolproof installation required for maximum product quality and productivity.

Available Sizes 3/8"

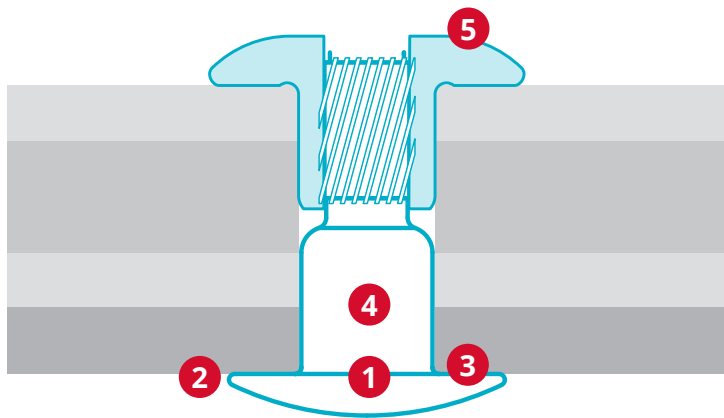
Materials Steel

Headstyles Standard, Medium-Bearing Encapsulated, Wide Bearing Encapsulated

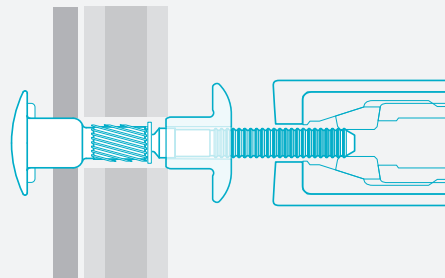


- ✓ Fast, quiet, foolproof installation
- ✓ Corrosion Resistant
- ✓ Spiral lock system, breakaway pintail, and smooth bore sleeve
- ✓ Resistant to over or under-torqued
- ✓ Tamper-resistant
- ✓ Custom coloring for encapsulations available
- ✓ Shorter grips available for today's thin metal-clad panels
- ✓ RoHS compliant

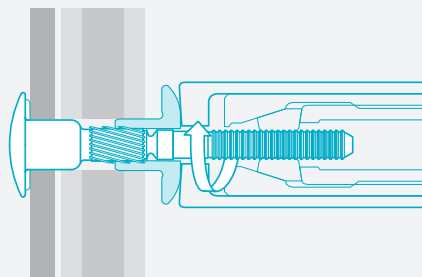
Weather-Resistant Seal



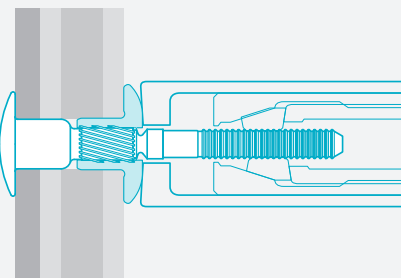
- 1 Lower profile head design saves cargo space.
- 2 Heads may be plastic-encapsulated for maximum corrosion-resistance; UV-resistant head capsules are colorfast and won't fade.
- 3 Integral weather-resistant seal provides protection from the elements.
- 4 Heavy-zinc plating protects against corrosion and preserves good looks.
- 5 One sleeve fits all pins; no need to mix and match.



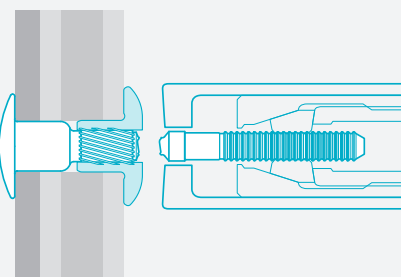
- 1 Insert pin and sleeve into prepared hole.



- 2 The installation tool is applied to the pintail. When the tool is activated, the sleeve is forced onto the spiral lock of the pin. The rotating action of the nose assembly allows the sleeve to turn freely.



- 3 The sleeve is fully engaged on the pin and locks onto the pin's splines to clamp the material tightly together.



- 4 Continued pull of the tool causes the pintail to break away, which completes the installation cycle.

Hucktainer® MC

Same High Performance for Today's Ultra-Thin Material

Hucktainer has been re-engineered to accommodate thinner stack-ups associated with metal-clad (MC) panels in truck and trailer assemblies. Like original Hucktainer, Hucktainer MC utilizes proprietary Huck technology, helping Hucktainer deliver both clamp and vibration resistance that can't be matched by conventional threaded fasteners.

Hucktainer MC also features an encapsulated head which forms an integral seal that helps keep the elements and other contaminants from invading the joint, and preserving good looks. If corrosion-resistant fasteners are not used in trailer body assembly, the chance of water damage significantly increases. Over time, this can affect joints and the surrounding metal-clad panels.



Hucktainer® MC

Hucktainer contributes a high degree of vibration and corrosion resistance when used with metal-clad panels.



Data and Dimensions

Metal Clad HLP

GRIP NO.	GRIP RANGE		A	B
	MIN	MAX		
-4 ¹	.187	.312	.338	1.993
-5	.250	.375	.400	2.055
-6	.312	.437	.462	2.118
-7	.375	.500	.525	2.180
-8	.437	.562	.588	2.243
-9 ²	.500	.625	.650	2.305

Standard HLP

GRIP NO.	GRIP RANGE		A	B
	MIN	MAX		
-93	.500	.625	.562	2.170
-10	.562	.687	.624	2.232
-11	.625	.750	.687	2.295
-12	.687	.812	.749	2.357
-13	.750	.875	.812	2.420
-14	.812	.937	.874	2.482
-15	.875	1.000	.937	2.545
-16	.937	1.062	.999	2.607
-17	1.000	1.125	1.062	2.670
-18	1.062	1.187	1.124	2.732
-19	1.125	1.250	1.187	2.795
-20	1.187	1.312	1.249	2.857
-21	1.250	1.375	1.312	2.920
-22	1.312	1.437	1.374	2.982
-23	1.375	1.500	1.437	3.045
-24	1.437	1.562	1.499	3.107
-25	1.500	1.625	1.562	3.170
-26	1.562	1.687	1.625	3.232
-27	1.625	1.750	1.687	3.295
-28	1.687	1.812	1.750	3.357
-294	1.750	1.875	1.812	3.420

Pin Locks

All HLP's now come standard with a pin lock, which assists in a semi-one-side installation. That is, it helps to keep the pin in the hole while placing a sleeve over the pintail. It also keeps the pins from falling back through from the shock of their neighboring fasteners being installed.

Now you can get pin locks that are color coded to help identify specific grip lengths of loose fasteners from a distance.

Currently the color coded pin locks are only available on HLP/MC products. All standard HLP pins have white pin locks.

Materials and Finishes

PART	MATERIAL	FINISH
METAL-CLAD HLP		
Sleeve	Steel	Zinc/Black Chromate
Pin	Steel	Zinc/Clear Chromate
STANDARD HLP		
Sleeve	Steel	Zinc/Gold Chromate
Pin	Steel	Zinc/Clear Chromate

Tensile (lbf)

METAL-CLAD HLP	
Minimum Grip	1600
Mid Grip	1000
Maximum Grip	600
STANDARD HLP	
Minimum Grip	1800
Mid Grip	1200
Maximum Grip	800

Recommended Hole Size

Hole Diameter	.405-.421
---------------	-----------

Note:

Only wide bearing pin HLP/SGE() and/or wide bearing sleeve HLP/SG should be used directly against FRP. Consult us for stock status; minimums may apply. Available only in encapsulated configuration.

¹ Available encapsulated only.

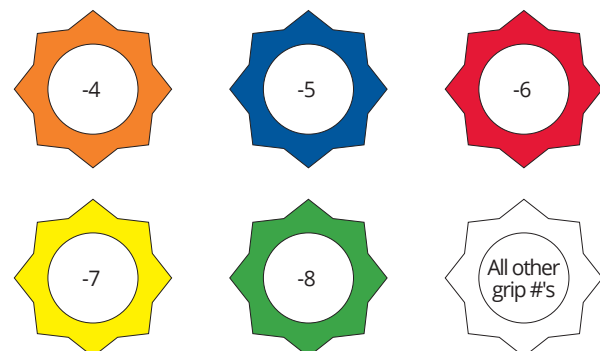
² For encapsulated - 9 see STD HLP.

³ For unencapsulated see HLP/MC.

⁴ Not available encapsulated.

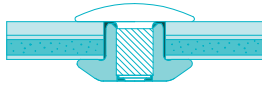
All dimensions are in inches.

HLP/MC Pin Lock Colors

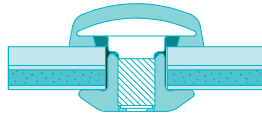


Recommended Installation Configurations

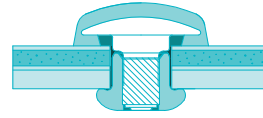
Metal-Clad



HLMC-R12-() and
HLMCS-R12

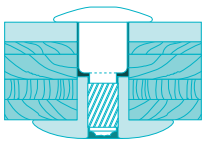


HLMC(*)-R12-() and
HLMCS-R12

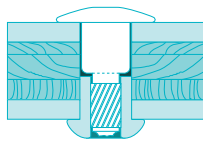


HLMC(*)-R12-() and
HLMCSC-R12

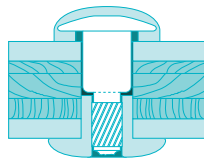
Standard



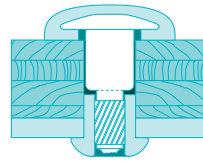
HLPP-R12-() and
HLPS-R12



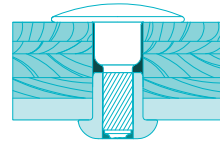
HLPP-R12-() and
HLPSC-R12



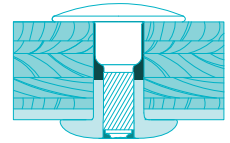
HLM()-R12-() and
HLPSM-R12



HLPE()-R12-() and
HLPSC-R12



HLP30-R12-() and
HLPSC-R12



HLP30-R12-() and
HLPSM-R12

Materials Legend



Aluminum,
steel, etc.



FRP or other clamp-
sensitive material.



Metal-clad or other clamp-
sensitive material.

Note: Only wide bearing heads to be used directly against FRP (i.e. HLPS, HLPE(), and HLP30)

Installation Tooling


Howmet Fastening Systems offers air and hydraulic Huck® brand installation tools and nose assemblies to accommodate all fastener types, diameters, and applications. Air tools operate on 90-100 psi air pressure; the lighter weight hydraulic tools operate on pressurized hydraulic fluid supplied by an electrically powered Huck Powerig® unit. Hydraulic hose kits for Powerig units are available in lengths of 12 to 52 feet.

Installation Tooling

TOOL	NOSE ASSEMBLY	WEIGHT (LBS)	SIZE (L X W X H)	STROKE (INCHES)	PULL FORCE (LBS)	TYPE
Pneudraulic Tools						
2025	99-3464 99-3464-1	5.75	8.4" x 4.4" x 12.5"	0.675	5290	
255	99-3438	8.8	7.1" x 4.6" x 14.9"	0.625	7750	Concentric
256	99-3438	11.1	7.8" x 6.1" x 14.9"	0.88	9986	Concentric
245	99-3438	8.8		0.625	7750	Eccentric
246	99-3438	11.1		0.88	9986	Eccentric
Hydraulic Tools						
2480	99-3464 99-3464-1	2.2	8.6" x 1.9" x 6.5"	0.875	5700	
2580	99-3438	6.1	8.4" x 2.2" x 6.5"	0.94	10700	

Powerigs®

MODEL	FLOW RATE	WEIGHT (LBS)	SIZE (L X W X H)	POWER
918	2 gpm	708	44" x 25" x 30"	Electrical: 220, 440, 550 volts, 3 phase
940	70 in3/min flow rate	75	12.5" x 10.5" x 18"	Electrical: 115, 220 volts, 1 phase
913H	139 in3/min flow rate	175	24" x 21" x 27"	Gasoline
968	50 in3/min flow rate	93	10.5" x 16.3" x 15.7"	Compressed air, minimum 50 CPM





**HOWMET
AEROSPACE**

Howmet Fastening Systems

Industrial Division Brands



Huck, Marson, Recoil, Keysert, Camloc, Simmonds and Snep are trademarks of Howmet Aerospace Inc. and/or its subsidiaries.

The information contained in this publication is only for general guidance, and is not intended to create any warranty, express, implied, or statutory; all warranties are contained only in Howmet Fastening Systems' written quotations, acknowledgments, and/or purchase orders. It is recommended that the user secure specific, up-to-date data and information regarding each application and/or use of such products.

© 2020 Howmet Aerospace Inc. All rights reserved. HFS5581 0220
Hucktainer and Powerig are trademarks of Howmet Aerospace Inc. and/or its subsidiaries.





Distributed by

Applifast.

We are committed.



Contact Applifast

251 Cree Crescent

Winnipeg, MB

Canada R3J 3X4

Tel: 204 837 8361 • 1 800 563 1293

Fax: 204 837 3520 • 1 800 974 1494

info@applifast.com



applifast.com