



Chicago Pneumatic



VEHICLE SERVICE

TOOLS & WORKSHOP EQUIPMENT



People. Passion. Performance.

INTRODUCING CHICAGO PNEUMATIC

At Chicago Pneumatic, our goal is to deliver best-in-class global service and local support to automotive service professionals through a dedicated product portfolio and a strong network of authorized distributors. We generate added value by delivering the best solution to your needs based on decades of experience.

A COMPLETE AUTOMOTIVE OFFER

Chicago Pneumatic's dedication to the automotive industry spans decades. We understand the specific needs of maintaining and repairing cars and truck fleets. In addition to the right power tools, we also develop and build the compressed air and aftermarket solutions that meet every automotive demand. With Chicago Pneumatic, best operating practices in automotive become your own.

Chicago Pneumatic helps make tough jobs easier:

- Products: reliability, ergonomics, safety, robustness and ease of use
- Service: best-in-class support with fast local service
- Expertise: expert advice based on decades of experience, from factory to field, through certified quality testing and training
- Parts: original spare parts and services
- Availability: fast and easy delivery through a dedicated global production and distribution network

”

It's simple, really. You have work to do, and customers to serve. Chicago Pneumatic is there to help you get the job done, without compromise.

“



GENERAL MECHANICS



TIRE SHOPS



BODY SHOPS



Jump Into the Chicago Pneumatic Online Services

We have launched a new website to make it easier for you to find the right tool for the job within our extensive portfolio of power tools.

In addition to a fresh look and more modern design, the website features new content and improved site architecture for an enhanced browsing experience.

You will now be able in one-click to find a specific product or access expert advice. A quick search function will help you pull up relevant information using a keyword or product reference number.

A wealth of information is at your fingertips. The Expert Corner area contains everything from top tips on product selection to maintenance advice, as well as information about the correct use and application of power tools to protect operator wellbeing.

Our new website has been designed for ease of use and speed of access regardless of whether it is browsed from a laptop, desktop, tablet or mobile phone, ensuring a better experience for professionals on the go like you. It is more responsive to local customer needs and sharing via social networks is much easier to achieve.

Go check it out at www.cp.com



Dedicated online resources for our distributors

eConnect: fast, easy and secure

Our eConnect platform allows you to have access to:

- Our stock for each product
- Your prices
- Your order tracking
- Products information with their technical characteristics, spare parts and accessories
- Product exploded views

Benefits and features:

Time saving:

- Search our product catalog easily
- Ability to copy and rename an existing basket if you order often the same products

Great Information availability:

- Look for price and availability on selected items
- Search for open orders, back orders and service orders to verify order status
- Print out packing list, track and trace shipments.
- Search and keep track of your invoices



























**CP Cloud:
dedicated
extranet**

Your unique extranet, to get access to high value information about products, training and communication campaign materials:
www.cp.com/cloud



CONTENTS

	Impact & Ratchet Wrenches Accessories and kits Pages 21 & 24 - Sockets Pages 25 & 26	7 >
	Nutrunners & Fastening Accessories and kits Pages 28 & 36	27 >
	Cordless Accessories Pages 44 & 45	37 >
	Grinders Accessories and kits Pages 56-59	47 >
	Sanders & Polishers Accessories and kits Pages 73 & 74	61 >
	Hammers & Scalers Accessories and kits Pages 78-80	75 >
	Drills Accessories and kits Page 85	81 >
	Speciality Tools Saws - Tire Buffers - Cutters - Nibbler - Air Files - Engraving Pen - Caulking Gun - Riveters	87 >
	Classic Tools Accessories and kits Page 102-103 - Sockets Pages 25 & 26	93 >
	Workshop Equipment	105 >
	Jack Stands	106 >
	Bottle Jacks	108 >
	Trolley Jacks	110 >
	Balloon Jacks	112 >
	Air Hydraulic Jacks	114 >
	Workshop Presses	116 >
	Workshop Cranes	118 >
	Wheel Dollies	120 >
	Torque Wrenches	122 >
	Work Light	124 >
	Jump Starters	125 >
	Accessories	126 >
	Air Line Network FRLs - Hoses - Couplings - Lubrication - Balancers	127 >
	Compressors	147 >
	Safety Instructions - Sound & Vibration - Index - Conversion Table	151 >

QR CODES



On most pages, QR codes let you extend your reading and get more information about our products in seconds. Flash them with your smartphone and enjoy!



SPARES AND ACCESSORIES

Original CP parts and genuine accessories are available for your Chicago Pneumatic tools. Follow this logo to find the dedicated spare kit and accessories selection listed at the end of each product section.

GENERAL MECHANICS



TIRE SHOPS



BODYSHOPS



CATALOG GUIDE

Applications — Color-coded tabs
Quickly find product categories

New product focus with QR code —

CP parts and genuine accessories found on last page of each section —

Table of characteristics find part number for ordering —

Features & benefits Main product features, & how they help the operator —

Similar product(s) in the range —

APPLICATIONS



GENERAL MECHANICS



TIRE SHOPS



BODY SHOPS



IMPACT & RATCHET WRENCHES



▶ IMPACT WRENCHES

An impact wrench delivers a series of rotary blows to a fastener, producing torque. Chicago Pneumatic impact wrenches offer optimal power-to-weight ratio, fast rundown and great user comfort.

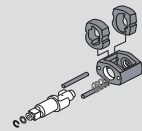
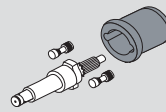
▶ RATCHET WRENCHES

For fastening applications in tight and difficult to access areas, CP offers a wide range of ratchet wrenches with various square drive sizes and up to 90 ft-lbs (122Nm).

SELECT THE CLUTCH TYPE BEST FOR YOUR APPLICATION

DYNA-FACT:

An extremely smooth clutch for better operator comfort which provides a high power to weight ratio

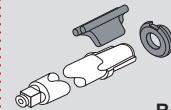
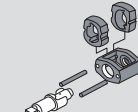


Spring Hammer:

Evolution of the Twin hammer design which incorporates a spring for smoother operation

Twin Hammer:

All around clutch with a high ultimate torque and high power to weight ratio



Rocking dog clutch:

Ideal for very soft joints and provides high speed rundown



S2S Technology is the market's most convenient one handed impact wrench design. The operator can change between forward & reverse with one hand in any position.

There is less stress/fatigue on operator's wrist and arm when changing between forward & reverse.

When using conditioned air at 90 psi, tightening and loosening of a fastener should not exceed 5 seconds. Excessive runtime to reach higher torques will decrease tool life. If the desired operation is not completed within 5 seconds, a higher performance tool is recommended.

CHOOSE THE RETAINER YOU NEED

A wide selection of retainers provides versatility for every type of application. From simple friction ring retention for easy socket change to dual retention and spline configurations for maximum power transfer and safety.

- Hole for pin o-ring type retention
- Friction Ring for rapid socket change
- Dual (Hole + Friction) for versatility
- Quick Change for screwdriver bits or torsion bars
- Spline for maximum torque transfer and durability



IMPACT WRENCHES

Impact 1/4" & 3/8"



3/8"



CP721

COMFORT
& DURABILITY

FEATURES

- Rocking dog clutch in oil bath
- Built-in power regulator
- Ergonomic handle

BENEFITS

- Smooth operation and good durability
- Comfort and compact for easy access
- Great tool on soft joints for general maintenance



3/8"



CP7721

15% SMALLER THAN ANY
OTHER BUTTERFLY IMPACTS

FEATURES

- 5.5 in. / 140 mm length, provides easier access to hard to reach places
- 1.16 lbs. / 0.53 Kg
- 80 ft.lbs. / 110 Nm in reverse
- Single hammer mechanism & Aluminum housing
- Power regulator in the back: 3 positions on both sides
- Butterfly shift for forward / reverse
- Built-in 180° air inlet swivel
- Ideal tool for transmission and engine repair works, body panels, oil pans, ignitions, motor cycle repair and vehicle seats

BENEFITS

- Compact
- Lightweight
- Powerful
- Easy operation
- Durable



CP7721

CP7711

Same features as CP7721
with 1/4" square drive



See accessories on pages 21, 25 & 26

MODEL	PART NUMBER	OUTPUT DRIVE	FREE SPEED	WORKING TORQUE (FW)		MAX TORQUE (REV)		AVERAGE AIR CONS.		AIR CONS. @ LOAD		OVERALL LENGTH		NET WEIGHT		AIR INLET
		in.	rpm	ft.lb	Nm	ft.lb	Nm	cfm	l/s	cfm	l/s	in.	mm	lb	kg	NPTF
CP721	T021963	3/8	11,000	5-50	7-68	75	102	2.5	1.2	10	4.7	5.75	146	2.6	1.2	1/4"
CP7721	894 107 7210	3/8	15,000	6.6-59	9-80	81	110	1.5	0.7	6	2.9	5.5	140	1.1	0.5	1/4"
CP7711	894 107 7110	1/4	15,000	6.6-59	9-80	81	110	1.5	0.7	6	2.9	5.5	140	1.1	0.5	1/4"

All models: Hose int. 3/8" (10 mm) - @90 PSI (@6.3 Bar)

Listed specifications are for reference only. Please check documents in each tool.

Distributed by

Applifast.



applifast.com

Toll Free 1 800 563 1293



Impact 3/8" & 1/2"



3/8" 



CP724H

COMPACT & DURABLE

FEATURES

- Pin clutch mechanism in oil bath
- Single handed push button forward / reverse
- Curved handle with Thermo-Plastic Rubber injected in housing for a durable and comfortable grip.
- Resistant to most workshop chemicals
- 360° swivel air inlet
- Teasing trigger

BENEFITS

- Compact
- Durable
- Easy to handle
- Rugged

CP726H
Same features as CP724H with 1/2" square drive



3/8" 



CP7729

SIDE-2-SIDE: UNIQUE REVERSE TECHNOLOGY FOR PERFECT BALANCE & POWER

FEATURES

- Twin hammer clutch
- Composite handle and magnesium clutch housing
- S2S technology and 3 positive power settings

BENEFITS

- The most powerful 3/8" in its class
- Maximize operator comfort with an extremely light and well balanced design
- Most convenient and unique fwd/rev technology in the market



1/2" 



CP7739

SIDE-2-SIDE: UNIQUE REVERSE TECHNOLOGY FOR PERFECT BALANCE & POWER

FEATURES

- Twin hammer clutch
- Composite handle and magnesium clutch housing
- S2S technology and 3 positive power settings

BENEFITS

- General Maintenance
- Maximize operator comfort with an extremely light & well balanced tool
- Most convenient and unique fwd/rev technology in the market



See accessories on pages 21, 25 & 26

MODEL	PART NUMBER	OUTPUT DRIVE		FREE SPEED		WORKING TORQUE (FW)		MAX TORQUE (REV)		AVERAGE AIR CONS.		AIR CONS. @ LOAD		OVERALL LENGTH		NET WEIGHT		AIR INLET
		in.	rpm	ft.lb	Nm	ft.lb	Nm	cfm	l/s	cfm	l/s	in.	mm	lb	kg	NPTF		
CP724H	894 100 7241	3/8	9,600	68-190	92-257	200	271	3.8	1.7	15	7.1	5.7	146	3.1	1.4	1/4"		
CP726H	894 100 7261	1/2	9,600	68-190	92-257	200	271	3.8	1.7	15	7.1	5.7	146	3.1	1.4	1/4"		
CP7729	894 107 7290	3/8	9,400	50-300	68-407	415	563	5.0	2.4	20	9.4	6.4	163	2.8	1.3	1/4"		
CP7739	894 107 7390	1/2	9,900	50-305	68-414	450	610	5.0	2.4	20	9.4	6.4	163	2.8	1.2	1/4"		

All models: Hose int. 3/8" (10 mm) - @90 PSI (@6.3 Bar)

Listed specifications are for reference only. Please check documents in each tool.

IMPACT WRENCHES

Impact 1/2"



CP7732C

1/2"



ULTRA
LIGHTWEIGHT,
EASY
OPERATION
AND COMPACT

- Ultra Lightweight
- Easy operation
- Compact
- Powerful
- Durable

CP7731C

Same features as
CP7732C with 3/8"
square drive



52-285 ft.lb
70-387 Nm



460 ft.lb
625 Nm



9,410

- 2.1 lbs. – 1.0 Kg
- 460 ft.lbs - 625 Nm of maximum torque in reverse
- 4 1/4 in – 108 mm length
- Jumbo hammer mechanism
- Steel motor
- Aluminum clutch housing
- Composite housing with curved handle with Thermo-Plastic Rubber injected
- S2S: 1 hand Forward – Reverse operation
- New power setting system: 1 hand-operation behind the trigger
- 2 positions in reverse: max and lower torque
- 2 positions in forward: max and low torque
- Socket retainer ring
- Full teasing trigger



See accessories on pages 21, 25 & 26

MODEL	PART NUMBER	OUTPUT DRIVE		FREE SPEED		WORKING TORQUE (FW)		MAX TORQUE (REV)		AVERAGE AIR CONS.		AIR CONS. @ LOAD		OVERALL LENGTH		NET WEIGHT		AIR INLET
		in.	rpm	ft.lb	Nm	ft.lb	Nm	cfm	l/s	cfm	l/s	in.	mm	lb	kg	NPTF		
CP7732C	894 107 7321	1/2	9,410	52-285	70-387	460	625	5.5	2.6	22	10.2	4.3	108	2.2	1.0	1/4"		
CP7731C	894 107 7311	3/8	9,000	61-289	83-392	345	469	4.2	2	16.7	7.9	4.2	108	2.2	1.0	1/4"		

All models: Hose int. 3/8" (10 mm) - @90 PSI (@6.3 Bar)

Listed specifications are for reference only. Please check documents in each tool.

Distributed by

Applifast.



applifast.com

Toll Free 1 800 563 1293



Impact 1/2"



CP7737

1/2"



**MORE COMPACT,
LIGHTER, MORE
POWERFUL AND
DURABLE THAN
COMPETITION**

- High Durability
- Compact
- Powerful
- Comfort
- Great Control
- Easy Operation
- Single handed Forward – Reverse operation
- 3 positions in forward and 1 in reverse



CP7727

Same features as CP7737 with 3/8" square drive



25-165 ft.lb
34-224 Nm



220 ft.lb
300 Nm



9,000

- Jumbo hammer mechanism
- Steel motor
- Composite cover
- Direct drive transmission mechanism
- 9.8 in -240 mm length & 3.46 in. (88 mm) height
- 220 ft.lbs - 300 Nm of maximum torque in reverse (for 1/2" model)
- 2.46 lbs. – 1.12 Kg
- Over molded composite and ergonomic handle to fit perfectly in hand
- Full teasing trigger
- Single handed Forward – Reverse operation
- 3 positions in forward and 1 in reverse
- Socket retainer ring



See accessories on pages 21, 25 & 26

MODEL	PART NUMBER	OUTPUT DRIVE		FREE SPEED		WORKING TORQUE (FW)		MAX TORQUE (REV)		AVERAGE AIR CONS.		AIR CONS. @ LOAD		OVERALL LENGTH		NET WEIGHT		AIR INLET
		in.	rpm	ft.lb	Nm	ft.lb	Nm	cfm	l/s	cfm	l/s	in.	mm	lb	kg	NPTF		
CP7737	894 107 7370	1/2	9,000	25-165	34-224	220	300	4.0	1.9	16	7.5	9.4	240	2.5	1.1	1/4"		
CP7727	894 107 7270	3/8	8,510	20-140	26-192	185	250	4.0	1.9	16	7.4	9.4	240	2.5	1.1	1/4"		

All models: Hose int. 3/8" (10 mm) - @90 PSI (@6.3 Bar)

Listed specifications are for reference only. Please check documents in each tool.



IMPACT WRENCHES

Impact 1/2"



1/2"



CP7732

ULTRA COMPACT & POWERFUL

FEATURES

- Steel front cover & aluminum body
- One hand operation forward – reverse by either left or right handed users
- Easily adjustable for either right or left handed operation
- 3 setting positions
- Only 4.4" long
- Jumbo hammer

BENEFITS

- Best power to weight ratio: 450 ft-lbs / 610 Nm
- Ultra compact
- Easy to use
- Durable

CP7731

Same features as CP7732 with 3/8"



1/2"



CP7620

COMPACT & DURABLE

FEATURES

- Pin clutch mechanism in oil bath
- Single handed push button fwd/rev with 2 power settings
- Full power in reverse
- Two stage teasing trigger
- Curved handle
- Aluminum body with composite clutch cover
- Through handle air exhaust and 360° air inlet swivel

BENEFITS

- Compact
- Durable
- Rugged
- Easy to operation
- Operator comfort with smooth clutch mechanism & curved handle
- A powerful yet economical tool ideal for general repair, transmission work, exhaust systems, and body shops

CP7620-2

Same features as CP7620 with 2" (51 mm) extended anvil



CP7620 Kit

See details on page 21



1/2"



CP7736

GREAT PERFORMANCE AND DURABILITY

FEATURES

- 670 ft. lbs. - 900 Nm max in reverse
- Twin hammer mechanism and steel motor
- Well balanced minimizing wrist strain
- Ergonomic handle fits perfectly in the hand
- Suited for all maintenance applications
- Ideal for:
 - Passenger vehicle tire changing
 - Light truck tire changing
 - MRO applications
- 3 power settings in forward and one in reverse

BENEFITS

- Powerful
- Durable
- Comfort and compact
- Versatile
- Easy to use
- Best ratio price performance in its class

CP7736-2

Same features as CP7736 with 2" (51 mm) extended anvil



Also available page 94



See accessories on pages 21, 25 & 26

MODEL	PART NUMBER	OUTPUT DRIVE		FREE SPEED	WORKING TORQUE (FW)		MAX TORQUE (REV)		AVERAGE AIR CONS.		AIR CONS. @ LOAD		OVERALL LENGTH		NET WEIGHT		AIR INLET
		in.	rpm		ft.lb	Nm	ft.lb	Nm	cfm	l/s	cfm	l/s	in.	mm	lb	kg	
CP7732	894 107 7320	1/2	9,000	102-310	138-420	450	610	5.0	2.4	19.6	9	4.4	112	2.9	1.3	1/4"	
CP7731	894 107 7310	3/8	6,400	71-240	96-328	305	415	4.5	2.1	18	8.3	4.4	112	2.9	1.3	1/4"	
CP7620	894 107 6200	1/2	10,000	25-310	34-420	425	576	4.2	2	17.7	8.4	7.1	180	5.1	2.3	1/4"	
CP7620-2	894 107 6202	1/2	10,000	25-310	34-420	425	576	4.2	2	17.7	8.4	9.1	230	5.7	2.6	1/4"	
CP7736	894 107 7360	1/2	10,020	51-570	69-770	665	900	4.4	2.1	18	8.3	7.6	192	5.7	2.6	1/4"	
CP7736-2	894 107 7362	1/2	10,020	51-570	69-770	665	900	4.4	2.1	18	8.3	9.6	243	6.5	2.9	1/4"	

All models: Hose int. 3/8" (10 mm) - @90 PSI (@6.3 Bar)

Listed specifications are for reference only. Please check documents in each tool.



Impact 1/2"



CP7748

1/2"



DURABLE, POWERFUL & ERGONOMIC

- Most powerful tool in its class: 922 ft.lbs – 1,250 Nm of maximum real torque in reverse
- Lightweight composite housing
- Contoured comfort grip handle with TPR injected handle
- Smooth Forward / Reverse
- Switch on back
- Suited for all maintenance applications: Passenger vehicle and light truck



CP7748-2

Same features as CP7748 with 2" (51 mm) extended anvil



75-580 ft.lb
102-786 Nm



922 ft.lb
1,250 Nm



8,200

- Single handed forward/reverse
- Aluminum clutch & back housing
- Friction ring socket retainer
- Full teasing trigger
- Ergonomic curved design and smaller diameter
- Handle for better grip and balance
- Twin hammer clutch mechanism
- 360° swivel air inlet



See accessories on pages 21, 25 & 26

MODEL	PART NUMBER	OUTPUT DRIVE		FREE SPEED		WORKING TORQUE (FW)		MAX TORQUE (REV)		AVERAGE AIR CONS.		AIR CONS. @ LOAD		OVERALL LENGTH		NET WEIGHT		AIR INLET
		in.	rpm	ft.lb	Nm	ft.lb	Nm	cfm	l/s	cfm	l/s	in.	mm	lb	kg	NPTF		
CP7748	894 107 7480	1/2	8,200	75-580	102-786	920	1,250	6.2	3	25	12	7.8	200	4.6	2.0	1/4"		
CP7748-2	894 107 7482	1/2	8,200	75-580	102-786	920	1,250	6.2	3	25	12	9.8	250	5.1	2.4	1/4"		

All models: Hose int. 3/8" (10 mm) - @90 PSI (@6.3 Bar)

Listed specifications are for reference only. Please check documents in each tool.



IMPACT WRENCHES

Impact 1/2"



1/2"



CP7748TL

TORQUE LIMITED IN FORWARD AND EXTREME TORQUE IN REVERSE

FEATURES

- 2 power positions: Forward - torque limited, Reverse - full power
- 66-70 ft. lbs. - 90-96 Nm in torque limited position in forward
- Aluminum clutch & rear housings
- Universal & durable twin hammer mechanism
- Full teasing trigger
- 360° swivel air inlet

BENEFITS

- Quickly and easily snug bolts without over tightening and damaging studs
- One Hand Operation: 2 power setting positions
- Low sound level
- Suited for all light vehicle tire changing applications



1/2"



CP7748TL-2

TORQUE LIMITED IN FORWARD AND EXTREME TORQUE IN REVERSE

FEATURES

- 2" extended anvil
- 2 power positions: Forward - torque limited, Reverse - full power
- 66-70 ft. lbs. - 90-96 Nm in torque limited position in forward
- Aluminum clutch & rear housings
- Universal & durable twin hammer mechanism
- Full teasing trigger
- 360° swivel air inlet

BENEFITS

- Quickly and easily snug bolts without over tightening and damaging studs
- One Hand Operation: 2 power setting positions
- Low sound level
- Suited for all light vehicle tire changing applications

The CP7748TL series is intended to be used as a "snugging" tool prior to final tightening with a calibrated torque wrench to reach the car manufacturer's specified torque rating for wheel assembly.



CP7748TL



See accessories on pages 21, 25 & 26

MODEL	PART NUMBER	OUTPUT DRIVE	FREE SPEED	WORKING TORQUE (FW)		MAX TORQUE (REV)		AVERAGE AIR CONS.		AIR CONS. @ LOAD		OVERALL LENGTH		NET WEIGHT		AIR INLET
		in.	rpm	ft.lb	Nm	ft.lb	Nm	cfm	l/s	cfm	l/s	in.	mm	lb	kg	NPTF
CP7748TL	894 107 7484	1/2	8,200	66-70	90-96	920	1,250	5.5	2.5	22	10	7.8	200	4.8	2.2	1/4"
CP7748TL-2	894 107 7485	1/2	8,200	66-70	90-96	920	1,250	5.5	2.5	22	10	9.8	250	5.3	2.4	1/4"

All models: Hose int. 3/8" (10 mm) - @90 PSJ (@6.3 Bar)

Listed specifications are for reference only. Please check documents in each tool.

Distributed by

Applifast.



applifast.com

Toll Free 1 800 563 1293



Impact 1/2"



CP7749

1/2"



POWERFUL & LIGHTWEIGHT

- Maximize operator comfort with an extremely well balanced tool
- Most convenient and unique reverse technology in the market



CP7749-2

Same features as CP7749 with 2" (51 mm) extended anvil



100-522 ft.lb
135-704 Nm



955 ft.lb
1,300 Nm



9,000

- Twin hammer clutch
- Composite handle and magnesium clutch housing
- S2S technology and 3 positive power settings
- Full power in reverse up to 955 ft.lbs (1,300 Nm)
- Lightweight and low noise level tool



See accessories on pages 21, 25 & 26

MODEL	PART NUMBER	OUTPUT DRIVE	FREE SPEED	WORKING TORQUE (FW)		MAX TORQUE (REV)		AVERAGE AIR CONS.		AIR CONS. @ LOAD		OVERALL LENGTH		NET WEIGHT		AIR INLET
		in.	rpm	ft.lb	Nm	ft.lb	Nm	cfm	l/s	cfm	l/s	in.	mm	lb	kg	NPTF
CP7749	894 107 7491	1/2	7,000	100-520	135-704	955	1,300	6.2	3	25	12	6.7	171	4.0	1.8	1/4"
CP7749-2	894 107 7493	1/2	7,000	100-520	135-704	955	1,300	6.2	3	25	12	8.7	221	4.6	2.0	1/4"

All models: Hose int. 3/8" (10 mm) - @90 PSI (@6.3 Bar)

Listed specifications are for reference only. Please check documents in each tool.



IMPACT WRENCHES

Impact 3/4"



CP7762



3/4"



**ULTRA
COMPACT,
LIGHTWEIGHT
AND POWERFUL**

- ULTRA Compact
- Lightweight
- Powerful
- Operator Comfort & Easy to handle
- High Durability
- Optimum Handle Design



150-670 ft.lb
200-900 Nm



1,050 ft.lb
1,420 Nm



4,850

- 6.2 in / 158.7 mm length for restricted working areas
- 6.6 lbs. / 3.0 kg for less operator fatigue
- 1050 ft.lbs / 1420 Nm in reverse for high productivity
- Side2Side forward and reverse system
- Full teasing trigger
- One hand Forward & Reverse speed regulator button
- Steel motor
- Twin Hammer mechanism
- Aluminum housing
- Ergonomic P-handle with full teasing trigger
- Perfect weight distribution



See accessories on pages 21, 25 & 26

MODEL	PART NUMBER	OUTPUT DRIVE	FREE SPEED	WORKING TORQUE (FW)		MAX TORQUE (REV)		AVERAGE AIR CONS.		AIR CONS. @ LOAD		OVERALL LENGTH		NET WEIGHT		AIR INLET
		in.	rpm	ft.lb	Nm	ft.lb	Nm	cfm	l/s	cfm	l/s	in.	mm	lb	kg	NPTF
CP7762	894 107 7620	3/4	4,850	150-670	200-900	1,050	1,420	8.8	4.1	34.75	16.4	6.2	158	6.4	2.9	3/8"

All models: Hose int. 3/8" (10 mm) - @90 PSI (@6.3 Bar)

Listed specifications are for reference only. Please check documents in each tool.

Distributed by

Applifast.



applifast.com

Toll Free 1 800 563 1293



Impact 3/4"



3/4"



CP7630
POWERFUL AND
VERSATILE

FEATURES

- Well balanced minimizing wrist strain
- Handle fits perfectly in the hand
- Suited for all maintenance applications
 - Vans & Heavy vehicle mechanical repair
 - MRO applications

BENEFITS

- Powerful
- Comfort & compact
- Versatile
- Best ratio price performance in its class



3/4"



CP7763
COMPACT
& POWERFUL

FEATURES

- 3/4" impact wrench with Ring retainer
- Twin hammer clutch
- High power: 1,200 ft.lbs (1,630 Nm)
- Combined power regulator with forward/reverse

BENEFITS

- Ideal for general maintenance
- Powerful motor and durable clutch
- Operator comfort



3/4"



CP7769
POWERFUL,
LIGHTWEIGHT
& COMPACT

FEATURES

- 3/4" composite impact wrench with dual retainer (hole + ring)
- 1,440 ft.lbs (1,950Nm) of maximum torque in reverse
- Insulating and lightweight composite handle
- S2S easy one handed forward reverse
- Full teasing trigger

BENEFITS

- Powerful impact for general maintenance
- Maximize operator comfort: lightweight and balanced design
- Energy savings: low air consumption

CP7630-6

Same features as CP7630 with 6" (152 mm) extended anvil

CP7763-6

Same features as CP7763 with 6" (152 mm) extended anvil

CP7769-6

Same features as CP7769 with 6" (152 mm) extended anvil



See accessories on pages 21, 25 & 26

Also available page 94

MODEL	PART NUMBER	OUTPUT DRIVE	FREE SPEED	WORKING TORQUE (FW)		MAX TORQUE (REV)		AVERAGE AIR CONS.		AIR CONS. @ LOAD		OVERALL LENGTH		NET WEIGHT		AIR INLET
		in.	rpm	ft.lb	Nm	ft.lb	Nm	cfm	l/s	cfm	l/s	in.	mm	lb	kg	NPTF
CP7630	894 107 6300	3/4	6,900	130-810	177-1,097	1,100	1,500	5.1	2.4	21	9.7	9.45	240	10.7	4.8	3/8"
CP7630-6	894 107 6306	3/4	7,000	130-810	177-1,097	1,100	1,500	5.1	2.4	21	9.7	15.35	390	10.9	5.0	3/8"
CP7763	894 107 7630	3/4	6,300	100-950	136-1,288	1,200	1,630	7.5	3.5	30	14.2	8.8	229	11.6	5.3	3/8"
CP7763-6	894 107 7636	3/4	6,300	100-950	136-1,288	1,200	1,630	7.5	3.5	30	14.2	15	381	13.9	6.3	3/8"
CP7769	894 107 7690	3/4	7,000	300-1,080	407-1,464	1,440	1,950	7.8	3.7	31	14.7	8.4	214	7.4	3.4	3/8"
CP7769-6	894 107 7696	3/4	7,000	300-1,080	407-1,464	1,440	1,950	7.8	3.7	31	14.7	14.4	365	8.8	4.0	3/8"

All models: Hose int. 3/8" (10 mm) - @90 PSI (@6.3 Bar)

Listed specifications are for reference only. Please check documents in each tool.

IMPACT WRENCHES

Impact 3/4" & 1"



3/4"



CP7763D

LIGHTWEIGHT,
POWERFUL,
EASY TO USE

FEATURES

- 14.3 lbs. – 6.5 kg
- 1,300 ft.lbs. / 1760 Nm in reverse
- Twin hammer mechanism
- Steel motor
- Intuitive Forward / Reverse lever & power regulator on both sides
- 4 position power settings on both sides
- Side handle with soft touch grip
- Down exhaust
- Aluminum housing
- Composite cover on the clutch housing
- Socket retainer ring

BENEFITS

- Great Performance
- Lightweight
- Comfort
- Easy to Use
- Rugged and Robust
- Easy Operation

CP7763D-6



Same features as CP7763D



1"



CP7773

COMPACT
& POWERFUL

FEATURES

- Twin hammer clutch
- High power: 1200 ft.lbs (1627 Nm)
- Compact size and only 12,1 lbs (5.25 kg)
- Combined power regulator with forward/ reverse

BENEFITS

- Ideal for general maintenance applications
- Powerful motor and durable clutch
- Operator comfort due to reduced noise level



1"



CP7779

POWERFUL,
LIGHTWEIGHT
& COMPACT

FEATURES

- 1" composite impact wrench with dual retainer (hole + ring)
- 1,440 ft.lbs (1,950Nm) of maximum torque in reverse
- Insulating and lightweight composite handle
- S2S easy forward reverse
- Full teasing developed trigger

BENEFITS

- Powerful impact for general maintenance
- Maximize operator comfort: lightweight and balanced design
- Energy savings: low air consumption



CP7779



See accessories on pages 21, 25 & 26

MODEL	PART NUMBER	OUTPUT DRIVE	FREE SPEED	WORKING TORQUE (FW)		MAX TORQUE (REV)		AVERAGE AIR CONS.		AIR CONS. @ LOAD		OVERALL LENGTH		NET WEIGHT		AIR INLET
		in.	rpm	ft.lb	Nm	ft.lb	Nm	cfm	l/s	cfm	l/s	in.	mm	lb	kg	NPTF
CP7763D	894 107 7631	3/4	6,600	250-1,070	340-1,450	1,300	1,760	10.3	4.8	41	19.3	11.4	290	14.3	6.5	1/2"
CP7763D-6	894 107 7637	3/4	6,600	250-1,070	340-1,450	1,300	1,760	10.3	4.8	41	19.3	17.5	445	16.1	7.3	1/2"
CP7773	894 107 7730	1	6,300	100-950	136-1,288	1,200	1,630	7.5	3.5	30	14.2	9.2	234	12.1	5.5	3/8"
CP7779	894 107 7790	1	7,000	300-1,080	407-1,464	1,440	1,950	7.8	3.7	31	14.7	8.7	221	7.7	3.5	3/8"

All models: Hose int. 1/2" (13 mm) - @90 PSI (@6.3 Bar)

Listed specifications are for reference only. Please check documents in each tool.

Distributed by

Applifast.



applifast.com

Toll Free 1 800 563 1293

Impact 1"



1" 



CP7776

HIGH TORQUE & COMFORT

FEATURES

- Pin-less closed reinforced rocking dog clutch mechanism
- TPR handle & side handle
- Regulator integrated in forward/reverse knob with 3 positions power setting in both directions
- Rubber bumper to protect both application and tool
- Dual socket retention, hole and friction ring
- Angled down exhaust blows air away from work place

BENEFITS

- High Torque & Powerful
- Durable
- Comfort & Great Handling
- Useful

CP7776-6

Same features as CP7776 with 6" (152mm) extended anvil



1" 



CP7773D

LIGHTWEIGHT, POWERFUL, EASY TO USE

FEATURES

- 14.5 lbs. – 6.6 kg
- 1,300 ft.lbs. / 1760 Nm in reverse
- Twin hammer mechanism
- Steel motor
- Intuitive Forward / Reverse lever & power regulator on both sides
- 4 position power settings on both sides
- Side handle with soft touch grip
- Down exhaust
- Aluminum housing
- Composite cover on the clutch housing
- Socket retainer ring

BENEFITS

- Great Performance
- Lightweight
- Comfort
- Easy to Use
- Rugged and Robust
- Easy Operation

CP7773D-6



Same features as CP7773D



CP7776



See accessories on pages 21, 25 & 26

MODEL	PART NUMBER	OUTPUT DRIVE		FREE SPEED		WORKING TORQUE (FW)		MAX TORQUE (REV)		AVERAGE AIR CONS.		AIR CONS. @ LOAD		OVERALL LENGTH		NET WEIGHT		AIR INLET
		in.	rpm	ft.lb	Nm	ft.lb	Nm	cfm	l/s	cfm	l/s	in.	mm	lb	kg	NPTF		
CP7776	894 107 7760	1	5,000	704-1,530	955-2,073	1,770	2,400	8.2	3.9	33	15.6	11.4	289	24.7	11.2	1/2"		
CP7776-6	894 107 7766	1	5,000	704-1,530	955-2,073	1,770	2,400	8.2	3.9	33	15.6	17.6	447	27.8	12.6	1/2"		
CP7773D	894 107 7731	1	6,600	250-1,070	340-1,450	1,300	1,760	10.3	4.8	41	19.3	11.4	290	14.5	6.6	1/2"		
CP7773D-6	894 107 7737	1	6,600	250-1,070	340-1,450	1,300	1,760	10.3	4.8	41	19.3	17.5	445	16.3	7.4	1/2"		

All models: Hose int. 1/2" (13 mm) - @90 PSI (@6.3 Bar)

Listed specifications are for reference only. Please check documents in each tool.



IMPACT WRENCHES

Impact 1" & #5



1"



CP7782-6

HIGH TORQUE & COMFORT

FEATURES

- Pinless closed reinforced rocking dog impact mechanism
- Dual socket retention, hole and friction ring
- Ergonomic side handle
- Full teasing trigger
- Regulator with integrated forward/reverse with 3-position power settings in both directions

BENEFITS

- Highly efficient, yet economical, motor with durable reinforced clutch mechanism
- Durable impact wrench with great power for the toughest jobs on heavy vehicles

CP7782

Same features as CP7782-6 with 1" short anvil

CP7782-SP6

Same features as CP7782-6 with #5 spline



NEW

1"



CP7783-6

LIGHTWEIGHT, POWERFUL AND SUPER DURABLE

FEATURES

- 1770 ft.lbs / 2400 Nm max torque in reverse for high productivity
- 20.9 lbs. / 9.5 kg for reduced operator fatigue
- Pinless closed reinforced rocking dog mechanism
- Features an adjustable top or down exhaust
- Regulator integrated in forward/reverse button with 3 power settings in both directions
- Top or down exhaust, easy and quick to change
- Four positions for D-handle placement to provide ultimate operator comfort
- Forward/Reverse regulator with 3 power settings in both directions
- Rubber bumper protecting both applications & tool (included)

BENEFITS

- Powerful
- Lightweight
- SUPER Durability
- Operator Comfort & Easy to Use
- User Friendly
- Convenient
- Useful
- Shock Absorbing

CP7783

Same features as CP7783-6 with 1" short anvil



1"



CP5000

MOST POWERFUL

FEATURES

- Rocking dog clutch
- Four position power setting throttle for ease of use
- Convenient reverse valve
- 7" extended anvil

BENEFITS

- Unmatched durability with reliable mechanism & durable housing
- Excellent for off-road equipment



Also available page 93



See accessories on pages 21, 25 & 26

MODEL	PART NUMBER	OUTPUT DRIVE	FREE SPEED	WORKING TORQUE (FW)		MAX TORQUE (REV)		AVERAGE AIR CONS.		AIR CONS. @ LOAD		OVERALL LENGTH		NET WEIGHT		AIR INLET
		in.	rpm	ft.lb	Nm	ft.lb	Nm	cfm	l/s	cfm	l/s	in.	mm	lb	kg	NPTF
CP7782-6	894 107 7826	1	5,200	370-1,475	500-2,000	1,920	2,600	10.0	4.8	40.7	19.2	20.4	520	25.6	11.6	1/2"
CP7782	894 107 7820	1	5,200	370-1,475	500-2,000	1,920	2,600	10.0	4.8	40.7	19.2	14.7	370	22.2	10.1	1/2"
CP7782-SP6	894 107 7821	#5	5,200	370-1,475	500-2,000	1,920	2,600	10.0	4.8	40.7	19.2	20.4	520	25.6	11.6	1/2"
CP7783-6	894 107 7836	1	6,200	413-1,253	560-1,700	1,770	2,400	10.1	4.75	40.4	19	19.6	500	20.9	9.5	1/2"
CP7783	894 107 7830	1	6,200	413-1,253	560-1,700	1,770	2,400	10.1	4.75	40.4	19	13.7	350	18.5	8.4	1/2"
CP5000	T024585	1	3,700	185-2,065	240-2,800	2,500	3,390	11.9	5.6	52	25	22.5	572	35.7	16.2	1/2"

All models: Hose int. 1/2" (13 mm) - @90 PSI (@6.3 Bar)

Listed specifications are for reference only. Please check documents in each tool.

Distributed by

Applifast.



applifast.com

Toll Free 1 800 563 1293



Spares & Accessories



TUNE-UP KITS & REPAIR KITS

MODEL	TUNE-UP KIT	REPAIR KIT
CP5000	CA148687	
CP721	CA118880	
CP724H	CA155218	CA155310
CP726H	894 017 2563	
CP7620	894 017 2501	
CP7620-2	894 017 2501	
CP7630	894 017 1521	
CP7711/CP7721	894 017 3515	
CP7729	894 016 8742	
CP7731/CP7732	894 017 1649	
CP7731C/CP7732C	894 017 3823	
CP7733	894 015 8860	894 015 8861
CP7733-2	894 015 8860	894 015 8862
CP7737/CP7727	894 017 3935	
CP7739	894 016 8743	
CP7748/7748-2	894 016 9847	
CP7748TL	894 016 9810	
CP7748TL-2	894 016 9810	
CP7749/7749-2	894 016 7481	894 016 7482
CP7762	894 017 2440	
CP7763	894 016 2925	894 016 2927
CP7763D/CP773D	894 017 3716	
CP7763-6	894 016 2925	894 016 2928
CP7763D-6/CP773D-6	894 017 3716	
CP7773	894 016 2926	894 016 2929
CP7774/7774-6	894 016 2697	
CP7776	894 017 2027	
CP7779	894 016 9895	
CP7782	894 016 9847	
CP7782-SP6	894 016 9847	
CP7783/CP7783-6	894 017 3927	

IMPACT KITS



CP7620KIT SAE

Part No. 894 117 6200

Kit includes:

- (1) 1/2" Impact Wrench CP7620
- (1) Bottle of air tool oil
- (5) SAE sockets: 1/2" - 5/8" - 3/4" - 7/8" - 15/16"

CP7620KIT Metric

Part No. 894 127 6200

Kit includes:

- (1) 1/2" Impact Wrench CP7620
- (1) Bottle of air tool oil
- (5) Metric sockets: 14 - 16 - 17 - 19 & 21 mm



CP7748K

Part No. 894 017 2308

Kit includes

- (1) CP7748
- (3) Metric Sockets: 17, 19 & 21 mm
- (1) Foam Insert
- (1) High resistance case

CP7748-2K

Part No. 894 017 3407

Kit includes

- (1) CP7748-2
- (3) Metric Sockets: 17, 19 & 21 mm
- (1) Foam Insert
- (1) High resistance case

CP7748TLK

Part No. 894 017 3405

Kit includes

- (1) CP7748TL
- (3) Metric Sockets: 17, 19 & 21 mm
- (1) Foam Insert
- (1) High resistance case

CP7748TL-2K

Part No. 894 017 3408

Kit includes

- (1) CP7748TL-2
- (3) Metric Sockets: 17, 19 & 21 mm
- (1) Foam Insert
- (1) High resistance case

PROTECTIVE COVERS

TOOL	PART NUMBER
PVC tool cover	
CP724, CP726	CA146522
CP7731, CP7732	894 017 2290
CP7732C	894 017 4064
CP7736	894 017 1700
CP7748	894 017 2171
CP7749	894 017 3269
CP7763	894 016 7498
CP7763D/CP773D	894 017 3710
CP7763D-6/CP773D-6	894 017 3710
CP7769, CP7779	894 016 9917
CP7729, CP7739	894 016 8830



GLOVES

DESCRIPTION	PART NUMBER
Impact Gloves: Medium	894 017 1574
Impact Gloves: Large	894 015 8618
Impact Gloves: X Large	894 015 8619
Impact Gloves: XX Large	894 017 1573



MUFFLERS

TOOL	PART NUMBER
CP7749	894 016 8294
CP7733	894 015 8955



EXHAUST HOSE

TOOL	PART NUMBER
CP7748	894 017 0033



MAGNETIC TOOL HOLDER

TOOL	PART NUMBER
CP9841	894 016 6664

Ideal for 1/2" impacts or smaller



RATCHET WRENCHES

Ratchet 1/4"



1/4"



CP9426

HIGH POWER
& COMPACT

FEATURES

- High power: 27 ft.lbs (35 Nm)
- One of the smallest ratchets only 5.1" (130mm) long
- Rubber grip

BENEFITS

- Most powerful in its class
- Operator comfort
- Compact and lightweight

CP9427

Same features as CP9426 with 3/8" square drive



1/4"



CP824

LIGHTWEIGHT
& HANDY

FEATURES

- Easy speed control
- Extended length

BENEFITS

- Compact and lightweight
- Designed for greater reach in confined areas
- Excellent for under-dashboard work, small engine repair and small fasteners

CP824T

Same features as CP824 with 3/8" square drive



1/4"



CP825

SMALL
& DURABLE

FEATURES

- Progressive teasing throttle
- Small ratchet, only 6.5" (165 mm) long
- Convenient forward and reverse button

BENEFITS

- Ideal for tight access applications
- Compact and lightweight

CP825T

Same features as CP825 with 3/8" square drive



See accessories on pages 24, 25 & 26

MODEL	PART NUMBER	OUTPUT DRIVE	FREE SPEED	TORQUE RANGE				AVERAGE AIR CONS.		AIR CONS. @ LOAD		OVERALL LENGTH		NET WEIGHT		AIR INLET
				MIN.	MAX		cfm	l/s	cfm	l/s	in.	mm	lb	kg		
		in.	rpm	ft.lb	Nm	ft.lb	Nm									NPTF
CP9426	615 191 9426	1/4	270	5	7	27	35	3.0	1.4	12	5.6	5.1	128	1.1	0.5	1/4"
CP9427	615 191 9427	3/8	270	5	7	27	35	3.0	1.4	12	5.6	5.1	128	1.1	0.5	1/4"
CP824	T025390	1/4	220	4	5	12.5	17	3.8	1.8	15	7	7.8	197	1.13	0.5	1/4"
CP824T	T025391	3/8	220	4	5	12.5	17	3.8	1.8	15	7	7.8	197	1.13	0.5	1/4"
CP825	T023145	1/4	200	5	7	15	21	2.8	1.3	11	5.1	6.5	165	1.9	0.9	1/4"
CP825T	T023190	3/8	200	5	7	15	21	2.8	1.3	11	5.1	6.5	165	1.9	0.9	1/4"

All models: Hose int. 3/8" (10 mm) - @90 PSI (@6.3 Bar)

Listed specifications are for reference only. Please check documents in each tool.

Distributed by

Applifast.



applifast.com

Toll Free 1 800 563 1293



Ratchet 1/4", 3/8"



1/4" 



CP826

DURABILITY & COMFORT

FEATURES

- Faster rundown with 250 rpm
- Exceptional durability with advanced head design that virtually eliminates slippage

BENEFITS

- Compact tool and polyurethane grip for comfort and control
- Excellent for under-dash-board work, small engine repair and small fasteners

CP826T

Same feature as CP826 with 3/8" square drive



3/8" 



CP7830Q

POWERFUL, DURABLE
STURDY ALUMINUM
ALLOY HEAD

FEATURES

- Adjustable side exhaust, low noise
- Progressive teasing throttle
- Highest torque on the market: 90 ft.lbs (122 Nm)
- Convenient grease fitting on the reverse button
- Features CP's patented TriSpring anti-slip head design with protective head cover

BENEFITS

- Advanced head design is powerful, light weight and well balanced
- Ratchets for general maintenance
- Durability and comfort

CP7830HQ

Same features as CP7830Q with 1/2" square drive



CP7830HQ Kit



See details on page 24



3/8" 



CP7829

HIGH SPEED
HIGH POWER
SUPERIOR DURABILITY

FEATURES

- 70 ft.lbs. / 95 Nm
- 225 RPM
- Advanced motor, full caged gear, and head design
- Only 10.7in / 272mm long
- Better access to restricted areas
- 2.7 lbs. / 1.2 kg
- Adjustable side exhaust avoids blowing dirt and dust
- Ergonomic composite grip insulates operator's hand from cold
- Designed for a variety of applications from heavy ones such as transmission, suspension, work till light ones engine repair, dashboard work and general maintenance
- Made in Japan

BENEFITS

- Powerful
- Fast rundown
- High Durability
- Compact
- Lightweight
- Versatile
- Comfort

CP7829H

Same features as CP7829 with 1/2" square drive



See accessories on pages 24, 25 & 26

MODEL	PART NUMBER	OUTPUT DRIVE	FREE SPEED	TORQUE RANGE				AVERAGE AIR CONS.		AIR CONS. @ LOAD		OVERALL LENGTH		NET WEIGHT		AIR INLET
				MIN.		MAX		cfm	l/s	cfm	l/s	in.	mm	lb	kg	NPTF
		in.	rpm	ft.lb	Nm	ft.lb	Nm									
CP826	T025074	1/4	250	5	7	15	21	3.5	1.6	14	6.6	8.0	203	1.13	0.5	1/4"
CP826T	T025075	3/8	250	5	7	15	21	3.5	1.6	14	6.6	8.0	203	1.13	0.5	1/4"
CP7830Q	894 107 8306	3/8	190	10	13	90	122	5.0	2.3	21	8.7	12.0	305	2.7	1.2	1/4"
CP7830HQ	894 107 8308	1/2	190	10	13	90	122	5.0	2.3	21	8.7	12.0	305	2.7	1.2	1/4"
CP7829	894 107 8293	3/8	225	10	15	70	95	4.0	2.0	10.95	5.2	10.7	272	2.72	1.2	1/4"
CP7829H	894 107 8294	1/2	225	10	15	70	95	4.0	2.0	10.95	5.2	10.7	272	2.73	1.2	1/4"

All models: Hose int. 3/8" (10 mm) - @90 PSI (@6.3 Bar)

Listed specifications are for reference only. Please check documents in each tool.



RATCHET WRENCHES

Ratchet 3/8"



3/8"



CP886

HIGH TORQUE
& COMPACT

FEATURES

- Compact head design
- Hardened gears

BENEFITS

- Good durability over other economically priced ratchets
- Easy grip reverse for simple directional changes

CP886H

Same features as CP886 with 1/2" square drive

Spares & Accessories



TUNE-UP KITS & REPLACEMENT HEAD

MODEL	TUNE-UP KIT	REPLA. HEAD
CP7830Q	894 015 8552	894 015 8613
CP7830HQ	894 015 8552	894 015 8614
CP7829	894 017 3666	894 017 3667
CP7829H	894 017 3666	894 017 3668
CP824	CA157871	CA157872
CP824T	CA157871	CA157873
CP825	CA155091	CA155090
CP825T	CA155091	CA155093
CP826	CA155033	CA155034
CP826T	CA156033	CA155035
CP886	CA146437	CA146436
CP886H	CA146437	CA147668
CP9426	205 052 7033	205 052 7043
CP9427	205 052 7033	205 052 7053

RATCHET KIT



CP7830HQB Kit Metric

Part No. 894 377 8308

Kit Includes:

- (1) 1/2" Air Ratchet CP7830HQ
- (5) Metric Sockets: 10 - 13 - 14 - 16 & 17 mm

RATCHET PROTECTOR COVERS



TOOL	PART NUMBER
PVC tool cover	
CP7829 / CP7829H	CA133961
CP7830Q (HQ)	CA147993
CP824	CA157928
CP826 (T)	CA154993
CP825 (T)	CP140128
CP886 (H)	CA133961



Also available page 93



See accessories on pages 24, 25 & 26

MODEL	PART NUMBER	OUTPUT DRIVE	FREE SPEED	TORQUE RANGE				AVERAGE AIR CONS.		AIR CONS. @ LOAD		OVERALL LENGTH		NET WEIGHT		AIR INLET
				MIN.	MAX		cfm	l/s	cfm	l/s	in.	mm	lb	kg	NPTF	
		in.	rpm	ft.lb	Nm	ft.lb	Nm	cfm	l/s	cfm	l/s	in.	mm	lb	kg	NPTF
CP886	T024240	3/8	160	10	13	50	68	4.3	2.0	17	8	10.3	260	2.63	1.2	1/4"
CP886H	T024391	1/2	160	10	13	50	68	4.3	2.0	17	8	10.3	260	2.63	1.2	1/4"

All models: Hose int. 3/8" (10 mm) - @90 PSI (@6.3 Bar)

Listed specifications are for reference only. Please check documents in each tool.

Distributed by

Applifast.



applifast.com

Toll Free 1 800 563 1293

Impact Sockets



SET - 1/4" SQUARE DRIVE IMPACT SOCKETS

MODEL	PART NUMBER	TYPE	NO. OF PIECES	DIMENSIONS
METRIC (mm)				
SS2114	894 016 4436	STANDARD	14	4, 4.5, 5, 5.5, 6, 7, 8, 9, 10, 11, 12, 13, 14 & 15 mm
SS2114D	894 016 4437	DEEP	14	4, 4.5, 5, 5.5, 6, 7, 8, 9, 10, 11, 12, 13, 14 & 15 mm
SS2112G	894 016 4439	MAGNETIC	12	5, 5.5, 6, 7, 8, 9, 10, 11, 12, 13, 14 & 15 mm
SS2112DG	894 016 4440	DEEP MAGNETIC	12	5, 5.5, 6, 7, 8, 9, 10, 11, 12, 13, 14 & 15 mm
SAE (in)				
SS2010	894 016 4441	STANDARD	10	3/16", 7/32", 1/4", 9/32", 5/16", 11/32", 3/8", 7/16", 1/2" & 9/16"
SS2010E	894 016 4442	DEEP	10	3/16", 7/32", 1/4", 9/32", 5/16", 11/32", 3/8", 7/16", 1/2" & 9/16"
SS206U	894 016 4443	UNIVERSAL	6	1/4", 5/16", 3/8", 7/16", 1/2" & 9/16"
SS209G	894 016 4444	MAGNETIC	9	3/16", 7/32", 1/4", 9/32", 5/16", 11/32", 3/8", 7/16" & 1/2"
SS209DG	894 016 4445	DEEP MAGNETIC	9	3/16", 7/32", 1/4", 9/32", 5/16", 11/32", 3/8", 7/16" & 1/2"



SET - 3/8" SQUARE DRIVE IMPACT SOCKETS

MODEL	PART NUMBER	TYPE	NO. OF PIECES	DIMENSIONS
METRIC (mm)				
SS3113	894 016 4446	STANDARD	13	7, 8, 9, 10, 11, 12, 13, 14, 15, 16, 17, 18 & 19 mm
SS3113D	894 016 4447	DEEP	13	7, 8, 9, 10, 11, 12, 13, 14, 15, 16, 17, 18 & 19 mm
SS3110U	894 016 4448	UNIVERSAL	10	10, 11, 12, 13, 14, 15, 16, 17, 18 & 19 mm
SS3110DU	894 016 4449	DEEP UNIVERSAL	10	10, 11, 12, 13, 14, 15, 16, 17, 18 & 19 mm
SS3113G	894 016 4450	MAGNETIC	13	7, 8, 9, 10, 11, 12, 13, 14, 15, 16, 17, 18 & 19 mm
SS3113DG	894 016 4451	DEEP MAGNETIC	13	7, 8, 9, 10, 11, 12, 13, 14, 15, 16, 17, 18 & 19 mm
SAE (in)				
SS3012	894 016 4452	STANDARD	12	5/16", 3/8", 7/16", 1/2", 9/16", 5/8", 11/16", 3/4", 13/16", 7/8", 15/16" & 1"
SS3012D	894 016 4453	DEEP	12	5/16", 3/8", 7/16", 1/2", 9/16", 5/8", 11/16", 3/4", 13/16", 7/8", 15/16" & 1"
SS3012U	894 016 4454	UNIVERSAL	12	5/16", 3/8", 7/16", 1/2", 9/16", 5/8", 11/16", 3/4", 13/16", 7/8", 15/16" & 1"
SS3012DU	894 016 4455	DEEP UNIVERSAL	12	5/16", 3/8", 7/16", 1/2", 9/16", 5/8", 11/16", 3/4", 13/16", 7/8", 15/16" & 1"
SS309G	894 016 4456	MAGNETIC	9	1/4", 5/16", 3/8", 7/16", 1/2", 9/16", 5/8", 11/16" & 3/4"
SS309DG	894 016 4457	DEEP MAGNETIC	9	1/4", 5/16", 3/8", 7/16", 1/2", 9/16", 5/8", 11/16" & 3/4"



SET - 1/2" SQUARE DRIVE IMPACT SOCKETS

MODEL	PART NUMBER	TYPE	NO. OF PIECES	DIMENSIONS
METRIC (mm)				
SS4114	894 016 4458	STANDARD	14	10, 11, 12, 13, 14, 15, 16, 17, 18, 19, 21, 22, 26 & 27 mm
SS4114D	894 016 4459	DEEP	14	10, 11, 12, 13, 14, 15, 16, 17, 18, 19, 21, 22, 26 & 27 mm
SS4113U	894 016 4460	UNIVERSAL	13	12, 13, 14, 15, 16, 17, 18, 19, 20, 21, 22, 23 & 24 mm
SS4113DU	894 016 4461	DEEP UNIVERSAL	13	12, 13, 14, 15, 16, 17, 18, 19, 20, 21, 22, 23 & 24 mm
SS4112G	894 016 4462	MAGNETIC	12	10, 11, 12, 13, 14, 15, 16, 17, 18, 19, 20 & 21 mm
SS4112DG	894 016 4463	DEEP MAGNETIC	12	10, 11, 12, 13, 14, 15, 16, 17, 18, 19, 20 & 21 mm
SS413DTW	894 016 6760	THIN WALL	3	17, 19 & 21 mm
SS413WP	894 016 4464	THIN WALL WHEEL PROT.	3	17, 19 & 21 mm
SS414WP	894 016 8375	THIN WALL WHEEL PROT.	4	17, 19, 21 & 22 mm
SS435B	894 016 8376	TORQUE LTD EXT BAR	5	100, 110, 120, 135 & 150 Nm
SAE (in)				
SS4013	894 016 4465	STANDARD	13	7/16", 1/2", 9/16, 5/8", 11/16", 3/4", 13/16", 7/8", 15/16", 1", 1-1/16", 1-1/8" & 1-1/4"
SS4013D	894 016 4466	DEEP	13	7/16", 1/2", 9/16, 5/8", 11/16", 3/4", 13/16", 7/8", 15/16", 1", 1-1/16", 1-1/8" & 1-1/4"
SS4014U	894 016 4467	UNIVERSAL	14	7/16", 1/2", 9/16, 5/8", 11/16", 3/4", 13/16", 7/8", 15/16", 1", 1-1/16", 1-1/8", 1-3/16" & 1-1/4"
SS4014DU	894 016 4468	DEEP UNIVERSAL	14	7/16", 1/2", 9/16, 5/8", 11/16", 3/4", 13/16", 7/8", 15/16", 1", 1-1/16", 1-1/8", 1-3/16" & 1-1/4"
SS4011G	894 016 4469	MAGNETIC	11	3/8", 7/16", 1/2", 9/16, 5/8", 11/16", 3/4", 13/16", 7/8", 15/16" & 1"
SS4011DG	894 016 4470	DEEP MAGNETIC	11	3/8", 7/16", 1/2", 9/16, 5/8", 11/16", 3/4", 13/16", 7/8", 15/16" & 1"
METRIC (mm) & SAE (in)				
SS4211WP	894 016 4471	THIN WALL WHEEL PROT.	11	3/4", 13/16", 7/8", 15/16", 1", 1-1/16" - 17, 19, 21, 22, 23 mm DP 7/16", 1/2", 9/16", 5/8", 11/16", 3/4", 13/16", 7/8", 15/16", 1", 1-1/16", 1-1/8", 1-1/4" - DP 10, 11, 12, 13, 14, 15, 16, 17, 18, 19, 21, 22, 26, 27 mm, DP 3/4"x13/16, Flip DP 19x21 mm)
SS4229D	894 016 6940	WHEEL SERVICE	29	



IMPACT & RATCHET WRENCHES

Impact Sockets



SET - 1/2" SQUARE DRIVE FLIP SOCKETS

MODEL	PART NUMBER	TYPE	NO. OF PIECES	DIMENSIONS
SS422FTW	894 016 9701	FLIP SOCKET DEEP THIN WALL	2	3/4" x 13/16", 19mm x 21mm
SS422FD	894 016 9702	FLIP SOCKET DEEP	2	3/4" x 13/16", 19mm x 21mm

SET - 3/4" SQUARE DRIVE IMPACT SOCKETS



MODEL	PART NUMBER	TYPE	NO. OF PIECES	DIMENSIONS
METRIC (mm)				
SS618	894 016 4472	STANDARD	8	26, 27, 29, 30, 32, 35, 36 & 38 mm
SS618D	894 016 4473	DEEP	8	26, 27, 29, 30, 32, 35, 36 & 38 mm
SS611DWS	894 016 7072	WHEEL SERVICE	11	Square: 17, 19, 21mm - Deep: 27, 30, 32, 33, 35, 36, 38 & 41 mm
SAE (in)				
SS6008D	894 016 7073	DEEP	8	1", 1-1/16", 1-1/8", 1-1/4", 1-5/16", 1-3/8", 1-7/16" & 1-1/2"
SS6014D	894 016 4475	DEEP	14	3/4", 13/16", 7/8", 15/16", 1", 1-1/16", 1-1/8", 1-3/16", 1-1/4", 1-5/16", 1-3/8", 1-7/16", 1-1/2" & 1-5/8"
SS6014	894 016 4474	STANDARD	14	3/4", 13/16", 7/8", 15/16", 1", 1-1/16", 1-1/8", 1-3/16", 1-1/4", 1-5/16", 1-3/8", 1-7/16", 1-1/2" & 1-5/8"

SET - 1" SQUARE DRIVE IMPACT SOCKETS



MODEL	PART NUMBER	TYPE	NO. OF PIECES	DIMENSIONS
METRIC (mm)				
SS818	894 016 4476	STANDARD	8	27, 30, 32, 33, 35, 36, 38 & 41 mm
SS814D	894 016 6016	DEEP	4	27, 32, 33 & 36 mm
SS818D	894 016 4477	DEEP	8	27, 30, 32, 33, 35, 36, 38 & 41 mm
SS8107WS	894 016 7877	WHEEL SERVICE	7	5 deep: 27, 33, 35, 36, 41mm / 2 sq: 17, 21 mm
SAE (in)				
SS808	894 016 4478	STANDARD	8	7/8", 15/16", 1", 1-1/16", 1-1/8", 1-3/16", 1-1/4" & 1-1/2"
SS808D	894 016 4479	DEEP	8	7/8", 15/16", 1", 1-1/16", 1-1/8", 1-3/16", 1-1/4" & 1-1/2"
METRIC (mm) & SAE (in)				
SS8208WS	894 016 7876	WHEEL SERVICE	8	3 std (7/8", 1", 33mm); 3 deep (1-1/16", 1-1/8", 1-1/4"); 13/16" sq; 1-1/2" controlled depth
SS8205WS	894 016 6943	WHEEL SERVICE	5	DP 33mm, 1-1/2", TW 1-1/8", 1-1/4", Sq 13/16"
SS8210HDW	894 016 6939	WHEEL SERVICE	10	DP 33 mm, 1", 1-3/16", 1-3/4" TW, DP 1-1/16", 1-1/8", 1-1/4", Ctrl'd DP 1-1/2", Sq 13/16" & 15/16"



BLUETORK NUTRUNNERS



The most reliable and ergonomic solution for Truck and Buses tire changing operations

TOOL SELECTION

- 1 - Reaction bar type
- 2 - Rotating direction
- 3 - Number of torque presets

CP7600C



CP7600xB



CP7600xC



BLUETORK NUTRUNNERS



CUPS (TO BE ORDERED WITH THE CP7600C)



Spring loaded cup
894 016 4622



Japanese type cup
894 016 7401

1 Choose reaction bar type

xB ...with long-reaching reaction blade (included) - for North America -

XC ...extended with spring loaded cup (included)

C ...standard for spring loaded cup or Japanese type cup (not included)

2 Choose rotating direction

- ... Forward only



R... Forward and reverse



3 Choose number of torque presets

- ... 1 torque preset



4P... 4 torque presets



ACCESSORIES



DESCRIPTION	PART NUMBER
Protective cover 1P - Black	894 016 4648
Protective cover 1P - Blue	894 016 4649
Protective cover 4P - Black	894 016 4650
Protective cover 4P - Blue	894 016 4651



DESCRIPTION	PART NUMBER
Impact Gloves: Medium	894 017 1574
Impact Gloves: Large	894 015 8618
Impact Gloves: X Large	894 015 8619
Impact Gloves: XX Large	894 017 1573

DESCRIPTION	PART NUMBER
Suspension yolk Reversible	894 016 6654
Suspension yolk Non reversible	894 016 6659

BlueTork 1"



1" 



CP7600xB

THE MOST ERGONOMIC & EFFICIENT SOLUTION FOR TRUCKS AND BUSES WHEEL MAINTENANCE

FEATURES

- Air Shut-off clutch at preset torque
- Integrated reaction bar standard with blade
- Almost no vibration : <2,5 m/s²

BENEFITS

- Selection Up to 4 calibrated tightening Torque
- Accurate torque (+/-5%)
- Increased operator comfort for greater productivity



1" 



CP7600C

THE MOST ERGONOMIC & EFFICIENT SOLUTION FOR TRUCKS AND BUSES WHEEL MAINTENANCE

FEATURES

- Air Shut-off clutch at preset torque
- Integrated reaction bar standard with blade
- Low noise level: 79 dB(A)
- Almost no vibration : <2,5 m/s²
- Short version with CUPS reaction bar in option

BENEFITS

- The most ergonomic & efficient solution for industrial maintenance.



1" 



CP7600xC

THE MOST ERGONOMIC & EFFICIENT SOLUTION FOR TRUCKS AND BUSES WHEEL MAINTENANCE


FEATURES

- Air Shut-off clutch at preset torque
- Integrated reaction bar standard with blade
- Low noise level: 79 dB(A)
- Almost no vibration : <2,5 m/s²
- Extended version with included spring load cup reaction bar

BENEFITS

- The most ergonomic & efficient solution for industrial maintenance.

CUPS
(TO BE ORDERED WITH THE CP7600C)



Spring loaded cup
894 016 4622

Japanese type cup
894 016 7401

MODEL	SQUARE DRIVE	SHUT-OFF TORQUE RANGE				FREE SPEED	MAX. AIR CONSUMPTION		AIR INLET
		Min		Max			cfm	l/s	
	in.	ft.lb	Nm	ft.lb	Nm	rpm			NPTF
All CP7600	1	330	450	665	900	100	19	40	3/8"

MODEL	PART NUMBER	REACTION BAR TYPE	REVERSIBILITY	TORQUE PRESETS	OVERALL LENGTH		NET WEIGHT	
					in.	mm	lb	kg
CP7600xB	894 107 6010	xB	-	1	12.9	328	13.2	6
CP7600xB-R	894 107 6011	xB	Reversible	1	13.6	345	14.6	6.6
CP7600xB-R4P	894 107 6015	xB	Reversible	4	15	380	15.2	6.9
CP7600xC-R	894 107 6021	xC	Reversible	1	18.1	460	19.4	8.8
CP7600xC-R4P	894 107 6025	xC	Reversible	4	19.5	495	20.1	9.1
CP7600C-R	894 107 6031	C	Reversible	1	13.6	345	16.3	7.4
CP7600C-R4P	894 107 6035	C	Reversible	4	15	380	17	7.7



BLUETORK NUTRUNNERS

Wheel Torque Solution

OPTIMIZE YOUR PROCESS



STEP 1
Clean bare hub pilots, inspect for wear, and lubricate pads.



STEP 6
Lubricate each nut with one drop of oil between the nut and washer. Rotate the washer to distribute the oil evenly.



STEP 2
Clean the drum and studs. Inspect for fatigue with thread gauge.



STEP 7
Install the nuts by hand.




STEP 3
Thoroughly clean both sides of each wheel with the CP7202 sander and an appropriate abrasive. Inspect all surfaces for cracks and unusual wear.



STEP 8
Use a CP7748 impact wrench on the lowest torque setting to quickly snug all the nuts prior to final torquing.



STEP 4
Install both wheels.



STEP 9
Using the BlueTork, follow the star pattern above to tighten the nuts to the specified torque.



STEP 5
Place two drops of oil near the end of the stud.



STEP 10
To ensure each nut has been torqued, a clockwise check may be performed. The BlueTork is pre-calibrated and is designed for precise torquing.

*Procedure illustrated is for reference only. Actual wheel preparation and assembly is dependant on wheel type and may vary. Please refer to the manufacturer's recommendations for proper wheel assembly procedures.



Ergoseat

CP87029



HIGH ERGONOMY

- Balancer -> no need to hold the tool
- 2x45° = 90° arm rotation

ROBUST

- Strong steel tube
- Industrial Filter Regulator Lubricator
- Stable with 2 Large rear wheel



COMFORT

- Disc seat for multi position sitting
- Hook for tool parking position

EASY TO USE

- Socket support
- Hose support on the back
- Can be use between 2 buses



EASY TO MOVE

- 360° front wheels
- Lightweight : 35kg / 77lbs

CP Ergoseat can be used either with Blue Tork or with CP air impact wrenches such as CP7782 or CP 7783 series.



MODEL	PART NUMBER	WIDTH		LENGTH		HEIGHT		WEIGHT		TRHEADSIZE	THREAD TYPE
		mm	in.	mm	in.	mm	in.	kg	lb		
CP87029	894 108 7029	510	20	1020	40.15	1950	76.77	35	77.16	3/4	NPT

SCREWDRIVERS



TOOL SELECTION

- Type of fastener/component
- Joint type
- Torque required
- Tool orientation and ergonomics
- Productivity



CHOOSE THE TYPE OF CLUTCH

IMPACT (ROCKING DOG)

- Good on very soft joints providing high speed rundown



POSITIVE CLUTCH

- Good for varying torque applications
- Operator can force clutch engagement for higher torque
- Excellent for wood applications

DIRECT DRIVE

- Bit directly connected to the motor
- Stall torque dependent on air pressure
- Simple to use and easy maintenance
- Light and small screwdriver

Screwdrivers Torque and Speed range

STRAIGHT OR PISTOL	TYPE OF CLUTCH	MODEL	TORQUE RANGE in.lbs (Nm)																				FREE SPEED rpm	START	
			18 (2.0)	35 (4.0)	53 (6.0)	71 (8.0)	88 (10.0)	106 (12)	124 (14)	142 (16)	159 (18)	177 (20)	195 (22)	212 (24)	230 (26)	246 (28)	264 (30)	281 (32)	299 (34)	317 (36)	334 (38)	352 (40)			370 (42)
	IMPACT	CP2136																						10,000	LEVER
	IMPACT	CP2141																						13,000	TRIGGER
	IMPACT	CP2036																						10,000	LEVER
	IMPACT	CP2037																						10,000	LEVER
	IMPACT	CP2042																						5,600	TRIGGER
	DIRECT	CP2755																						2,200	TRIGGER
	POSITIVE	CP2780																						2,100	TRIGGER

SCREWDRIVERS

Impact Clutch Screwdrivers



1/4"



CP2136

COMPACT,
FAST & EASY TO USE

FEATURES

- 1/4" Hex quick change
- Double rocking dog clutch
- Single hard reverse

BENEFITS

- Compact & Lightweight
- Low air consumption for a better efficiency
- Excellent for various MRO applications



1/4"



CP2141

COMPACT,
FAST & EASY TO USE

FEATURES

- 1/4" Hex bits
- Double rocking dog clutch
- Single hard reverse

BENEFITS

- Compact & Lightweight
- Low noise level for operator comfort
- Excellent for various MRO applications



CP2141



See accessories on pages 36

MODEL	PART NUMBER	DRIVE	FREE SPEED	TORQUE RANGE				NET WEIGHT		LENGTH		AIR CONS. @ LOAD		AIR INLET
				MIN.	MAX		lb	kg	in.	mm	cfm	l/s		
		in.	rpm	ft.lb	Nm	ft.lb	Nm	lb	kg	in.	mm	cfm	l/s	in.
CP2136	894 102 1360	1/4	10,000	5.93	8	15.5	21	1.50	0.68	7.28	185	6.78	3.2	1/4
CP2141	894 102 1410	1/4	13,000	7.38	10	17.7	24	1.92	0.87	5.63	143	13.2	6.2	1/4

All models: Hose int. 3/8" (9.5mm) - @90 PSI (@6.3 Bar)

Listed specifications are for reference only.

Distributed by

Applifast.



applifast.com

Toll Free 1 800 563 1293



Impact Screwdrivers



1/4"



CP2780

COMPACT & HIGH SPEED
POSITIVE CLUTCH

FEATURES

- Reverse control at the trigger
- Progressive trigger
- Rubber grip

BENEFITS

- Perfectly designed for wood applications
- Operator can control clutch engagement for higher torque
- Good for prevailing torque applications



1/4"



CP2042

COMPACT
& HIGH TORQUE

FEATURES

- Double rocking dog clutch
- Reversible
- Suspension bail included

BENEFITS

- High power delivered with controlled speed
- Comfortable handling with Ergo-grip
- Operator comfort
- with single handed



1/4"



CP2036

LOW NOISE
& LIGHTWEIGHT

FEATURES

- Double rocking dog clutch
- Built-in power regulator
- Ergonomic with suspension bail

BENEFITS

- Low noise & lightweight
- Quick torque adjustment
- Excellent for soft type materials

CP2037

Similar features as CP2036 with higher torque



See accessories on pages 36

MODEL	PART NUMBER	DRIVE	FREE SPEED	TORQUE RANGE				NET WEIGHT		LENGTH		AIR CONS. @ LOAD		AIR INLET
				MIN.		MAX		lb	kg	in.	mm	cfm	l/s	
		in.	rpm	ft.lb	Nm	ft.lb	Nm							in.
CP2780	615 192 2780	1/4	2,100	N/A	N/A	7.4	10	2.35	1.06	6.46	164	10	4.7	1/4
CP2042	615 192 2042	1/4	5,600	4.4	6	30.2	41	2.25	1.02	5.90	152	27	12.7	1/4
CP2036	615 192 2036	1/4	10,000	2.5	3.4	11.8	16	1.73	0.78	8.15	207	13	6.1	1/4
CP2037	615 192 2037	1/4	10,000	13.3	18	20.7	28	1.81	0.82	8.15	207	13	6.1	1/4

All models: Hose int. 3/8" (9.5mm) - @90 PSI (@6.3 Bar)

Listed specifications are for reference only.




SCREWDRIVERS

Kits, Spares & Accessories



TUNE-UP KITS



MODEL	TUNE-UP KIT
CP2036	894 020 8405
CP2037	894 020 8401
CP2041	894 020 8402
CP2042	894 020 8406
CP2136	894 017 0493
CP2141	894 017 0516
CP2755	205 050 7773
CP2765	205 050 7803
CP2780	205 051 6763

ACCESSORIES INCLUDED

MODEL	DESCRIPTION	PART NUMBER
CP2136, CP2141	Suspension bail	894 017 0488

OPTIONAL ACCESSORIES



REAR EXHAUST HOSE ASSEMBLY - NOISE REDUCER

MODEL	DESCRIPTION	PART NUMBER
CP2755, CP2765, CP2780	Noise reducer	205 051 6493

SIDE HANDLE

MODEL	DESCRIPTION	PART NUMBER
CP2755, CP2765, CP2780	Side handle	205 049 8553



STUD CLEANERS (Recommended with CP2755)

PART NUMBER	DESCRIPTION	DIAMETER		LENGTH		REPLACEMENT BRUSHES (Sets of 5)
		in.	mm	in.	mm	
894 016 8858	Stud Cleaner M20x37L	0.79	20	1.46	37	894 016 9930
894 016 9793	Stud Cleaner M22x37L	0.87	22	1.46	37	894 016 9931
894 016 9794	Stud Cleaner M24x37L	0.94	24	1.46	37	894 016 9932
894 016 9927	Stud Cleaner M20x60L	0.79	20	2.36	60	894 016 9934
894 016 9928	Stud Cleaner M22x60L	0.87	22	2.36	60	894 016 9935
894 016 9929	Stud Cleaner M24x60L	0.94	24	2.36	60	894 016 9936
894 016 9795	Stud Cleaner M30x60L	1.18	30	2.36	60	894 016 9933

Did you know?

Rusted bolts have a bad impact on the clamping force!
Stud cleaners will preserve a good tightening!



BALANCERS

BALANCER	LOAD RANGE		STROKE		NET WEIGHT		PART NUMBER	CP TOOLS
	lb.	kg	ft	mm	lb.	kg		
CP9911 (up to 2.2lb/1kg)	0.8-2.2	0.4-1.0	5.2	1,600	1.3	0.6	894 109 9110	CP2036 / CP2037 CP2136 / CP2141
CP9912 (up to 4.4lb/2kg)	2.2-4.4	1.0-2.0	5.2	1,600	1.3	0.6	894 109 9120	CP2041 / CP2042 / CP2755 / CP2765 / CP2780

Other balancers, see page 144-145

CORDLESS TOOLS



A complete range

Based on decades of expertise in building the right equipment for vehicle service and maintenance professionals, Chicago Pneumatic has developed a comprehensive range of battery-powered tools. Our 1/2", 1/4" and 3/8" impact wrenches and 1/2" and 3/8" drill drivers cover the widest spectrum of workshop needs.



▶ POWER & TORQUE

If you are used to air tools, you will be impressed with the CP cordless performance. A custom-designed motor and durable gearbox deliver the power and torque you need.

▶ MOBILITY

With a CP cordless tool, your reach is endless. Portable by nature, our impact wrenches and drill drivers will travel with you from internal to external jobs. What is more, they are ideally suited for dimly lit and difficult-to-access places.

▶ A GOOD FIT

Your power tool should be a natural extension of your hand. All CP cordless tools are designed with an ergonomic handle for maximum comfort. Switches are strategically placed for comfort and ease of use.

▶ RUGGED

In and out of the tool box, dirty hands, greasy floors,... CP knows the demanding conditions your equipment must endure. The components and housing of the CP cordless range were designed to provide maximum reliability and durability.

CORDLESS TOOLS

1/2" Impact Wrench



CP884.8

1/2"



POWERFUL & EFFICIENT

- Long lasting 20V / 4Ah battery or 6Ah battery
- Rubber battery dampeners absorb impacts and shocks
- Single-hand forward/reverse operation
- Ergonomic handle fits your hand perfectly

CP8848 Pack

Part No. 894 108 8480

Kit includes:

- (1) 1/2" cordless Impact wrench CP8848
- (2) 4 Ah batteries
- (1) charger

CP8848K Pack US

Part No. 894 108 8481

Kit includes:

- (1) 1/2" cordless Impact wrench CP8848
- (2) 4 Ah batteries
- (1) charger



- 1/2" anvil with ring retainer
- Max. torque: 850 ft.lb/1,150 Nm in reverse
- Variable speed trigger
- 20-Volt CP20XP Lithium-Ion 4Ah battery (Not included with bare tool)



See accessories on pages 44-45

MODEL	PART NUMBER	OUTPUT DRIVE	FREE SPEED	MAX. TORQUE IN REVERSE		WORKING TORQUE		WEIGHT INCL. BATTERY		WEIGHT EXCL. BATTERY		LENGTH		HEIGHT		WIDTH		BATTERY	
		in.	rpm	ft.lb	Nm	ft.lb	Nm	lb	kg	lb	kg	in	mm	in	mm	in	mm	V	Ah
CP8848 Bare tool	894 108 8489	1/2	1,900	850	1,150	50-700	68-950	6.9	3.1	5.35	2.43	9.5	243	9.9	251	3.2	81	20	4
CP8848 Pack	894 108 8480	1/2	1,900	850	1,150	50-700	68-950	6.9	3.1	5.35	2.43	9.5	243	9.9	251	3.2	81	20	4
NEW CP8848 Pack with 6Ah battery	894 108 8484	1/2	1,900	850	1,150	50-700	68-950	6.9	3.1	5.35	2.43	9.5	243	9.9	251	3.2	81	20	6
CP8848K Pack US	894 108 8481	1/2	1,900	850	1,150	50-700	68-950	6.9	3.1	5.35	2.43	9.5	243	9.9	251	3.2	81	20	4
NEW CP8848K Pack US with 6Ah battery	894 108 8485	1/2	1,900	850	1,150	50-700	68-950	6.9	3.1	5.35	2.43	9.5	243	9.9	251	3.2	81	20	6

* Tool packs come with 2 batteries and 1 charger.

For bare tools, extra individual batteries and chargers are available (see page 44).

Listed specifications are for reference only. Please check documents in each tool.



1/2" Impact Wrench



(*)

1/2" 



CP8848-2

POWERFUL & EFFICIENT

FEATURES

- 1/2" anvil with ring retainer
- Max. torque: 850 ft.lb/1,150 Nm in reverse
- Variable speed trigger
- 20-Volt CP20XP Lithium-Ion 4Ah battery (Not included with bare tool)

BENEFITS

- Long lasting 20V / 4Ah battery or 6Ah battery
- Rubber battery dampeners absorb shock from impacts
- Single-hand forward/reverse operation
- Ergonomic handle fits your hand perfectly



CP8848-2 Pack

Part No. 894 108 8482

Kit includes:

- (1) 1/2" cordless Impact wrench CP8848-2
- (2) 4 Ah batteries
- (1) charger

CP8848-2K Pack US



Part No. 894 108 8483

Kit includes:

- (1) 1/2" cordless Impact wrench CP8848-2
- (2) 4 Ah batteries
- (1) charger



See accessories on pages 44-45

MODEL	PART NUMBER	OUTPUT DRIVE		FREE SPEED		MAX. TORQUE IN REVERSE		WORKING TORQUE		WEIGHT INCL. BATTERY		WEIGHT EXCL. BATTERY		LENGTH		HEIGHT		WIDTH		BATTERY	
		in.	rpm	ft.lb	Nm	ft.lb	Nm	lb	kg	lb	kg	in	mm	in	mm	in	mm	V	Ah		
CP8848-2 Bare tool	894 108 8488	1/2	1,900	850	1,150	50-700	68-950	7.38	3.35	5.79	2.63	11.5	291	9.9	251	3.2	81	20	4		
CP8848-2 Pack	894 108 8482	1/2	1,900	850	1,150	50-700	68-950	7.38	3.35	5.79	2.63	11.5	291	9.9	251	3.2	81	20	4		
 CP8848-2 Pack with 6Ah battery	894 108 8486	1/2	1,900	850	1,150	50-700	68-950	7.38	3.35	5.79	2.63	11.5	291	9.9	251	3.2	81	20	6		
CP8848-2K Pack US	894 108 8483	1/2	1,900	850	1,150	50-700	68-950	7.38	3.35	5.79	2.63	11.5	291	9.9	251	3.2	81	20	4		
 CP8848-2K Pack US with 6Ah battery	894 108 8487	1/2	1,900	850	1,150	50-700	68-950	7.38	3.35	5.79	2.63	11.5	291	9.9	251	3.2	81	20	6		

* Tool packs come with 2 batteries and 1 charger. For bare tools, extra individual batteries and chargers are available (see page 44).

Listed specifications are for reference only. Please check documents in each tool.



CORDLESS TOOLS

3/8" Impact Wrench



3/8"



CP8828

COMPACT & VERSATILE

FEATURES

- 3/8" anvil with ring retainer
- Max. torque: 150 ft.lb/205 Nm in reverse
- Variable speed trigger
- 20-Volt CP20XP Lithium-ion 4Ah battery (Not included with bare tool)

BENEFITS

- Great power/weight ratio
- Long lasting 20V / 4Ah battery
- Rubber battery dampeners absorb impacts and shocks
- LED lighting for dimly lit work areas
- Single-hand forward/reverse operation
- Ergonomic handle fits your hand perfectly



CP8828 Pack

Part No. 894 108 8280

Kit includes:

- (1) 3/8" cordless Impact wrench CP8828
- (2) 4 Ah batteries
- (1) charger

CP8828K Pack US

Part No. 894 108 8281

Kit includes:

- (1) 3/8" cordless Impact wrench CP8828
- (2) 4 Ah batteries
- (1) charger



See accessories on pages 44-45

MODEL	PART NUMBER	OUTPUT DRIVE		FREE SPEED		MAX. TORQUE IN REVERSE		WORKING TORQUE		WEIGHT INCL. BATTERY		WEIGHT EXCL. BATTERY		LENGTH		HEIGHT		WIDTH		BATTERY	
		in.	rpm	ft.lb	Nm	ft.lb	Nm	lb	kg	lb	kg	in	mm	in	mm	in	mm	V	Ah		
CP8828 Bare tool	894 108 8289	3/8	2,400	150	205	30-128	40-174	3.99	1.85	2.38	1.08	6.0	153	9.3	237	2.3	58	20	4		
CP8828 Pack	894 108 8280	3/8	2,400	150	205	30-128	40-174	3.99	1.85	2.38	1.08	6.0	153	9.3	237	2.3	58	20	4		
CP8828K Pack US	894 108 8281	3/8	2,400	150	205	30-128	40-174	3.99	1.85	2.38	1.08	6.0	153	9.3	237	2.3	58	20	4		

* Tool packs come with 2 batteries and 1 charger.
For bare tools, extra individual batteries and chargers are available (see page 44).

Listed specifications are for reference only. Please check documents in each tool.

Distributed by

Applifast.



applifast.com

Toll Free 1 800 563 1293



1/4" Impact Driver



(*)

1/4" Hex. 



CP8818

ULTRA COMPACT & LIGHTWEIGHT

FEATURES

- 1/4" quick change hex bit holder
- Max. torque: 85 ft.lb/115 Nm in reverse
- Variable speed trigger
- 12-Volt CP12XP Lithium-ion 1.5Ah battery (Not included with bare tool)

BENEFITS

- Ultra compact for work in small and confined spaces
- LED lighting for dimly lit work areas
- Single-hand forward/reverse operation
- Ergonomic handle fits your hand perfectly



CP8818 Pack

Part No. 894 108 8180
 Kit includes:
 - (1) 1/4" cordless Impact wrench CP8818
 - (2) 1.5 Ah batteries
 - (1) charger

CP8818K Pack US

Part No. 894 108 8181
 Kit includes:
 - (1) 1/4" cordless Impact wrench CP8818
 - (2) 1.5 Ah batteries
 - (1) charger



See accessories on pages 44-45

MODEL	PART NUMBER	DRIVE	FREE SPEED		MAX. TORQUE IN REVERSE		WORKING TORQUE		WEIGHT INCL. BATTERY		WEIGHT EXCL. BATTERY		LENGTH		HEIGHT		WIDTH		BATTERY	
			in.	rpm	ft.lb	Nm	ft.lb	Nm	lb	kg	lb	kg	in	mm	in	mm	in	mm	V	Ah
CP8818 Bare tool	894 108 8189	1/4 Hex.	2,000	85	115	16-71	23-97	2.4	1.09	1.98	0.9	6.3	161	7.3	185	2.2	55.5	12	1.5	
CP8818 Pack	894 108 8180	1/4 Hex.	2,000	85	115	16-71	23-97	2.4	1.09	1.98	0.9	6.3	161	7.3	185	2.2	55.5	12	1.5	
CP8818K Pack US	894 108 8181	1/4 Hex.	2,000	85	115	16-71	23-97	2.4	1.09	1.98	0.9	6.3	161	7.3	185	2.2	55.5	12	1.5	

* Tool packs come with 2 batteries and 1 charger.
 For bare tools, extra individual batteries and chargers are available (see page 44).

Listed specifications are for reference only. Please check documents in each tool.



CORDLESS TOOLS

1/2" Hammer Drill Driver



(*)

1/2"



CP8548

STRONG & VERSATILE

FEATURES

- 1/2" spindle lock and keyless chuck
- Max. torque 60 ft.lbs/82 Nm
- Variable speed trigger
- 20-Volt CP20X Lithium-Ion 4Ah battery (Not included with bare tool)

BENEFITS

- 3 modes (screwing, drilling and hammer drilling)
- Independent LED lighting for dimly lit work surfaces
- Includes torque reaction handle



CP8548 Pack

Part No. 894 108 5480

Kit includes:

- (1) 1/2" cordless hammer drill CP8548
- (2) 4 Ah batteries
- (1) charger

CP8548K Pack US

Part No. 894 108 5481

Kit includes:

- (1) 1/2" cordless hammer drill CP8548
- (2) 4 Ah batteries
- (1) charger



See accessories on pages 44-45

MODEL	PART NUMBER	CHUCK		FREE SPEED 1 ST /2 ND GEAR	PERCUSSION UNDER LOAD 1 ST /2 ND GEAR	MAX. TORQUE		Ø DRILLING CAPACITY IN						Ø WOOD SCREWS (WITHOUT PREDRILLING)		WEIGHT INCL./EXCL. BATTERY		BATTERY			
		in	mm			RPM	BPM	ft.lb	Nm	STEEL		WOOD		BRICK & TILE		in	mm	lb	kg	V	Ah
										in	mm	in	mm	in	mm						
CP8548 Bare tool	894 108 5489	1/16-1/2	1.5-13	0-450/0-1,600	7,200/25,600	60	82	1/2	13	2.16	55	0.63	16	5/16	8	5.3/3.7	2.4/1.7	20	4		
CP8548 Pack	894 108 5480	1/16-1/2	1.5-13	0-450/0-1,600	7,200/25,600	60	82	1/2	13	2.16	55	0.63	16	5/16	8	5.3/3.7	2.4/1.7	20	4		
CP8548K Pack US	894 108 5481	1/16-1/2	1.5-13	0-450/0-1,600	7,200/25,600	60	82	1/2	13	2.16	55	0.63	16	5/16	8	5.3/3.7	2.4/1.7	20	4		

* Tool packs come with 2 batteries and 1 charger.
For bare tools, extra individual batteries and chargers are available (see page 44).

Listed specifications are for reference only. Please check documents in each tool.



3/8" Drill Driver



(*)

3/8"



CP8528

ULTRA COMPACT & LIGHTWEIGHT

FEATURES

- 3/8" spindle lock and keyless chuck
- Max. torque: 24 ft.lbs/34 Nm
- Variable speed trigger
- 12-Volt CP12XP Lithium-ion 1.5Ah battery (Not included with bare tool)

BENEFITS

- Ultra compact
- LED lighting for dimly lit work areas
- Ergonomic handle fits your hand perfectly



CP8528 Pack

Part No. 894 108 5280

Kit includes:

- (1) 3/8" cordless drill driver CP8528
- (2) 1.5 Ah batteries
- (1) charger

CP8528K Pack US

Part No. 894 108 5281

Kit includes:

- (1) 3/8" cordless drill driver CP8528
- (2) 1.5 Ah batteries
- (1) charger



See accessories on pages 44-45

MODEL	PART NUMBER	CHUCK		FREE SPEED 1 ST GEAR/ 2 ND GEAR	MAX. TORQUE		Ø DRILLING CAPACITY IN				Ø WOOD SCREWS (WITHOUT PRE-DRILLING)		WEIGHT INCL. BATTERY		WEIGHT EXCL. BATTERY		LENGTH		BATTERY		
		in	mm		ft.lb	Nm	STEEL		WOOD		in	mm	in	mm	lb	kg	lb	kg	in	mm	V
		RPM		in	mm	in	mm	in	mm	in	mm	in	mm	in	mm	in	mm	in	mm	in	mm
CP8528 Bare tool	894 108 5289	1/16-3/8	1.5-10	0-350/0-1,500	24	34	0.39	10	0.78	20	0.23	6	2.62	1.2	2.2	1.0	7	175	12	1.5	
CP8528 Pack	894 108 5280	1/16-3/8	1.5-10	0-350/0-1,500	24	34	0.39	10	0.78	20	0.23	6	2.62	1.2	2.2	1.0	7	175	12	1.5	
CP8528K Pack US	894 108 5281	1/16-3/8	1.5-10	0-350/0-1,500	24	34	0.39	10	0.78	20	0.23	6	2.62	1.2	2.2	1.0	7	175	12	1.5	

* Tool packs come with 2 batteries and 1 charger.
For bare tools, extra individual batteries and chargers are available (see page 44).

Listed specifications are for reference only. Please check documents in each tool.



CORDLESS TOOLS

Accessories



CP20XP60
6-Ah 20-Volt
Lithium-ion battery

CP20XP40
4-Ah 20-V
Lithium-ion battery

CP12XP
1.5-Ah 12-V
Lithium-ion battery



2X LONGER RUNTIME
Increases your productivity



WIDE TEMPERATURE WORKING RANGE
-0.4° F to 122° F
-18° C to 50° C



THERMAL & CURRENT OVERLOAD PROTECTION
Protection against over-heating and over-loading



INDIVIDUAL CELL MONITORING
Protection during charge and discharge

CP BATTERY SPECIFICATIONS



MODEL	PART NUMBER	VOLTAGE	AMP. HOUR	CHARGING TIME	DIMENSIONS		WEIGHT	
		V	Ah	min	in	mm	lb	kg
CP12XP	894 017 2263	12	1.5	30	2 x 1.81 x 3.42	51 x 46 x 87	0.41	0.19
CP20XP40	894 017 2261	20	4	90	2.4 x 3.5 x 5.11	62 x 89 x 130	1.6	0.725
CP20XP60	894 017 3636	20	6	90	2.4 x 3.5 x 5.11	62 x 89 x 130	1.6	0.725

Maximum initial battery voltage - measured without a workload - is 20 volts. Nominal voltage is 18.

12-VOLT CHARGER SPECIFICATIONS



MODEL	PART NUMBER	VOLTAGE	AMP. HOUR	CHARGING TIME	DIMENSIONS		WEIGHT	
		V	Ah	min	in	mm	lb	kg
CP12CHE 12V EU	894 017 2259	12	1.5	30	2.83 x 4.72 x 6.7	72 x 120 x 170	1.2	0.54
CP12CHU 12V US	894 017 2283	12	1.5	30	2.83 x 4.72 x 6.7	72 x 120 x 170	1.2	0.54
CP12CHA 12V AUS	894 017 2285	12	1.5	30	2.83 x 4.72 x 6.7	72 x 120 x 170	1.2	0.54
CP12CHK 12V UK	894 017 2284	12	1.5	30	2.83 x 4.72 x 6.7	72 x 120 x 170	1.2	0.54
CP12CHO 12V KOR	894 017 4304	12	1.5	30	2.83 x 4.72 x 6.7	72 x 120 x 170	1.2	0.54

20-VOLT CHARGER SPECIFICATIONS



MODEL	PART NUMBER	VOLTAGE	AMP. HOUR	CHARGING TIME	DIMENSIONS		WEIGHT	
		V	Ah	min	in	mm	lb	kg
CP20CHE 20V EU	894 017 2262	20	4	90	3.6 x 4.92 x 7.48	91 x 125 x 190	1.58	0.72
CP20CHU 20V US	894 017 2286	20	4	90	3.6 x 4.92 x 7.48	91 x 125 x 190	1.58	0.72
CP20CHA 20V AUS	894 017 2288	20	4	90	3.6 x 4.92 x 7.48	91 x 125 x 190	1.58	0.72
CP20CHK 20V UK	894 017 2287	20	4	90	3.6 x 4.92 x 7.48	91 x 125 x 190	1.58	0.72
CP20CHO 20V KOR	894 017 4305	20	4	90	3.6 x 4.92 x 7.48	91 x 125 x 190	1.58	0.72



12-20-VOLT CHARGER DUAL SPECIFICATIONS



MODEL	PART NUMBER	VOLTAGE	AMP. HOUR	CHARGING TIME	DIMENSIONS		WEIGHT	
		V	Ah	min	in	mm	lb	kg
CP12-20CH DUAL EU	894 017 3638	12 - 20 V	4	60	3.85 x 6.92 x 8.34	98 x 176 x 212	2.58	1.17
CP12-20CH DUAL UK	894 017 4701	12 - 20 V	4	60	3.85 x 6.92 x 8.34	98 x 176 x 212	2.58	1.17
CP12-20CH DUAL AUS	894 017 4702	12 - 20 V	4	60	3.85 x 6.92 x 8.34	98 x 176 x 212	2.58	1.17

Accessories



- 21-Piece General Use Drill Bit Set**
(Imperial - for North American markets)
Part No. 8940172304
- \varnothing : 1/16, 5/64, 3/32, 7/64, 1/8, 9/64, 5/32, 11/64, 3/16, 13/64, 7/32, 15/64, 1/4, 1, 7/64, 9/32, 19/64, 5/16, 21/64, 11/32, 23/64, 3/8 in
 - High performance: HSS4241 and tin tips
 - Multiple drilling uses: 135° tip shape
 - Metal box



- 8-Piece Concrete Drill Bit Set**
(Metric - not for North American markets)
Part No. 8940172302
- \varnothing : 3, 4, 5, 6, 7, 8, 9, 10 mm
 - High durability: carbide tip and body in 45C steel
 - High drilling efficiency: 130° diamond head



- 8-Piece Wood Drill Bit Set**
(Metric - not for North American markets)
Part No. 8940172301
- \varnothing : 3, 4, 5, 6, 7, 8, 9, 10 mm
 - High performance: 45C steel and cutting shoulder
 - High precision: Pointer
 - Plastic box



- 19-Piece Metal Drill Bit Set**
(Metric - not for North American markets)
Part No. 8940172303
- \varnothing : 1, 1.5, 2, 2.5, 3, 3.5, 4, 4.5, 5, 5.5, 6, 6.5, 7, 7.5, 8, 8.5, 9, 9.5, 10 mm
 - High durability & performance: HSS 4241 and tin tips
 - High metal drilling precision: 118° tip shape



- 31-Piece 25 mm Driver Bit Set (ISO1173)**
Part No. 8940172305
- High screw performance: chrome vanadium steel
 - 1 magnetic locking ring bit holder, fast bit change (drive: 1/4" - 6.35 mm - length: 2.56" - 65 mm)
 - Plastic box
- Slotted: 4, 5, 6, 7 mm
 - Phillips ®: PH0, 2 x PH1, 3 x PH2, 2 x PH3
 - Pozidriv ®: 2 x PZ1, 3 x PZ2, 2 x PZ3
 - Torx ®: T10, T15, T20, T25, T30
 - Hexagonal: 2, 2.5, 3, 4, 5, 6 mm



1/2" Drive Impact Socket Sets

Part No.	Model	Description (sizes)
894 016 4464	SS413WP	3PC, Deep thin wall protector set [17, 19, 21 mm]
894 016 6760	SS413DTW	3PC, Deep thin wall set [17, 19, 21 mm]
894 016 4465	SS4013D	13PC, Deep SAE set
894 016 4458	SS4114D	14PC, Deep metric set

More references available in the CP Socket Catalog
(Réf.: 615 994 230)

MAGNETIC TOOL HOLDER

TOOL	PART NUMBER
CP9841	894 016 6664

Ideal for 1/2" impacts or smaller



GLOVES

DESCRIPTION	PART NUMBER
Impact Gloves: Medium	894 017 1574
Impact Gloves: Large	894 015 8618
Impact Gloves: X Large	894 015 8619
Impact Gloves: XX Large	894 017 1573



GRINDERS



For maximum material removal with minimum effort, choose the best tool.



▶ ANGLE GRINDERS

Find the best grinder for your applications: depressed center wheels, cut-off wheels and flap wheels

▶ COLLET GRINDERS

Find the best tool for your accessories and applications: carbide burrs, mounted points, brushes, flap wheels, etc.



▶ GRINDERS



▶ 90° DIE GRINDERS



▶ 120° DIE GRINDERS



▶ STRAIGHT EXTENDED DIE GRINDERS

Caution: Grinders must comply with the speeds recommended by component and abrasive manufacturers

GRINDERS

Compact Die-Grinders



Ø 1/4" & 6 mm



CP876

COMPACT & LIGHTWEIGHT

FEATURES

- Includes 1/4" and 6 mm collet
- High free speed: 30,000 rpm
- Built-in air regulator
- Front exhaust

BENEFITS

- General maintenance applications
- Compact and lightweight tool designed for easy maneuverability
- Ideal for limited space applications



Ø 1/4" & 6 mm



CP875

COMPACT ANGLE DIE GRINDER

FEATURES

- Includes 1/4" and 6 mm collet
- 90° angle head allows flexibility in tight areas
- Built-in air regulator

BENEFITS

- General maintenance applications
- Compact and lightweight tool designed for easy maneuverability
- Ideal for limited space applications



Ø 1/8" & 3 mm



CP9104Q

HIGH-SPEED FOR PRECISION WORK

FEATURES

- Includes 1/8", 3mm collet
- Very low noise level: only 71 dB(A)
- Includes silencer hose
- High free speed: 60,000 rpm

BENEFITS

- General maintenance application
- Easy to handle
- Quiet and lightweight
- Ideal for limited space applications



CP875 Kit



See details on page 59

CP9104Q Kit



See details on page 59



See accessories on pages 56-59

MODEL	PART NUMBER	FREE SPEED		POWER		COLLET MAX CAPACITY		AVERAGE AIR CONS.		AIR CONS. @ LOAD		OVERALL LENGTH		NET WEIGHT		AIR INLET.
		rpm	hp	kW	in.	mm	cfm	l/s	cfm	l/s	in.	mm	lb	kg	NPTF	
CP876	T023996	30,000	0.3	0.22	1/4	6	12	5.7	24	11.3	4.8	121	0.75	0.34	1/4"	
CP875	T023995	22,500	0.3	0.22	1/4	6	11	5.2	22	10.4	4.9	124	1	0.45	1/4"	
CP9104Q	615 195 9104	60,000	0.05	0.04	1/8	3	3.5	1.6	7	3.3	5.2	133	0.5	0.2	1/4"	

All models: Hose int. 3/8" (10 mm) - @90 PSI (@6.3 bar)

Listed specifications are for reference only. Please check documents in each tool.

Distributed by

Applifast.



applifast.com

Toll Free 1 800 563 1293



Compact Die-Grinders & Die Grinders



Ø 1/4" & 6 mm



CP9107

STRONG ONE HAND CONTROL

FEATURES

- Built-in air regulator
- 2-fingered steady grip throttle
- Rubber handle grip
- Handle exhaust
- Includes 1/4" and 6 mm collet

BENEFITS

- General maintenance applications
- Operator comfort and control



Ø 1/4" & 6 mm



CP9105Q-B

QUIET & EFFICIENT

FEATURES

- Rubber overmould grip
- Swivel air inlet
- Built-in air regulator
- Low noise level: only 81 dB(A)
- Rear exhaust
- Includes 1/4" and 6 mm collets

BENEFITS

- General maintenance application
- High operator comfort
- Power and performance
- Ideal for limited space applications



Ø 1/4" & 6 mm



CP9106Q-B

EFFICIENT ANGLE DIE GRINDER

FEATURES

- Rubber overmould grip
- Swivel air inlet
- Built-in air regulator
- Low noise level: only 81 dB(A)
- Rear exhaust
- Includes 1/4" and 6 mm collets

BENEFITS

- General maintenance application
- High operator comfort
- Power and performance
- Ideal for limited space applications



See accessories on pages 56-59

MODEL	PART NUMBER	FREE SPEED		POWER		COLLET MAX CAPACITY		AVERAGE AIR CONS.		AIR CONS. @ LOAD		OVERALL LENGTH		NET WEIGHT		AIR INLET.
		rpm	hp	kW	in.	mm	cfm	l/s	cfm	l/s	in.	mm	lb	kg	NPTF	
CP9107	615 195 9107	17,000	0.2	0.15	1/4	6	8	4.2	16	7.5	4.7	120	1.5	0.7	1/4"	
CP9105Q-B	615 195 2105	28,000	0.32	0.24	1/4	6	4.3	2.0	19.7	9.3	6.3	160	0.8	0.4	1/4"	
CP9106Q-B	615 195 2106	23,000	0.32	0.24	1/4	6	4.35	2.1	19.3	9.1	6.5	165	1.5	0.7	1/4"	

All models: Hose int. 3/8" (10 mm) - @90 PSI (@6.3 bar)

Listed specifications are for reference only. Please check documents in each tool.



GRINDERS

Die Grinders



Ø 1/4" & 6 mm



CP9108Q-B
QUIET & EFFICIENT

FEATURES

- Rubber overmould grip
- Swivel air inlet
- Built-in air regulator
- Low noise level: only 81 dB(A)
- Rear exhaust
- Includes 1/4" and 6 mm collets

BENEFITS

- General maintenance application
- High operator comfort
- Power and performance
- Ideal for limited space applications



Ø 1/4" & 6 mm



CP9110Q-B
QUIET & EFFICIENT

FEATURES

- Rubber overmould grip
- Swivel air inlet
- Built-in air regulator
- Low noise level: only 81 dB(A)
- Rear exhaust
- Includes 1/4" and 6 mm collets

BENEFITS

- General maintenance application
- High operator comfort
- Power and performance
- Ideal for limited space applications



Ø 1/4" & 6 mm



CP9111Q-B
POWERFUL & QUIET

FEATURES


- Rubber overmould grip
- Swivel air inlet
- Built-in air regulator
- Low noise level: only 80 dB(A)
- Rear exhaust
- Includes 1/4" and 6 mm collets

BENEFITS

- General maintenance application
- High operator comfort
- Power and performance
- Ideal for limited space applications



CP9111Q-B
Metric kit



See details on page 59



See accessories on pages 56-59

MODEL	PART NUMBER	FREE SPEED		POWER		COLLET MAX CAPACITY		AVERAGE AIR CONS.		AIR CONS. @ LOAD		OVERALL LENGTH		NET WEIGHT		AIR INLET.
		rpm		hp	kW	in.	mm	cfm	l/s	cfm	l/s	in.	mm	lb	kg	NPTF
CP9108Q-B	615 195 2108	23,000		0.32	0.24	1/4	6	4	1.9	19.3	9.1	7.9	200	1.1	0.5	1/4"
CP9110Q-B	615 195 2110	27,000		0.32	0.24	1/4	6	4	1.9	18.3	8.6	10.2	260	1.5	0.7	1/4"
CP9111Q-B	615 195 2111	22,000		0.47	0.35	1/4	6	5.5	2.6	23.1	10.9	6.3	160	1.5	0.7	1/4"

All models: Hose int. 3/8" (10 mm) - @90 PSI (@6.3 bar)

Listed specifications are for reference only. Please check documents in each tool.

Distributed by

Applifast.



applifast.com

Toll Free 1 800 563 1293



Die Grinders



Ø 1/4" & 6 mm



CP9112Q-B
POWERFUL & QUIET

FEATURES

- Rubber overmould grip
- Swivel air inlet
- Built-in air regulator
- Low noise level: only 80 dB(A)
- Rear exhaust
- Includes 1/4" and 6 mm collets

BENEFITS

- General maintenance application
- High operator comfort
- Power and performance
- Ideal for limited space applications



Ø 1/4" & 6 mm



CP872
EFFICIENT & ECONOMIC

FEATURES

- Rugged aluminum alloy body
- Built-in air regulator
- Includes 1/4" and 6 mm collets

BENEFITS

- General maintenance applications
- Productivity and control
- Ideal for moldings and general high-speed polishing and grinding



CP9108Q-B



See accessories on pages 56-59



Also available page 98

MODEL	PART NUMBER	FREE SPEED	POWER		COLLET MAX CAPACITY		AVERAGE AIR CONS.		AIR CONS. @ LOAD		OVERALL LENGTH		NET WEIGHT		AIR INLET.
		rpm	hp	kW	in.	mm	cfm	l/s	cfm	l/s	in.	mm	lb	kg	NPTF
CP9112Q-B	615 195 2112	22,000	0.47	0.35	1/4	6	5.6	2.6	25	11.8	13.4	340	2.9	1.3	1/4"
CP872	T025373	27,000	0.6	0.47	1/4	6	10		34	16,2	6.6	167	1,3	0,58	1/4"

All models: Hose int. 3/8" (10 mm) - @90 PSI (@6.3 bar)

Listed specifications are for reference only. Please check documents in each tool.



GRINDERS

Angle Grinders



Ø 50mm (2")



CP7500D

COMPACT CUTTING & GRINDING

FEATURES

- Rubber handle grip
- Lock off safety lever
- Full 180° protective guard
- Side exhaust
- Cut-off tool adapter included

BENEFITS

- General maintenance applications
- Compact and lightweight
- Versatile: designed for grinding and cutting
- Ideal for limited space applications

CP7500D Kit



See details on page 59



Ø 100mm (4")



CP9120CR

LIGHTWEIGHT & EASY HANDLING

FEATURES

- Keyless adjustable protective guard
- Governed for optimal performance
- Aluminum alloy housing
- Helical bevel gear design
- Ergonomic side handle

BENEFITS

- General maintenance applications
- Lightweight rugged housing
- Durability and performance

CP9120CRN

Same features as CP9120CR with different flanges for the North American market only.



Ø 115mm (4.5")



CP9122BR

LIGHTWEIGHT & EASY HANDLING

FEATURES

- Keyless adjustable protective guard
- Governed for optimal performance
- Aluminum alloy housing
- Helical bevel gear design
- Ergonomic side handle

BENEFITS

- General maintenance applications
- Lightweight but rugged housing
- Durability and performance

CP9122CR

Same features as CP9122BR with 3/8"-24 spindle thread



See accessories on pages 56-59



Also available page 98

MODEL	PART NUMBER	FREE SPEED		POWER		CAPACITY WHEEL		SPINDLE THREAD		AVERAGE AIR CONS.		AIR CONS. @ LOAD		OVERALL LENGTH		NET WEIGHT		AIR INLET.
		rpm		hp	kW	in.	mm	in.		cfm	l/s	cfm	l/s	in.	mm	lb	kg	NPTF
CP7500D	894 107 5001	22,000		0.2	0.15	2	50	3/8-24		4.0	1.9	8.0	3.8	5.5	140	1.2	0.6	1/4"
CP9120CR	615 195 2120	12,000		0.8	0.60	4	100	3/8-24		11.7	5.5	23.3	11.0	9.3	233	4.2	1.9	1/4"
CP9120CRN	894 109 1200	12,000		0.8	0.60	4	100	3/8-24		11.7	5.5	23.3	11.0	9.3	233	4.2	1.9	1/4"
CP9122BR	615 195 7222	12,000		0.8	0.60	4.5	115	5/8-11		14.8	7.0	29.7	14.0	9.3	233	4.2	1.9	1/4"
CP9122CR	615 195 2122	12,000		0.8	0.60	4.5	115	3/8-24		14.8	7.0	29.7	14.0	9.3	233	4.2	1.9	1/4"

All models: Hose int. 3/8" (10 mm) - @90 PSI (@6.3 bar)

Listed specifications are for reference only. Please check documents in each tool.

Distributed by

Applifast.



applifast.com

Toll Free 1 800 563 1293

Angle Grinders



Ø 125mm (5")



CP9121BR
 LIGHTWEIGHT
 & EASY HANDLING

FEATURES

- Keyless adjustable protective guard
- Governed for optimal performance
- Aluminum alloy housing
- Helical bevel gear design
- Ergonomic side handle

BENEFITS

- General maintenance applications
- Lightweight rugged housing
- Durability and performance



Ø 180mm (7")



CP9123
 ROBUST
 CONSTRUCTION

FEATURES

- Aluminum alloy housing
- Rubber handle grip

BENEFITS

- General maintenance applications
- Rugged housing
- Durability and performance

CP9121CR
 Same features as CP9121BR with 3/8"-24 spindle thread

CP9121AR
 Same features as CP9121BR with M14 spindle thread
 Not for ANSI NA Market



CP9123



See accessories on pages 56-59



Also available page 98

MODEL	PART NUMBER	FREE SPEED	POWER		CAPACITY WHEEL		SPINDLE THREAD	AVERAGE AIR CONS.		AIR CONS. @ LOAD		OVERALL LENGTH		NET WEIGHT		AIR INLET
		rpm	hp	kW	in.	mm	in.	cfm	l/s	cfm	l/s	in.	mm	lb	kg	NPTF
CP9121BR	615 195 7221	12,000	0.8	0.60	5	125	5/8-11	13.8	6.5	27.6	13.0	9.6	240	4.6	2.1	1/4"
CP9121CR	615 195 2121	12,000	0.8	0.60	5	125	3/8-24	12.7	6.0	25.4	12.0	9.6	240	4.6	2.1	1/4"
CP9121AR	615 195 7321	12,000	0.8	0.60	5	125	M14	13.8	6.5	27.6	13.0	9.6	240	4.6	2.1	1/4"
CP9123	615 195 9123	7,500	1.1	0.85	7	180	5/8-11	12.0	5.7	24.0	11.3	13.4	340	7.5	3.4	3/8"

CP912.. Hose size: 3/8" (10 mm) - CP9123 Hose size: 5/8" (15 mm) - @90 PSI (@6.3 bar)

Listed specifications are for reference only. Please check documents in each tool.



GRINDERS

Angle Grinders



CP7540-C

100mm (4")



POWERFUL & DURABLE / 1.1HP - 840 W / 1,000 HOUR SERVICE INTERVAL

- High quality bevel gears & Governed motor
- Robust steel keyless rotative wheel guard
- 3/8- 24 spindle thread

CP7540-CN

Same features as CP7540C with 3/8" spindle and North America flanges



- Powerful & Efficient
- High Durability
- Easy Operation
- Comfortable
- Ergonomic
- Safe
- Versatile



See accessories on pages 56-59

MODEL	PART NUMBER	FREE SPEED	POWER		CAPACITY WHEEL		SPINDLE THREAD	AVERAGE AIR CONS.		AIR CONS. @ LOAD		OVERALL LENGTH		NET WEIGHT		AIR INLET.
		rpm	hp	kW	in.	mm	in.	cfm	l/s	cfm	l/s	in.	mm	lb	kg	NPTF
CP7540-CN	894 107 5400	12,000	1.1	0.84	4	100	3/8-24	10.0	4.7	40.0	18.9	10.6	270	3.5	1.6	1/4"
CP7540-C	894 107 5401	12,000	1.1	0.84	4	100	3/8-24	10.0	4.7	40.0	18.9	10.6	270	3.5	1.6	1/4"

All models: Hose int. 3/8" (10 mm) - @90 PSI (@6.3 bar)

Listed specifications are for reference only. Please check documents in each tool.

Distributed by

Applifast.



applifast.com

Toll Free 1 800 563 1293



Angle Grinders



Ø 115mm (4.5")



Ø 125mm (5")



CP7545-C

POWERFUL & DURABLE /
1.1HP - 840 W /
1,000 HOUR
SERVICE INTERVAL

FEATURES

- High quality bevel gears & Governed motor
- Robust steel keyless rotative wheel guard
- 3/8- 24 spindle thread

BENEFITS

- Powerful & Efficient
- High Durability
- Easy Operation
- Comfortable
- Ergonomic
- Safe
- Versatile

CP7550-A

POWERFUL & DURABLE /
1.1HP - 840 W /
1,000 HOUR
SERVICE INTERVAL

FEATURES

- High quality bevel gears & Governed motor
- Robust steel keyless rotative wheel guard
- M14 spindle thread

BENEFITS

- Powerful & Efficient
- High Durability
- Easy Operation
- Comfortable
- Ergonomic
- Safe
- Versatile

CP7545-B

Same features as CP7545C
with 5/8" - 11 spindle thread

CP7550-B

Same features as CP7550-A
with 5/8" - 11 spindle thread

CP7550-C

Same features as CP-A with
5/8" - 24 spindle thread



See accessories on pages 56-59

MODEL	PART NUMBER	FREE SPEED		POWER		CAPACITY WHEEL		SPINDLE THREAD		AVERAGE AIR CONS.		AIR CONS. @ LOAD		OVERALL LENGTH		NET WEIGHT		AIR INLET.
		rpm	hp	kW	in.	mm	in.	cfm	l/s	cfm	l/s	in.	mm	lb	kg	NPTF		
CP7545-C	894 107 5451	12,000	1.1	0.84	4.5	115	3/8-24	10.0	4.7	40.0	18.9	10.6	270	3.5	1.6	1/4"		
CP7545-B	894 107 5452	12,000	1.1	0.84	4.5	115	5/8-11	10.0	4.7	40.0	18.9	10.6	270	3.5	1.6	1/4"		
CP7550-A	894 107 5503	12,000	1.1	0.84	5	125	M14	10.0	4.7	40.0	18.9	10.6	270	3.5	1.6	1/4"		
CP7550-B	894 107 5502	12,000	1.1	0.84	5	125	5/8-11	10.0	4.7	40.0	18.9	10.6	270	3.5	1.6	1/4"		
CP7550-C	894 107 5501	12,000	1.1	0.84	5	125	3/8-24	10.0	4.7	40.0	18.9	10.6	270	3.5	1.6	1/4"		

CP912.. Hose size: 3/8" (10 mm) - CP9123 Hose size: 5/8" (15 mm) - @90 PSI (@6.3 bar)

Listed specifications are for reference only. Please check documents in each tool.



GRINDERS

Spares & Accessories



CP CARBIDE BURR

SPEED GUIDE

Recommended Operating Speeds

All rpm ratings in the table below are listed as thousands.

BURR HEAD DIAMETER	MAX. OPERATING SPEED	ALUMINUM, PLASTIC		BRASS, COPPER, CAST IRON, BRONZE		UNHARDENED STEEL		HARDENED STEEL, STAINLESS STEEL, NIMONIC ALLOYS	
		Speed Range	Recomm. Start Point	Speed Range	Recomm. Start Point	Speed Range	Recomm. Start Point	Speed Range	Recomm. Start Point
3 mm (1/8")	100	60 - 80	65	45 - 80	65	60 - 80	80	60 - 80	80
6 mm (1/4")	65	15 - 60	40	22 - 60	45	45 - 60	50	30 - 45	40
10 mm (3/8")	55	10 - 50	25	15 - 40	30	30 - 40	30	19 - 30	25
12 mm (1/2")	35	7 - 30	20	11 - 30	25	22 - 30	25	15 - 22	20
16 mm (5/8")	25	6 - 20	15	9 - 20	20	18 - 20	20	12 - 18	15
20 mm (3/4")	20	5 - 17	10	8 - 17	12	15 - 17	15	10 - 15	10
25 mm (1")	15	4 - 13	8	6 - 13	10	10 - 13	10	7 - 11	8

Recommended speeds are based on standard shank length of 45 mm / (1-3/4") max overhang of 10 mm (3/8")

Maximum recommended operating speeds for extended length shanks is 15,000 rpm

Chicago Pneumatic offers a wide range of products that will cover virtually every application on industry.

CP OFFERS THREE DIFFERENT TYPES OF CUT



DOUBLE CUT

The most common on the market, to be used on hard metal applications



POWER CUT

When high performance and durability is a must, to be used on hard metal application



ALUMINUM CUT

To be used on all soft metals

CARBIDE BURR DISPLAY



IMPERIAL

Part No. 894 017 2244

- 40 pieces display CP branded
- Plastic door with a key lock
- All double cut burrs
- All 1/4" Ø shank
- 2 x (5 shapes and 4 head sizes)
- Shapes B, C, F, G, L
- Head sizes 1/4", 5/16", 3/8", 1/2"

METRIC

Part No. 894 017 1789

- 40 pieces display CP branded
- Plastic door with a key lock
- All double cut burrs
- All 6 mm shank
- 2 x (5 shapes and 4 head sizes)
- Shapes B, C, F, G, L
- Head sizes 6, 8, 10, 12 mm

CARBIDE BURR KITS

DOUBLE CUT

1/8" Ø SHANK
Part No. 894 017 2240

- Kit includes:
- 10 pieces
 - 1/8" head for imperial, shapes A, B, C, D, E, F, G, L, M, N



DOUBLE CUT

1/4" Ø SHANK
Part No. 894 017 2242

- Kit includes:
- 5 pieces
 - 3/8" head, shapes B, C.
 - 1/2" head, shapes C, F, L



POWER CUT

1/4" Ø SHANK
Part No. 894 017 2241

- Kit includes:
- 5 pieces
 - 1/2" head for imperial, shapes B, C, F, G, L



ALUMINUM CUT

1/4" Ø SHANK
Part No. 894 017 2243

- Kit includes:
- 5 pieces
 - 3/8" head, shapes B, C.
 - 1/2" head, shapes C, F, L



3MM Ø SHANK
Part No. 894 017 1785

- Kit includes:
- 10 pieces
 - 3mm head for metric, shapes A, B, C, D, E, F, G, L, M, N

6MM Ø SHANK
Part No. 894 017 1787

- Kit includes:
- 5 pieces
 - 10mm head, shapes B, C.
 - 12mm head, shapes C, F, L

6MM Ø SHANK
Part No. 894 017 1786

- Kit includes:
- 5 pieces
 - 12mm head for metric, shapes B, C, F, G, L

6MM Ø SHANK
Part No. 894 017 1788

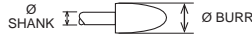
- Kit includes:
- 5 pieces
 - 10mm head, shapes B, C.
 - 12mm head, shapes C, F, L

Spares & Accessories



CP CARBIDE BURR

SINGLE PIECE - IMPERIAL



SHAPE	HEAD SHAPE	DOUBLE CUT						POWER CUT		ALUMINUM CUT	
		SHANK 1/8"		SHANK 1/4"				SHANK 1/4"		SHANK 1/4"	
		BURR Ø 1/8"	BURR Ø 1/4"	BURR Ø 5/16"	BURR Ø 3/8"	BURR Ø 1/2"	BURR Ø 5/8"	BURR Ø 1/2"	BURR Ø 5/8"	BURR Ø 3/8"	BURR Ø 1/2"
	A Cylinder w/o endcut	894 017 2174	894 017 2204	894 017 2211		894 017 2192			894 017 2223	894 017 2228	894 017 2233
	B Cylinder with endcut	894 017 2175	894 017 2205	894 017 2212	894 017 2184	894 017 2193		894 017 2217	894 017 2224	894 017 2248	894 017 2234
	C Ball nosed cylinder	894 017 2176	894 017 2206	894 017 2213	894 017 2185	894 017 2194	894 017 2201	894 017 2218	894 017 2225	894 017 2229	894 017 2235
	D Ball	894 017 2177	894 017 2207	894 017 2214	894 017 2186	894 017 2195				894 017 2230	894 017 2236
	E Oval	894 017 2178		894 017 2215	894 017 2187						
	F Ball nosed tree	894 017 2179	894 017 2208	894 017 2245	894 017 2188	894 017 2196	894 017 2202	894 017 2219	894 017 2226	894 017 2231	894 017 2237
	G Pointed Tree	894 017 2180	894 017 2209	894 017 2216	894 017 2189	894 017 2197		894 017 2220		894 017 2249	894 017 2238
	H Flame					894 017 2198		894 017 2221			
	L Ball nose cone	894 017 2181	894 017 2246	894 017 2247	894 017 2190	894 017 2199	894 017 2203	894 017 2222	894 017 2227	894 017 2232	894 017 2239
	M Cone	894 017 2182	894 017 2210		894 017 2191	894 017 2200					
	N Inverted Cone	894 017 2183									

SINGLE PIECE - METRIC

SHAPE	HEAD SHAPE	DOUBLE CUT						POWER CUT		ALUMINUM CUT	
		SHANK 3 mm		SHANK 6 mm				SHANK 6 mm		SHANK 6 mm	
		BURR 3 mm	BURR 6 mm	BURR 8 mm	BURR 10 mm	BURR 12 mm	BURR 15 mm	BURR 12 mm	BURR 15 mm	BURR 10 mm	BURR 12 mm
	A Cylinder w/o endcut	894 017 1719	894 017 1749	894 017 1756		894 017 1737			894 017 1768	894 017 1773	894 017 1778
	B Cylinder with endcut	894 017 1720	894 017 1750	894 017 1757	894 017 1729	894 017 1738		894 017 1762	894 017 1769	894 017 1935	894 017 1779
	C Ball nosed cylinder	894 017 1721	894 017 1751	894 017 1758	894 017 1730	894 017 1739	894 017 1746	894 017 1763	894 017 1770	894 017 1774	894 017 1780
	D Ball	894 017 1722	894 017 1752	894 017 1759	894 017 1731	894 017 1740				894 017 1775	894 017 1781
	E Oval	894 017 1723		894 017 1760	894 017 1732						
	F Ball nosed tree	894 017 1724	894 017 1753	894 017 1932	894 017 1733	894 017 1741	894 017 1747	894 017 1764	894 017 1771	894 017 1776	894 017 1782
	G Pointed Tree	894 017 1725	894 017 1754	894 017 1761	894 017 1734	894 017 1742		894 017 1765		894 017 1936	894 017 1783
	H Flame					894 017 1743		894 017 1766			
	L Ball nose cone	894 017 1726	894 017 1933	894 017 1934	894 017 1735	894 017 1744	894 017 1748	894 017 1767	894 017 1772	894 017 1777	894 017 1784
	M Cone	894 017 1727	894 017 1755		894 017 1736	894 017 1745					
	N Inverted Cone	894 017 1728									

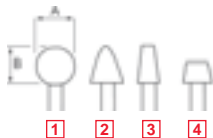
GRINDERS

Spares & Accessories



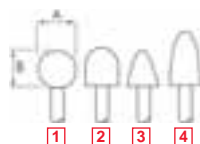
MOUNTED POINTS 3 MM Ø SHANK - RED

N°	MAX SPEED* RPM	A		B		PART NUMBER
		IN.	MM	IN.	MM	
1	104,000	0.19	5	0.19	5	38582
2	104,000	0.19	5	0.31	8	38522
3	105,000	0.16	4	0.16	4	38562
4	81,000	0.25	6	0.25	6	38542



MOUNTED POINTS 6 MM Ø SHANK - RED

N°	MAX SPEED* RPM	A		B		PART NUMBER
		IN.	MM	IN.	MM	
1	59,000	0.62	16	0.62	16	435983
2	50,000	0.79	20	0.62	16	435993
3	45,000	0.79	20	1.10	28	436003
4	48,000	0.79	20	1.26	32	436013



ACCESSORIES INCLUDED WITH THE TOOL CP7500D

DESCRIPTION	MAX SPEED	PART NUMBER
	RPM	
2" Grinding wheel 60 Grit (5 PC)	20,000	894 016 2768
2" Grinding wheel 80 Grit (5 PC)	20,000	894 016 2769
2" Grinding wheel 120 Grit (5 PC)	20,000	894 016 2770
Spanner		894 016 2759
Nuts		894 016 2765
2" Cutting wheel (5pc)	20,000	894 016 4490



COLLET**

MODEL	CAPACITY	PART NUMBER
CP875, CP876, CP9105Q-B, CP9106Q-B, CP872, CP9107, CP9108Q-B, CP9110Q-B, CP9111Q-B, CP9112Q-B, CP9105Q-B, CP9106Q-B, CP9107, CP9108Q-B, CP9110Q-B, CP9111Q-B, CP9112Q-B, CP875, CP876, CP872	3 mm	205 048 4292
CP9105Q-B, CP9106Q-B, CP9107, CP9108Q-B, CP9110Q-B, CP9111Q-B, CP9112Q-B, CP875, CP876, CP872	1/4"	205 048 4293
CP9105Q-B, CP9106Q-B, CP9107, CP9108Q-B, CP9110Q-B, CP9111Q-B, CP9112Q-B	6 mm	C139289
CP875, CP876, CP872, CP860	1/8"	205 051 6623
	1/4"	C138727

REAR EXHAUST HOSE ASSEMBLY - NOISE REDUCER



MODEL	PART NUMBER
CP9111Q-B, CP9112Q-B	205 051 6493

ADAPTER



DESCRIPTION - (MODEL)	PART NUMBER
Collet adapter Allows use of 1/8" shank burs - (For any 1/4" Collet die grinder)	C123029

** COLLET GRINDER ACCESSORIES aluminum

Oxide Mounted Points are available in red grades. Red grades are suitable for grinding high tensile materials such as ordinary and alloy steels, high speed steel and annealed malleable iron.

* Maximum permissible speed with 12.7 mm or 1/2" spindle overhang.

Spares & Accessories



GRINDER KITS



CP9104Q Kit

Part No. 615 195 0104

Kit includes:

- (1) Pencil Grinder
- (5) Mounted points 3mm
- (5) Carbide burs 3 mm
- (1) 1/8" and 3 mm collets
- (1) 2.4 mm collet



CP875 Kit

Part No. 894 110 8751

Kit includes:

- (1) Grinder CP875
- (1) 2" - 50 mm backing pad
- (2) 2" - 50 mm coarse surface prep pad
- (2) 2" - 50 mm medium surface prep pad
- (2) 2" - 50 mm fine surface prep pad
- (2) 2" - 50 mm 50 grit sanding disc
- (2) 2" - 50 mm 36 grit sanding disc
- (2) 2" - 50 mm 24 grit sanding disc



CP9111Q-B Mkit

Part No. 615 195 0211

Kit includes:

- (1) Die grinder CP9111QB
- (1) 3 mm collet
- (5) 3 mm mounted points
- (5) 6 mm mounted points



CP7500DK Kit

Part No. 894 107 5002

Kit includes:

- (1) 2" (51mm) Angle Grinder / Cut-off Tool
- (3) 2" (51mm) grinding wheel 60 Grit
- (3) 2" (51mm) grinding wheel 80 Grit
- (3) 2" (51mm) grinding wheel 120 Grit
- (5) 2" (51mm) cutting wheel
- (1) Pin wrench
- (1) Spanner
- (1) Protective glasses

TUNE-UP KITS

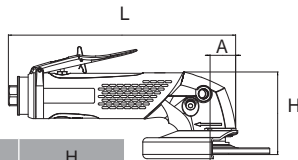
MODEL	PART NUMBER
CP75.. series	894 017 3442
CP872	894 017 4766
CP9104Q	205 050 6623
CP9105Q-B	894 016 8879
CP9106Q-B	894 016 8880
CP9107	894 017 2128
CP9108Q-B	894 016 8880
CP9110Q-B	894 016 8879
CP9111Q-B	894 016 8892
CP9112Q-B	894 016 8892
CP9120CR	205 050 4823
CP9121AR	205 050 4823
CP9121BR	205 050 4823
CP9121CR	205 050 4823
CP9122BR	205 050 4823
CP9122CR	205 050 4823
CP9123	205 050 3733

GUARD - FLANGE & FLANGE NUT - SPANNER & KEY

MODEL	DESCRIPTION	PART NUMBER
CP9122BR/CR	4-1/2" (114 mm) Disc Guard	205 053 4023
	Flange for 3/8"-24UNF	205 053 3943
	Flange for 5/8"-11UNF	615 503 1600
	Flange Nut for 3/8"-24UNF	205 053 3973
	Flange Nut for 5/8"-11UNF	615 502 0780
	Spanner	205 053 4033
CP9121CR/BR/AR	Pin Wrench	205 048 6673
	Side Handle	205 052 4063
	5" (125 mm) Disc Guard	205 053 4013
	Flange for M14x2	615 503 1590
	Flange for 3/8"-24UNF	205 053 3943
	Flange for 5/8"-11UNF	615 503 1600
	Flange Nut for M14x2	615 502 0770
	Flange Nut for 3/8"-24UNF	205 053 3973
	Flange Nut for 5/8"-11UNF	615 502 0780
	Spanner	205 053 4033
CP9123	Pin Wrench	205 048 6673
	Side Handle	205 052 4063
CP9111Q-B, CP9112Q-B	Complete Sanding kit ø125 mm thread pad 3/8" x24UNF	205 049 8533
	Disc Guard	205 050 0973
CP9105Q-B, CP9106Q-B, CP9107, CP9108Q-B	Flange	205 050 0963
	Flange Nut	205 050 0983
CP9110Q-B, CP9112Q-B	Spanner	205 050 1193
	HEX. Key Wrench	205 050 1213
CP9122BR, CP9122CR	Double Ended Spanner	205 049 6453
	Spanner kit	894 016 8891
CP9123	Spanner (2)	CA144807

DIMENSIONS

ANGLE GRINDER	L		A		H	
	in	mm	in	mm	in	mm
CP7500D	5.5	140	2.52	64	1.04	26.4
CP75XX series	10.6	270	7.87	200	3.93	100
CP9120CR	9.3	233	1.58	40	4.06	103
CP9120CRN	9.3	233	1.58	40	4.06	103
CP9121AR	9.6	240	1.58	40	4.06	103
CP9121BR	9.6	240	1.58	40	4.06	103
CP9121CR	9.6	240	1.58	40	4.06	103
CP9122BR	9.3	233	1.58	40	4.06	103
CP9122CR	9.3	233	1.58	40	4.06	103
CP9123	13.4	340	1.18	30	5.51	140



SANDERS & POLISHERS



Wide range of sanders and polishers for finishing applications


▶ FINISHING SANDERS / POLISHERS

Standard and modular sanders with self-vacuum or central vacuum capability. We offer many solutions for your requirements.


▶ DISC SANDERS OR BELT SANDERS

A complete range to suit your finishing surface applications for specific abrasives.

▶ ORBITS SANDERS



ø 2.5 mm (3/32") Dia. Orbit for ultra fine sanding



ø 5 mm (3/16") Dia. Orbit for general sanding



ø 10 mm (3/8") Dia. Orbit for aggressive sanding



SELECT THE RIGHT RANDOM ORBITAL FOR YOUR APPLICATIONS

	MODEL	PAD SIZE		ORBIT		PAD TYPE	2 HANDED
		IN.	MM	IN.	MM		
Non-Vacuum (NV)	Non- Vacuum (NV)						
	CP7225-3	3	75	3/32	2.5	PSA	
	CP7225E-3	3	75	3/32	2.5	H&L	
	CP7255-3	3	75	3/16	5	PSA	
	CP7255E-3	3	75	3/16	5	H&L	
	CP3510	5	125	3/16	5	H&L	
	CP3511	5	125	3/16	5	PSA	
	CP7225	6	150	3/32	2.5	PSA	
	CP7225E	6	150	3/32	2.5	H&L	
	CP7255(H)	6	150	3/16	5	PSA	(H)
	CP7255E(HE)	6	150	3/16	5	H&L	(H)
	CP7215(H)	6	150	3/8	10	PSA	(H)
	CP7215E(HE)	6	150	3/8	10	H&L	(H)
	CP870	6	150	3/8	10	PSA	(H)
Self Vacuum (SV)	Self Vacuum (SV)						
	CP3512	5	125	3/16	5	H&L	
	CP7225SV	6	150	3/32	2.5	PSA	
	CP7225SVE	6	150	3/32	2.5	H&L	
	CP7255SV	6	150	3/16	5	PSA	
	CP7255SVE	6	150	3/16	5	H&L	
	CP7215SV	6	150	3/8	10	PSA	
CP7215SVE	6	150	3/8	10	H&L		
Central Vacuum (CV)	Central Vacuum (CV)						
	CP7225CVE-3	3	75	3/32	2.5	H&L	
	CP7255CVE-3	3	75	3/16	5	H&L	
	CP3514	5	125	3/16	5	H&L	
	CP7225CV	6	150	3/32	2.5	PSA	
	CP7225CVE	6	150	3/32	2.5	H&L	
	CP7255CV	6	150	3/16	5	PSA	
	CP7255CVE(HCVE)	6	150	3/16	5	H&L	(H)
	CP7215CVE(HCVE)	6	150	3/8	10	H&L	(H)



SANDERS & POLISHERS

Random Orbital Sanders - Pad ø 3" (75 mm)



Ø 2.5mm (3/32")



CP7225-3

ERGONOMIC & POWERFUL

FEATURES

- Non Vacuum (NV) model in PSA Pad
- 3" (75 mm) random orbital palm sander
- Powerful 0.3 hp (210 W) motor
- Soft grip, tear drop design for perfect control
- Shut-off and speed control switch

BENEFITS

- Operator comfort with ergonomic palm shape
- Productivity increased with low vibrations level
- Powerful and easy to use for vertical and horizontal applications
- 3/32" (2.5 mm): used for final sanding, finishing, and pre-polishing processes

CP7225E-3

Same features as CP7225-3 in Hook&Loop (H&L) pad

CP7225CVE-3

Same features as CP7225-3 with central vacuum dust extraction (CV) model in Hook&Loop (H&L) pad



See accessories on pages 73 & 74



Ø 5mm (3/16")



CP7255-3

ERGONOMIC & POWERFUL

FEATURES

- Non Vacuum (NV) model in PSA Pad
- 3" (75 mm) random orbital palm sander
- Powerful 0.3 hp (210 W) motor
- Soft grip, tear drop design for perfect control
- Shut-off and speed control switch

BENEFITS

- Operator comfort with ergonomic palm shape
- Productivity increased with low vibrations level
- Powerful and easy to use for vertical and horizontal applications
- 3/16" (5 mm): great for surface preparation from body filler to paint primer

CP7255E-3

Same features as CP7255-3 in Hook&Loop (H&L) pad

CP7255CVE-3

Same features as CP7255-3 with central vacuum dust extraction (CV) model in Hook&Loop (H&L) pad



Eco change Motor, see page 73

MODEL	PART NUMBER	FREE SPEED	PAD SIZE		SPINDLE THREAD	AVERAGE AIR CONS.		AIR CONS. @ LOAD		DIMENSIONS				NET WEIGHT		PAD TYPE	AIR INLET	VAC
			rpm	in.		mm	in.	cfm	l/s	cfm	l/s	HEIGHT	LENGTH	in.	mm			
ORBIT 3/32" (2.5 mm)																		
CP7225-3	894 107 2257	12,000	3	75	5/16-24	8.3	3.9	16.5	7.8	3.9	100	5.7	145	1.38	0.63	PSA	1/4"	NV
CP7225E-3	894 127 2257	12,000	3	75	5/16-24	8.3	3.9	16.5	7.8	3.9	100	5.7	145	1.38	0.63	H&L	1/4"	NV
CP7225CVE-3	894 127 2258	12,000	3	75	5/16-24	8.3	3.9	16.5	7.8	3.9	100	7.1	180	1.45	0.66	H&L	1/4"	CV
ORBIT 3/16" (5 mm)																		
CP7255-3	894 107 2557	12,000	3	75	5/16-24	8.3	3.9	16.5	7.8	3.9	100	5.7	145	1.38	0.63	PSA	1/4"	NV
CP7255E-3	894 127 2557	12,000	3	75	5/16-24	8.3	3.9	16.5	7.8	3.9	100	5.7	145	1.38	0.63	H&L	1/4"	NV
CP7255CVE-3	894 127 2558	12,000	3	75	5/16-24	8.3	3.9	16.5	7.8	3.9	100	7.1	180	1.45	0.66	H&L	1/4"	CV

All models: Hose size 3/8" (10 mm) - @90 PSI (@6.3 bar)

Listed specifications are for reference only. Please check documents in each tool.



Random Orbital Sanders - Pad ø 5" (125 mm)



Ø 5mm (3/16")



CP3510
ERGONOMIC & POWERFUL

FEATURES

- Non Vacuum (NV) model in Hook & Loop Pad
- 5" (125 mm) random orbital palm sander
- Powerful 0.3 hp (210 W) motor
- Soft grip, tear drop design for perfect control
- Shut-off and speed control switch

BENEFITS

- Operator comfort with ergonomic palm shape
- Productivity increased with low vibration level
- Powerful and ergonomic palm shape for vertical and horizontal applications
- 3/16" (5 mm): great for surface preparation from body filler to paint primer

CP3511
Same features as CP3510 in PSA pad



Ø 5mm (3/16")



CP3512
ERGONOMIC & POWERFUL

FEATURES

- Self Vacuum (SV) model in Hook & Loop Pad
- 5" (125 mm) random orbital palm sander
- Powerful 0.3 hp (210 W) motor
- Soft grip, tear drop design for perfect control
- Shut-off and speed control switch

BENEFITS

- Operator comfort with ergonomic palm shape
- Productivity increased with low vibrations level
- Powerful and ergonomic palm shape for vertical and horizontal applications
- 3/16" (5 mm): great for surface preparation from body filler to paint primer



Ø 5mm (3/16")



CP3514
ERGONOMIC & POWERFUL

FEATURES

- Central Vacuum (CV) model in Hook & Loop Pad
- 5" (125 mm) random orbital palm sander
- Powerful 0.3 hp (210 W) motor
- Soft grip, tear drop design for perfect control
- Shut-off and speed control switch

BENEFITS

- Operator comfort with ergonomic palm shape
- Productivity increased with low vibrations level
- Powerful and ergonomic palm shape for vertical and horizontal applications
- 3/16" (5 mm): great for surface preparation from body filler to paint primer



See accessories on pages 73 & 74



Eco change Motor, see page 73



MODEL	PART NUMBER	FREE SPEED	PAD SIZE		SPINDLE THREAD	AVERAGE AIR CONS.		AIR CONS. @ LOAD		DIMENSIONS				NET WEIGHT		PAD TYPE	AIR INLET	VAC
			rpm	in.		mm	in.	cfm	l/s	cfm	l/s	HEIGHT	LENGTH	lb	kg			
ORBIT 3/16" (5 mm)																		
CP3510	615 193 3510	12,000	5	125	5/16-24	8	3.8	16	7.6	4.1	105	6.3	160	1.3	0.74	H&L	1/4"	NV
CP3511	615 193 3511	12,000	5	125	5/16-24	8	3.8	16	7.6	4.1	105	6.3	160	1.3	0.74	PSA	1/4"	NV
CP3512	615 193 3512	12,000	5	125	5/16-24	8	3.8	16	7.6	4.1	105	8.3	211	1.38	0.78	H&L	1/4"	SV
CP3514	615 193 3514	12,000	5	125	5/16-24	8	3.8	16	7.6	4.1	105	7.9	200	1.4	0.79	H&L	1/4"	CV

All models: Hose size 3/8" (10 mm) - @90 PSI (@6.3 bar)

Listed specifications are for reference only. Please check documents in each tool.

SANDERS & POLISHERS

Random Orbital Sanders - Pad ø 6" (150 mm)



Ø 2.5mm (3/32"): used for final sanding, finishing, and pre-polishing processes



CP7225



Ø 5mm (3/16"): great for surface preparation from body filler to paint primer



CP7255



Ø 10mm (3/8"): great for heavy material removal such as body filler



CP7215

POWERFUL & COMFORTABLE

FEATURES

- Non Vacuum (NV) model in PSA pad
- 6" (150 mm) random orbital palm sander
- Powerful 0.29 hp (210 W) motor
- Soft grip, tear drop design for perfect control
- Shut-off and speed control switch

BENEFITS

- Operator comfort with ergonomic palm shape
- Productivity increased with low vibrations level
- Powerful and ergonomic palm shape for vertical and horizontal applications

CP72..E models

Same features as CP7225/55/15 in Hook&Loop (H&L) pad




CP72..CV/CVE models

Same features as CP7225/55/15 with central vacuum dust extraction (CV) model in PSA & Hook&Loop (H&L) pad



CP72..SV/SVE models

Same features as CP7225/55/15 with self vacuum (SV) model in Hook&Loop (H&L) pad



See accessories on pages 73 & 74



Eco change Motor, see page 73

MODEL	PART NUMBER	FREE SPEED	PAD SIZE		SPINDLE THREAD	AVERAGE AIR CONS.		AIR CONS. @ LOAD		DIMENSIONS				NET WEIGHT		PAD TYPE	AIR INLET	VAC
			rpm	in.		mm	in.	cfm	l/s	cfm	l/s	HEIGHT		LENGTH				
ORBIT 3/32" (2.5 mm)																		
CP7225	894 107 2251	12,000	6	150	5/16-24	8	3.8	16	7.6	4.1	105	7.3	185	1.74	0.79	PSA	1/4"	NV
CP7225E	894 127 2251	12,000	6	150	5/16-24	8	3.8	16	7.6	4.1	105	7.3	185	1.74	0.79	H&L	1/4"	NV
CP7225CV	894 107 2253	12,000	6	150	5/16-24	8	3.8	16	7.6	4.1	105	8.7	221	1.83	0.83	PSA	1/4"	CV
CP7225CVE	894 127 2253	12,000	6	150	5/16-24	8	3.8	16	7.6	4.1	105	8.7	221	1.83	0.83	H&L	1/4"	CV
CP7215SVE	894 127 2152	12,000	6	150	5/16-24	8	3.8	16	7.6	4.1	105	9.1	232	1.84	0.82	H&L	1/4"	SV
ORBIT 3/16" (5 mm)																		
CP7255	894 107 2551	12,000	6	150	5/16-24	8	3.8	16	7.6	4.1	105	7.3	185	1.74	0.79	PSA	1/4"	NV
CP7255E	894 127 2551	12,000	6	150	5/16-24	8	3.8	16	7.6	4.1	105	7.3	185	1.74	0.79	H&L	1/4"	NV
CP7255CV	894 107 2553	12,000	6	150	5/16-24	8	3.8	16	7.6	4.1	105	8.7	221	83	0.83	PSA	1/4"	CV
CP7255CVE	894 127 2553	12,000	6	150	5/16-24	8	3.8	16	7.6	4.1	105	8.7	221	83	0.83	H&L	1/4"	CV
CP7255SV	894 107 2552	12,000	6	150	5/16-24	8	3.8	16	7.6	4.1	105	9.1	232	1.84	0.82	PSA	1/4"	SV
CP7255SVE	894 127 2552	12,000	6	150	5/16-24	8	3.8	16	7.6	4.1	105	9.1	232	1.84	0.82	H&L	1/4"	SV
ORBIT 3/8" (10 mm)																		
CP7215	894 107 2151	12,000	6	150	5/16-24	8	3.8	16	7.6	4.1	105	6.3	185	1.74	0.79	PSA	1/4"	NV
CP7215E	894 127 2151	12,000	6	150	5/16-24	8	3.8	16	7.6	4.1	105	7.3	185	1.74	0.79	H&L	1/4"	NV
CP7215CVE	894 127 2153	12,000	6	150	5/16-24	8	3.8	16	7.6	4.1	105	8.7	221	1.83	0.83	H&L	1/4"	CV
CP7225SVE	894 127 2252	12,000	6	150	5/16-24	8	3.8	16	7.6	4.1	105	9.1	232	1.84	0.82	H&L	1/4"	SV

All models: Hose size 3/8" (10 mm) - @90 PSI (@6.3 bar)

Listed specifications are for reference only. Please check documents in each tool.

Distributed by

Applifast.



applifast.com

Toll Free 1 800 563 1293



Handle Grip Sanders - Pad ø 6" (150 mm)



Ø 5mm (3/16")



CP7255H

LIGHTWEIGHT & POWERFUL

FEATURES

- Non Vacuum (NV) model in PSA Pad
- 2-handed 6" (150 mm) random orbital palm sander
- Powerful 0.3 hp (210 W) motor
- Soft grip, tear drop design for perfect control
- Shut-off and speed control switch

BENEFITS

- Operator comfort with ergonomic palm shape
- Productivity increased with low vibration level
- Powerful and easy to use for vertical and horizontal applications
- 3/16" (5 mm): great for surface preparation from body filler to paint primer

CP7255HE
Same features as CP7255H in Hook&Loop (H&L) pad

CP7255HCVE
Same features as CP7255H with central vacuum dust extraction (CV) model in Hook&Loop (H&L) pad



Ø 10mm (3/8")



CP7215H

LIGHTWEIGHT & POWERFUL

FEATURES

- Non Vacuum (NV) model in PSA Pad
- 2-handed 6" (150 mm) random orbital palm sander
- Powerful 0.3 hp (210 W) motor
- Soft grip, tear drop design for perfect control

BENEFITS

- Operator comfort with ergonomic palm shape
- Productivity increased with low vibration level
- Powerful and ergonomic palm shape for vertical and horizontal applications
- 3/8" (10 mm): great for heavy material removal such as body filler

CP7215HE
Same features as CP7215H in Hook&Loop (H&L) pad

CP7215HCVE
Same features as CP7215H with central vacuum dust extraction (CV) model in Hook&Loop (H&L) pad



Ø 10mm (3/8")



CP870

DUAL ACTION SANDER

FEATURES

- General-duty sander with rotary or random orbital options
- PSA sanding pad
- Insulated grip and lock off throttle to prevent accidental start ups
- Power regulator for precise control

BENEFITS

- Operator comfort
- Excellent for blending and smoothing filler, feather edging and pre-paint preparation



See accessories on pages 73 & 74



Eco change Motor, see page 73

MODEL	PART NUMBER	FREE SPEED	PAD SIZE		SPINDLE THREAD	AVERAGE AIR CONS.		AIR CONS. @ LOAD		DIMENSIONS				NET WEIGHT		PAD TYPE	AIR INLET	VAC
			rpm	in.		mm	in.	cfm	l/s	cfm	l/s	HEIGHT	LENGTH	in.	mm			
ORBIT 3/16" (5 mm)																		
CP7255H	894 107 2554	11,000	6	150	5/16-24	9	4.3	18	8.5	3.8	96	11.0	285	1.93	0.88	H&L	1/4"	NV
CP7255HE	894 127 2554	11,000	6	150	5/16-24	9	4.3	18	8.5	3.8	96	11.0	285	1.93	0.88	H&L	1/4"	NV
CP7255HCVE	894 127 2555	11,000	6	150	5/16-24	9	4.3	18	8.5	3.8	96	11.0	285	1.93	0.88	H&L	1/4"	CV
ORBIT 3/8" (10 mm)																		
CP7215H	894 107 2154	11,000	6	150	5/16-24	9	4.3	18	8.5	3.8	96	11.0	285	2	0.92	PSA	1/4"	NV
CP7215HE	894 127 2154	11,000	6	150	5/16-24	9	4.3	18	8.5	3.8	96	11.0	285	2	0.92	H&L	1/4"	NV
CP7215HCVE	894 127 2155	11,000	6	150	5/16-24	9	4.3	18	8.5	3.8	96	11.0	285	2	0.92	H&L	1/4"	CV
CP870	T023990	10,000	6	150	5/16-24	8	3.8	18	7.6	4.7	120	4.2	193	4.25	1.93	PSA	1/4"	NV

All models: Hose size 3/8" (10 mm) - @90 PSI (@6.3 bar)

Listed specifications are for reference only. Please check documents in each tool.



SANDERS & POLISHERS

Jitterbug Sanders



Ø 2.5mm (3/32")



CP7263E

ERGONOMIC & POWERFUL

FEATURES

- Non-vacuum in Hook & Loop (H&L) pad
- 3"x4-1/4" (74x109 mm) jitterbug rectangle sander
- Powerful 0.3 hp (210 W) motor
- Soft grip, tear drop design for perfect control
- Chemical and impact resistant composite housing

BENEFITS

- Operator comfort with ergonomic palm shape
- Powerful and easy to use
- Compact pad great for sanding on small surfaces
- 3/32" (2.5 mm): used for final sanding, finishing, and pre-polishing processes

CP7263CVE

Same features as CP7263E with central vacuum dust extraction (CV) model in Hook&Loop (H&L) pad



Ø 2.5mm (3/32")



CP7264E

ERGONOMIC & POWERFUL

FEATURES

- Non-vacuum in Hook & Loop (H&L) pad
- 2-3/4"x7-3/4" (70x198 mm) Jitterbug rectangle sander
- Powerful 0.3 hp (210 W) motor
- Soft grip, tear drop design for perfect control
- Chemical and impact resistant composite housing

BENEFITS

- Operator comfort with ergonomic palm shape
- Powerful and easy to use
- Long pad ideal for larger surfaces
- 3/32" (2.5 mm): used for final sanding, finishing, and pre-polishing processes

CP7264CVE

Same features as CP7264E with central vacuum dust extraction (CV) model in Hook&Loop (H&L) pad



Ø 2.5mm (3/32")



CP7266E

ERGONOMIC & POWERFUL

FEATURES

- Non-vacuum in Hook & Loop (H&L) pad
- 3-1/4"x5" (80x130 mm) jitterbug rectangle sander
- Powerful 0.3 hp (210 W) motor
- Soft grip, tear drop design for perfect control
- Chemical and impact resistant composite housing

BENEFITS

- Operator comfort with ergonomic palm shape
- Powerful and easy to use
- Universal size pad for versatile use
- 3/32" (2.5 mm): used for final sanding, finishing, and pre-polishing processes

CP7266CVE

Same features as CP7266E with central vacuum dust extraction (CV) model in Hook&Loop (H&L) pad



See accessories on pages 73 & 74



Eco change Motor,
see page 73

MODEL	PART NUMBER	FREE SPEED	PAD SIZE		AVERAGE AIR CONS.		AIR CONS. @ LOAD		DIMENSIONS				NET WEIGHT		PAD TYPE	AIR INLET	VAC
			rpm	in.	mm	cfm	l/s	cfm	l/s	HEIGHT	LENGTH		lb	kg			
ORBIT 3/32" (2.5 mm)																	
CP7263E	894 107 2650	10,000	3x4-1/4	74x109	9	4.3	18	8.5	3.9	100	6.1	155	1.4	0.63	H&L	1/4"	NV
CP7263CVE	894 117 2650	10,000	3x4-1/4	74x109	9	4.3	18	8.5	3.9	100	7.7	195	1.51	0.68	H&L	1/4"	CV
CP7264E	894 107 2640	10,000	2-3/4x7-3/4	70x198	9	4.3	18	8.5	3.9	100	7.9	200	1.24	0.7	H&L	1/4"	NV
CP7264CVE	894 117 2640	10,000	2-3/4x7-3/4	70x198	9	4.3	18	8.5	3.9	100	9.4	240	1.66	0.75	H&L	1/4"	CV
CP7266E	894 107 2660	10,000	3-1/4x5	80x130	9	4.3	18	8.5	3.9	100	6.1	155	1.47	0.66	H&L	1/4"	NV
CP7266CVE	894 117 2660	10,000	3-1/4x5	80x130	9	4.3	18	8.5	3.9	100	7.7	195	1.29	0.71	H&L	1/4"	CV

All models: Hose size 3/8" (10 mm) - @90 PSI (@6.3 bar)

Listed specifications are for reference only. Please check documents in each tool.

Distributed by

Applifast.



applifast.com

Toll Free 1 800 563 1293



Jitterbug Sanders



Ø 2.5mm (3/32")



CP7267E

ERGONOMIC & POWERFUL

FEATURES

- Non-vacuum in Hook & Loop (H&L) pad
- 3-7/8"-5-5/8" (100x144 mm) jitterbug delta sander
- Powerful 0.3 hp (210 W) motor
- Soft grip, tear drop design for perfect control
- Chemical and impact resistant composite housing

BENEFITS

- Operator comfort with ergonomic palm shape
- Powerful and easy to use
- Great for corners with the delta pad
- 3/32" (2.5 mm): used for final sanding, finishing, and pre-polishing processes

CP7267CVE
 Same features as CP7267E with central vacuum dust extraction (CV) model in Hook&Loop (H&L) pad



Eco change Motor, see page 73



See accessories on pages 73 & 74

MODEL	PART NUMBER	FREE SPEED	PAD SIZE		AVERAGE AIR CONS.		AIR CONS. @ LOAD		DIMENSIONS				NET WEIGHT		PAD TYPE	AIR INLET	VAC
			rpm	in.	mm	cfm	l/s	cfm	l/s	HEIGHT	LENGTH		lb	kg			
ORBIT 3/32" (2.5 mm)																	
CP7267E	894 107 2670	10,000	3-7/8-5-5/8 delta	100x144 delta	9	4.3	18	8.5	3.9	100	7.3	185	1.47	0.66	H&L	1/4"	NV
CP7267CVE	894 117 2670	10,000	3-7/8-5-5/8 delta	100x144 delta	9	4.3	18	8.5	3.9	100	9.4	240	1.58	0.71	H&L	1/4"	CV

All models: Hose size 3/8" (10 mm) - @90 PSI (@6.3 bar)

Listed specifications are for reference only. Please check documents in each tool.



SANDERS & POLISHERS

Pad ø 7" (180 mm) & ø 8" (200 mm)



Ø 180mm (7")



CP7265S

PRODUCTIVE POLISHING

FEATURES

- Heavy-duty vertical sander
- Rugged 0.7 hp (500 W) motor
- Muffled handle exhaust to vent air away from work surface
- Delivered with 7" (178 mm) pad
- Speed control switch

BENEFITS

- Powerful motor for productivity
- Maximize operator comfort
- Perfect for roughing in body filler, weld, smoothing, paint, rust and stone removal

CP7265P

Same features as CP7265S,
Delivered with 7" (178 mm)
pad and with 8" (200 mm)
"flex-edge" polishing pad



Ø 180mm (7")



CP7269S

VERSATILE POLISHING

FEATURES

- Heavy-duty angle sander
- Rugged 0.7 hp (500 W) motor
- Hardened and ground spiral bevel gears
- Delivered with 7" (178 mm) pad

BENEFITS

- Powerful motor for productivity
- Low vibrations and durability
- Perfect for weld smoothing, paint, rust and stone removal

CP7269P

Same features as CP7269S,
Delivered with 7" (178 mm)
pad and with 8" (200 mm)
"flex-edge" polishing pad



Ø 150mm (6")



CP8210

LIGHTWEIGHT
& PRECISION

FEATURES

- 6" (150 mm) electric polishers
- Compact and lightweight tool
- Powerful 10 AMP - 3 hp (2200 W) motor
- Electronic power regulator
- Unique and durable gearing for high spindle torque
- Multi-position side handle
- UK 3-pin plug with 4 m heavy duty cable

BENEFITS

- Precise control and flexibility
- Smooth operation
- Operator comfort

CP8210E

Same great features as CP8210 with
European 2 pin plug

Not marketed in USA and Canada



See accessories on pages 73 & 74

MODEL	PART NUMBER	FREE SPEED	PAD SIZE		SPINDLE THREAD	POWER		OVERALL LENGTH		NET WEIGHT	
		rpm	in.	mm	in.	hp	kW	in.	mm	lb	kg
CP8210	894 108 2104	900/2,500	6	150	M14x2	1.6	1.2	19.6	500	5.7	2.6
CP8210E	894 108 2105	900/2,500	6	150	M14x2	1.6	1.2	19.6	500	5.7	2.6

* Not available for North America

MODEL	PART NUMBER	FREE SPEED	PAD SIZE		SPINDLE THREAD	AVERAGE AIR CONS.		AIR CONS. @ LOAD		DIMENSIONS				NET WEIGHT		AIR INLET
			in.	mm		cfm	l/s	cfm	l/s	HEIGHT		LENGTH		lb	kg	NPTF
										in.	mm	in.	mm			
CP7265S	894 100 8650	5,000	7	180	5/8-11	11.2	5.3	32	15.1	7.8	200	11,8	300	4.9	2.2	1/4"
CP7265P	615 193 9166	2,100	8	205	5/8-11	11.2	5.3	28.1	13.3	7.8	200	11,8	300	5.1	2.3	1/4"
CP7269S	894 107 8690	5,000	7	180	5/8-11	13.0	6.2	26.7	12.6	4.3	110	12,4	315	5.1	2.3	1/4"
CP7269P	894 107 8691	2,600	8	205	5/8-11	13.0	6.2	25	11.8	4.3	110	12,4	315	5.5	2.5	1/4"

All models: Hose size 3/8" (10 mm) - @90 PSI (@6.3 bar)

Listed specifications are for reference only. Please check documents in each tool.

Distributed by

Applifast.



applifast.com

Toll Free 1 800 563 1293



Pad ø 2" (50 mm) & ø 3" (75 mm)



Ø 50 & 75mm (2" & 3")



CP7200

SMART SANDING REPAIR

FEATURES

- Mini pistol random orbital sander with 2" (50 mm) and 3" (75 mm) H&L pads
- Rubber molded pistol grip
- Adjustable power regulator
- Progressive throttle
- Muffled handle exhaust

BENEFITS

- Compact & lightweight
- Maximize operator control and ergonomics, less fatigue
- Job done faster and easier
- Excellent for small area repair

CP7200S Kit



See details on page 73



Ø 75mm (3")



CP7201

SMART POLISHING REPAIR

FEATURES

- Mini disc polisher 3" (75 mm) Hook & Loop pad
- Powerful, resists to stalls
- Rubber molded pistol grip
- Adjustable power regulator
- Progressive throttle
- Silent handle exhaust

BENEFITS

- Compact and lightweight
- Maximize operator control and ergonomics, less fatigue
- Job done faster and easier
- Excellent for small area repair

CP7201P Kit



See details on page 73



Ø 75mm (3")



CP7202

ROTARY SANDING

FEATURES

- Mini pistol disc sander with 3" (75 mm) Roloc pad
- Rubber molded pistol grip
- Adjustable power regulator
- Progressive throttle
- Handle exhaust

BENEFITS

- General maintenance pistol sander
- Compact & lightweight
- Maximized operator control and improved ergonomics lowers fatigue
- Job done faster and easier
- Excellent for small area repair

CP7202D Kits



See details on page 73



See accessories on pages 73 & 74

MODEL	PART NUMBER	FREE SPEED rpm	PAD SIZE		SPINDLE THREAD in.	AVERAGE AIR CONS.		AIR CONS. @ LOAD		DIMENSIONS				NET WEIGHT		AIR INLET NPTF
			in.	mm		cfm	l/s	cfm	l/s	HEIGHT in.	mm	LENGTH in.	mm	lb	kg	
CP7200	894 107 2001	15,000	2 & 3	50 & 75	1/4-20	10.5	5	21	9.9	5.7	145	4.6	117	1.5	0.68	1/4"
CP7201	894 107 2014	2,500	3	75	1/4-20	9	4.3	18	8.5	5.7	145	4.88	124	4.2	1.9	1/4"
CP7202	894 107 2021	15,000	3	75	1/4-20	10.5	5	21	9.9	5.7	145	4	102	1.5	0.68	1/4"

All models: Hose size 3/8" (10 mm) - @90 PSI (@6.3 bar)

Listed specifications are for reference only. Please check documents in each tool.



SANDERS & POLISHERS

CP7205-HLRK HEADLIGHT REPAIR KIT



RENEW HEADLIGHTS FOR LIGHT AND HEAVY VEHICLES IN 15 MINUTES !



One high quality briefcase to renew headlights :

- 2 tools (sander + polisher)
- set of accessories to renew 20 headlights



DETAILED CONTENT OF THE CASE



PART NUMBER	DESCRIPTION
894 017 4743	Kit CP7205-HLRK
894 107 2001	Sander CP7200
894 107 2014	Polymer CP7201
894 017 4744	Accessories set (polishing cream + paper)
894 017 4746	Accessories set (without cream)
894 017 4745	Polishing cream



Mini Size - Pad ø 5" (125 mm)



Ø 125mm (5")



CP9778

FAST & PRECISE

FEATURES

- Standard-duty hi-speed sander with 5" (125 mm) pad
- Built-in air regulator and variable speed throttle
- Rugged, energy efficient 0.5 hp(375 W) motor
- Low vibration

BENEFITS

- General maintenance pistol sander
- Excellent for paint removal, smoothing and rust removal in limited space applications



CP9778



See accessories on pages 73 & 74

MODEL	PART NUMBER	FREE SPEED	PAD SIZE		SPINDLE THREAD	AVERAGE AIR CONS.		AIR CONS. @ LOAD		DIMENSIONS				NET WEIGHT		AIR INLET
			rpm	in.		mm	in.	cfm	l/s	cfm	l/s	HEIGHT		LENGTH		
CP9778	615 193 9778	14,000	5	125	7/16-20	12		21	9.9	4.7	120	10.5	297	2.25	1	1/4"

All models: Hose size 3/8" (10 mm) - @90 PSI (@6.3 bar)

Listed specifications are for reference only. Please check documents in each tool.



SANDERS & POLISHERS

Belt Sanders & Straight Line



10x330mm (3/8"x13")



CP9779

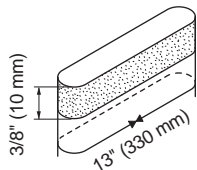
FLEXIBLE & EASY HANDLING

FEATURES

- Quick-change belt replacement
- Rubber molded grip
- Adjustable sanding arm
- 3/8" (10 mm) capacity
- Handle exhaust and swivel air inlet

BENEFITS

- Operator comfort
- Excellent for paint removal, weld sanding, smoothing and rust removal in tight areas



20x520mm (3/4"x20.4")



CP9780

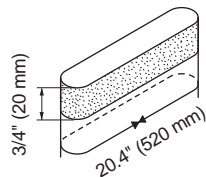
EASY HANDLING & LARGE REMOVAL

FEATURES

- Quick-change belt replacement
- Rubber molded grip
- Adjustable sanding arm
- 3/4" (20 mm) capacity
- Handle exhaust and swivel air inlet

BENEFITS

- Excellent for paint removal, smoothing and rust removal in limited space applications



70x445mm (2.75"x17.5")



CP7268

IN-LINE SANDING

FEATURES

- Heavy-duty dual piston straight line sander
- Twin piston rugged design
- Easy comfort trigger and handle
- 1" (25mm) stroke

BENEFITS

- Operator comfort and safe operation
- Ideal tool for fast material removal, body smoothing, and for large surfaces



See accessories on pages 73 & 74



CP9779

MODEL	PART NUMBER	FREE SPEED	PAPER BELT SIZE		AVERAGE AIR CONS.		AIR CONS. @ LOAD		LENGTH		NET WEIGHT		AIR INLET
		rpm	in.	mm	cfm	l/s	cfm	l/s	in.	mm	lb	kg	NPTF
CP9779	615 193 9779	22,000	3/8x13	10x330	14	6.6	28	13.1	12	304	1.98	0.9	1/4"
CP9780	615 193 9780	20,000	3/4x20-1/2	20x520	15	7.1	30	14.1	15	380	3.3	1.5	1/4"
CP7268	894 107 2680	5,000	2.75x17.5	70x445	8.5	4	10.7	5.1	16.5	420	6.06	2.75	1/4"

All models: Hose size 3/8" (10 mm) - @90 PSI (@6.3 bar)

Listed specifications are for reference only. Please check documents in each tool.

Distributed by

Applifast.



applifast.com

Toll Free 1 800 563 1293



Spares & Accessories

SANDERS & POLISHERS



CP7201P Kit

Part No. 894 117 2014

Kit includes:

- (1) Mini Polisher CP7201
- (1) 3" - 75 mm backing pad
- (2) 3.5" - 90 mm foam compounding pads (white & yellow)
- (1) 3.5" - 90 mm wool buffing pad
- (1) Carrying case



CP7202D Kit

Part No. 894 117 2021

Kit includes:

- (1) Mini disc sander CP7202
- (1) 3" - 75 mm and backing pads
- (10) 3" - 75 mm 80, 100 and 120 grit sanding discs
- (1) 3" - 75 mm fine, medium and coarse surface prep discs and spindle wrench
- (1) Carrying case



CP7200S Kit

Part No. 894 117 2001

Kit includes:

- (1) Mini random orbital sander CP7200
- (2) 2" - 50 mm and 3" - 75 mm backing pads
- (10) 2" - 50 mm 320 - 400 & 600 grit sand paper and spindle key
- (1) Carrying case



TUNE-UP KITS & MAINTENANCE KITS

MODEL	TUNE-UP KIT	MAINTENANCE KIT
CP7215/55H Series	894 016 5875	894 016 3460
CP7215/25/55 Series	894 016 3459	894 016 3460
CP7225/55-3 Series	894 016 3459	894 016 3460
CP7263/64/66/67 Series	894 016 3459	
CP7265S/CP7265P	205 053 0943	
CP7269S/CP7269P	894 016 7963	
CP9778	205 050 6663	
CP9779	205 050 3853	
CP9780	205 050 3863	



SANDING PADS

MODEL	DESCRIPTION	PART NUMBER
CP3510	ø 5" (125 mm) Pad H&L	894 016 6666
CP3511	ø 5" (125 mm) Pad PSA	894 016 6665
CP3512/14	ø 5" (125 mm) Pad H&L with 5 holes	894 016 6668
CP3513/15	ø 5" (125 mm) Pad PSA with 5 holes	894 016 6667
CP7200S	ø 2" (50 mm) Pad H&L w/o hole	894 015 8334
CP7200S/7201P	ø 3" (75 mm) Pad H&L w/o hole	894 015 8330
CP7225/55/15(H)	ø 6" (150 mm) Pad PSA with 15 holes	894 016 8235
CP7225/55/15(H)	ø 6" (150 mm) Pad H&L with 15 holes	894 016 8236
CP7225/55/15(H)	ø 6" (150 mm) Pad PSA, 6 holes, 123g (Only CP tools)	894 016 3457
CP7225/55/15(H)	ø 6" (150 mm) Pad H&L, 6 holes, 123g (Only CP tools)	894 016 3458
CP7225/55/15(H)	ø 6" (150 mm) Pad PSA, 6 holes, 130g (Universal Pad)	894 015 8621
CP7225/55/15(H)	ø 6" (150 mm) Pad H&L, 6 holes, 130g (Universal Pad)	894 015 8690
CP7225/55/15(H)	ø 6" (150 mm) Pad PSA	894 016 3455
CP7225/55/15(H)	ø 6" (150 mm) Pad H&L	894 016 3456
CP7225/55-3	ø 3" (75 mm) Pad PSA w/o hole	894 016 7203
CP7265S/7269S	ø 6.75" (170 mm) Flexible edge pad & nut	KF129587
CP870	ø 6" (150 mm) Pad PSA	CA145098

SANDING ACCESSORIES

MODEL	DESCRIPTION	PART NUMBER
CP9778	Flange	205 048 5053
CP9778	Rod-key	205 048 5043

ECO CHANGE MOTOR



MODEL	PART NUMBER
CP7215 Series	894 016 8374
CP7225 Series	894 016 8372
CP7225-3 Series	894 016 8370
CP7255 / CP35.. Series	894 016 8373
CP7255-3 Series	894 016 8371

SANDING PAPER

MODEL	DESCRIPTION	PART NUMBER
CP7200S	ø 2" (50 mm)-320 Grit (50 pc) - H&L	894 015 8677
CP7200S	ø 2" (50 mm)-400 Grit (50 pc) - H&L	894 015 8678
CP7200S	ø 2" (50 mm)-600 Grit (50 pc) - H&L	894 015 8679
CP7200S	ø 3" (75 mm)-320 Grit (50 pc) - H&L	894 015 8680
CP7200S	ø 3" (75 mm)-400 Grit (50 pc) - H&L	894 015 8681
CP7200S	ø 3" (75 mm)-600 Grit (50 pc) - H&L	894 015 8682

ROL-LOC SURFACE PREPARATION PAD (MUST BE USED WITH THE 3" ROL-LOC BACK-UP PAD)		
MODEL	DESCRIPTION	PART NUMBER
CP7202D	ø 3" (75 mm) Sanding disc 60 Grit (5 pc)	894 016 1712
CP7202D	ø 3" (75 mm) Sanding disc 80 Grit (5 pc)	894 016 1713
CP7202D	ø 3" (75 mm) Sanding disc 100 Grit (5 pc)	894 016 1714
CP7202D	ø 3" (75 mm) Sanding disc 120 Grit (5 pc)	894 016 1715
CP7202D	ø 3" (75 mm) Surface Prep Pad (fine) (5 pc)	894 016 1716
CP7202D	ø 3" (75 mm) Surface Prep Pad (medium) (5 pc)	894 016 1717
CP7202D	ø 3" (75 mm) Surface Prep Pad (course) (5 pc)	894 016 1718
CP7265/69	Nut retainer	KF129586

BACK-UP PLATE

MODEL	DESCRIPTION	PART NUMBER
CP7202D	3" ROL-LOC® Backing pad, 1/4 - 20 female thread (must be used with Surface Prep Pad)	CA158102
CP9778	ø 4.75" (120 mm) Back-up	KF137214
CP9778	ø 3.75" (95 mm) Back-up	KF137215



SANDERS & POLISHERS

Spares & Accessories



SANDING PADS

MODEL	DESCRIPTION	PART NUMBER
CP7263E	3"x4-1/4" (74x109 mm) - NV - H&L Pad	894 016 8997
CP7263CVE	3"x4-1/4" (74x109 mm) - CV - H&L Pad	894 016 8998
CP7264 Serie	2-3/4"x7-3/4" (70x198 mm) - CV - H&L Pad Set	894 016 9002
CP7266E	3-1/4"x5" (80x130 mm) - NV - H&L Pad	894 016 8999
CP7266CVE	3-1/4"x5" (80x130 mm) - CV - H&L Pad	894 016 9000
CP7267 Serie	3-7/8"-5-5/8" delta (100x144 mm) - CV - H&L Pad Set	894 016 9001



SANDING BELTS - BAGS OF 10 BELTS

MODEL	DESCRIPTION	PART NUMBER
CP9779	Belts 60 Grit, 3/8"x13" (10x330 mm)	894 016 9003
CP9779	Belts 80 Grit, 3/8"x13" (10x330 mm)	894 016 9004
CP9779	Belts 100 Grit, 3/8"x13" (10x330 mm)	894 016 9005
CP9779	Belts 120 Grit, 3/8"x13" (10x330 mm)	894 016 9006
CP9780	Belts 60 Grit, 3/4"x20.4" (20x520 mm)	894 016 9007
CP9780	Belts 80 Grit, 3/4"x20.4" (20x520 mm)	894 016 9008
CP9780	Belts 100 Grit, 3/4"x20.4" (20x520 mm)	894 016 9009
CP9780	Belts 120 Grit, 3/4"x20.4" (20x520 mm)	894 016 9010

POLISHING PADS

MODEL	DESCRIPTION	PART NUMBER
CP7201	ø 3.5" (90 mm) Wool pad H&L	CA158110
CP7201	ø 2" (50 mm) Wool pad H&L	894 015 8774
CP7201	ø 3.5" (90 mm) Sponge soft pad H&L	CA158108
CP7201	ø 3.5" (90 mm) Sponge hard pad H&L	CA158109
CP7201	ø 2" (50 mm) Sponge soft pad H&L	894 015 8772
CP7201	ø 2" (50 mm) Sponge hard pad H&L	894 015 8773
CP7265/7269	ø 8" (200 mm) Wool pad	KF125423

POLISHING BACK-UP PADS

MODEL	DESCRIPTION	PART NUMBER
CP7201	ø 3" (75 mm) Polishing back-up pad	894 015 8330
CP7201	ø 2" (50 mm) Polishing back-up pad	894 015 8334

DUST EXTRACTION KIT FOR SELF GENERATE VACUUM

MODEL	DESCRIPTION	PART NUMBER
CP3512/13, CP7225/55/15SV(E)	Dust extraction kit (incl. 1 dust bag and 1,83m (6') dust hose)	205 052 2453
CP3512/13, CP7225/55/15SV(E)	Dust bag set (incl. 5 dust bags)	205 052 3203



VACUUM HOSE ADAPTATOR FOR CENTRAL VACUUM SANDERS

MODEL	DESCRIPTION	PART NUMBER
CP7225/55CVE-3, CP3514/15, CP7225/55/15CV(E), CP7255/15HCVE, CP7263/64/66/67CVE	Vacuum hose adaptor ø 1" (25 mm) / ø 1-1/4" (32 mm)	615 350 1170
CP7225/55CVE-3, CP3514/15, CP7225/55/15CV(E), CP7255/15HCVE, CP7263/64/66/67CVE	Vacuum hose adaptor ø 1" (25 mm) / ø 1-1/8" (28 mm)	615 804 4480

POLISHING PADS


MODEL	DESCRIPTION	PART NUMBER
1 CP8210/8210E	POLISHING BACK PAD	894 0158 546
2 CP8210/8210E	POLISHING SPONGE LIG	894 0158 574
3 CP8210/8210E	POLISHING SPONGE DAR	894 0158 548
4 CP8210/8210E	POLISHING SPONGE	894 0158 549



HAMMERS & SCALERS



Determine
the required tool
for the application:



▶ **INLINE NEEDLE SCALER / CHIPPING HAMMER**

Quick change 2 in 1 needle scaler and chipping hammer for less down time

▶ **PISTOL CHIPPING HAMMERS**

Pistol chipping hammers include selection of unique vibration damping body styles to improve operator comfort and minimize fatigue.

▶ **SHANKS**

- 401" (10.2 mm) round shank
- 401" (10.2 mm) hexagonal shank
- 1/2" (12.7 mm) square shank
- 498" round shank (see CP717-Classic part)

HAMMERS & SCALERS

Hammer



10.2mm (0.401")



CP7111

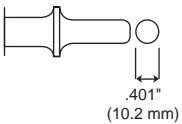
PISTOL GRIP HAMMER

FEATURES

- Standard .401" round shank
- Easy change retainer for quick accessory change

BENEFITS

- Versatile and cost effective
- Fast cutting action
- Designed for all general work



CP7111H



Same features as CP7111 with standard .401" hexagonal shank

CP7111/ CP7111H Kit



See details on page 78



10.2mm (0.401")



CP7110

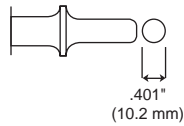
HEAVY-DUTY HAMMER

FEATURES

- Heavy-duty pistol grip hammer
- Standard .401 round shank
- Internal muffler minimizes exhaust sound
- Unique vibration damping
- Teasing trigger for slow start-up

BENEFITS

- Maximize operator comfort and control
- Smooth operation
- Low vibrations to maximize productivity



CP7110 Kit



See details on page 78



10.2mm (0.401")



CP7150

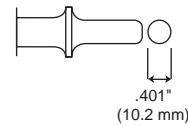
HEAVY-DUTY PISTOL GRIP HAMMER

FEATURES

- Standard .401 round shank
- Most powerful hammer in its class
- Longer piston stroke for more power
- Integral muffler minimizes exhaust sound

BENEFITS

- Excellent power / weight ratio
- Fast action and withstands rugged use
- Ideal tool for heavy-duty application



CP7150 Kit



See details on page 78



See accessories on pages 78 to 80

MODEL	PART NUMBER	POWER	COLD RIVET CAP.				BORE AND STROKE		BLOWS PER MIN.	CHISEL RIVET SET SHANK		AIR CONS. @ LOAD		OVERALL LENGTH		NET WEIGHT		AIR INLET
			Joule	in.	mm	in.	mm	in.		mm	in.	mm	cfm	l/s	in.	mm	lb	kg
CP7111	894 107 1110	7.2	1/4	6.4	3/16	4.8	3/4x2.63	19x67	3,000	0.401	10.2	25.0	11.8	6.7	171	3.5	1.6	1/4
CP7111H	894 107 1111	7.2	1/4	6.4	3/16	4.8	3/4x2.63	19x67	3,000	0.401	10.2	25.0	11.8	6.7	171	3.5	1.6	1/4
CP7110	894 107 1101	7.2	1/4	6.4	3/16	4.8	3/4x2.63	19x67	3,200	0.401	10.2	14.6	6.9	9	230	3.7	1.7	1/4
CP7150	894 107 1500	9.5	5/16	7.9	1/4	6.4	3/4x3.5	19x89	2,300	0.401	10.2	25.0	11.8	8.9	225	4.8	2.2	1/4

All models: Hose int. 10 mm (3/8") - @90 PSI (@6.3 bar)

Listed specifications are for reference only. Please check documents in each tool.

Distributed by

Applifast.



applifast.com

Toll Free 1 800 563 1293



Needle scalers



12x3mm (12x1/8")



CP7115

COMPACT TO REACH SMALL AREAS

FEATURES

- General purpose needle scaler
- Compact and lightweight
- Delivered with a set of needles 12 x 1/8" (3 mm)

BENEFITS

- Great to reach surfaces in confined spaces
- Great for rust removal on chassis and wheel drums
- Ideal for surface clean-up work



12.7mm (0.498")



CP7120

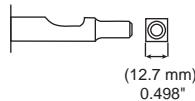
NEEDLE SCALER/CHISEL

FEATURES

- General maintenance needle scaler easily converts to a weld flux chipping hammer
- Quick change chisel retainer
- Adjustable sleeve, 19 x 1/8" (3 mm) steel needles and 1.37" (35 mm) width chisel with high resistance to wear

BENEFITS

- Easily converts into a chipping hammer
- Durable and economical solution
- Ideal for surface preparation work



19x3mm (19x1/8") & 29x2mm (29x5/64")



CP7125

GENERAL MAINTENANCE NEEDLE SCALER

FEATURES

- Rubber sleeve on handle for better comfort
- Delivered with 2 sets of needles:
- 19 x 1/8" (3 mm) for standard usage and 29 x 5/64" (2 mm) for finer usage

BENEFITS

- Great for rust removal on chassis
- Great cleaning up steel wheel drums
- Ideal for surface clean-up work



See accessories on pages 78 to 80

MODEL	PART NUMBER	POWER	BORE AND STROKE		BLOWS PER MIN.	CHISEL RIVET SET SHANK		AIR CONS. @ LOAD		OVERALL LENGTH		NET WEIGHT		AIR INLET
		Joule	in.	mm		in.	mm	cfm	l/s	in.	mm	lb	kg	NPTF
CP7115	894 107 1150	2.2	0.5x1.3	14x32	4,000	-	-	4.1	2	11.4	290	2.9	1.3	1/4
CP7120	894 107 1200	5.3	1x1.18	25x28.35	4,800	0.5	12.7	15.5	7.4	18	457	6.2	2.8	1/4
CP7125	894 107 1250	5	1x1.3	21x33.5	4,000	-	-	4.6	2.2	12.8	325	6.2	2.8	1/4

All models: Hose int. 10 mm (3/8") - @90 PSI (@6.3 bar)

Listed specifications are for reference only. Please check documents in each tool.



HAMMERS & SCALERS

Spare & Accessories



HAMMERS KITS

CP7111K

Part No. 894 117 1110

Kit includes:

- (1) Hammer CP7111
- (1) Flat chisel - A046073
- (1) Tapened Puch - A046078
- (1) Spot weld splitter - A046075
- (1) Single blade panel cutter
- (1) Edging chisel
- (1) Quick change retainer - 205 048 7413
- (1) Oiler - 205 052 4123



CP7111HK

Part No. 894 117 1111

Kit includes:

- (1) Hammer CP7111H
- (1) Flat chisel - CA155786
- (1) Tapened Puch - CA157107
- (1) Spot weld splitter - CA155792
- (1) Single blade panel cutter
- (1) Edging chisel
- (1) Quick change retainer - 205 048 7413
- (1) Oiler - 205 052 4123



CP7150K

Part No. 894 117 1500

Kit includes:

- (1) Hammer CP7150
- (1) Flat chisel - A046073
- (1) Tapened Puch - A046078
- (1) Spot weld splitter - A046075
- (1) Single blade panel cutter
- (1) Edging chisel
- (1) Quick change retainer - 205 048 7413
- (1) Oiler - 205 052 4123



CP7110 Kit

Part No. 894 117 1101

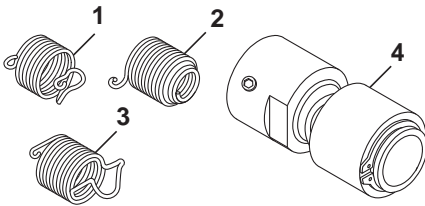
Kit includes:

- (1) Hammer CP7110
- (1) Flat chisel - A046073
- (1) Tapened Puch - A046078
- (1) Spot weld splitter - A046075
- (1) Single blade panel cutter
- (1) Edging chisel
- (1) Quick change retainer - 205 048 7413
- (1) Oiler - 205 052 4123

TUNE-UP KITS

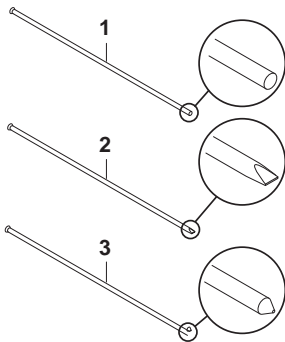
MODEL	TUNE-UP KIT
CP7110	205 050 5083
CP7111/CP7111H	205 050 6823
CP7115	894 016 9996
CP7120	205 050 6933
CP7125	894 016 9838

CHISEL TOOL RETAINERS



MODEL USED	TYPE	PART NUMBER	DESCRIPTION
CP7110/CP7111 & CP7150	1	895 101 1958	Quick Change
CP7110/CP7111 & CP7150	1	A046095	Heavy Duty Quick Change
CP7110/CP7111 & CP7150	2	A046096	Bee hive
CP7110/CP7111 & CP7150	3	205 052 5333	Zip Change
CP7110/CP7111 & CP7150	3	A046094	Heavy Duty Zip Change made in USA
CP7110/CP7111 & CP7150	4	894 015 8924	Posi Lock Quick Change
CP7110/CP7111 & CP7150	4	A121721	Heavy Duty Posi Lock Quick Change made in USA

NEEDLES



MODEL USED	TYPE	DIAMETER		LENGTH		QTY IN PACKAGE	PART NUMBER
		in.	mm	in.	mm		
CP7125	1	5/64	2	7	178	29	NP123905
CP7115, CP7125	1	5/64	2	7	178	100	615 399 8160
CP7115	1	1/8	3	5	127	12	895 101 1498
CP7120, CP7125	1	1/8	3	5	127	19	P136403
CP7115	1	1/8	3	7	178	12	NP123901
CP7120, CP7125	1	1/8	3	7	178	19	894 015 9860
	1 (High grade steel)	1/8	3	7	178	19	P100146
	1 (Stainless steel)	1/8	3	7	178	19	P106454
CP7120, CP7125	1	1/8	3	7	178	100	615 399 8170
	1 (Anti-sparking)	1/8	3	7	178	100	894 017 1565
	1	1/8	3	7	178	250	NP137638
	2	1/8	3	7	178	100	615 399 8190
	3	1/8	3	7	178	100	615 399 8210

1 - Flat type : Light treatment and polishing effect

2 - Chisel Type : Light surface marking

3 - Pointed Type : Very hard scale

Anti spark needles. Cold Spark for use in potentially explosive areas.

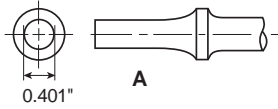
Stainless Steel needles. For use in applications where corrosion or humidity presents a problem such as food processing industry



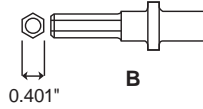
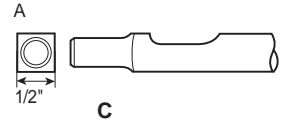
CHISELS

TYPE OF SHANK

Round .401"


CP7111/CP7110/CP7150

Hex .401"


CP7111H

CP7120

DRAWING	DESCRIPTION	LENGTH		WIDTH		SHANK		
		in	mm	in	mm	A	B	C
	Flat Chisel	4	102	0,625	16			WP123997
		7	180	0,5	12,7	A008542		
		7	180	0,75	19	A046073	CA155786	205 051 2803
		7,5	191	0,625	16			WP123996
		18	457	0,75	19	A046080		
	Undercoat Goo Scraper	6,5	165	1	25	A046072		
	Spot Weld Splitter	7	180	1	25	A046075		
	Twin Blade Panel Cutter	7	180	1	25	A046071		
	Nut Splitter	10	254	0,75	19	A046044		
	Rivet Cutter	6,5	165	0,625	16	A046050	CA155778	
	Angle Scaling	6,5	165	1,375	35			WP123999
		7	180	1,25	32	A046063	CA155780	
	Scraper	6	152	1,75	44	A133907		
	Diamond Point	7	180	0,3	7,6	A046064	CA155782	
		7,5	191	0,25	6			WP123995
	Edging Chisel	5,375	137	0,625	16	A046076		

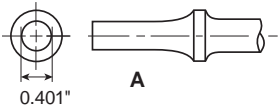




CHISELS

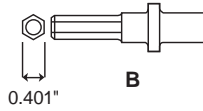
TYPE OF SHANK

Round .401"



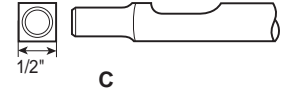
CP7111/CP7110/CP7150

Hex .401"



CP7111H

A



CP7120

DRAWING	DESCRIPTION	LENGTH		WIDTH		SHANK		
		in	mm	in	mm	A	B	C
	Muffler Cutter	7,5	191	-	-	A046077		
	Blank Chisel	7	180	0,5	12,7			WP123994
		7	180	0,512	13	A046074	CA155790	
	Tapered Punch	7	180	0,1	2,5	A046078	CA157107	
	Bushing Splitter	6,25	159	-	-	A046052		
	Tie Rod (Universal Joint)	4,25	108	0,625	16	A046057		
	Rivet Removal	3,5	89	0,125	3	A046087		
		3,5	89	0,188	5	A046088		
	Rivet Removal	3,5	89	0,25	6	A046089		
	Smoothing Hammer	3	76	1,25	32	A046090		
		3	76	1,75	44	A046091		
	Wide Scaling	7	180	1,375	35			WP123998
		7	180	1,97	50			894 016 2308
		7,5	191	3	76			894 016 2309
	Pointed Chisel	7	180	-	-			205 051 2793

DRILLS



▶ PISTOL GRIP DRILLS

- Ideal for all maintenance drilling tasks
- Drilling hole capacity up to 1/2" (13 mm) dia. (in steel)
- Best ergonomic handle
- Extra-support side handle recommended for better handling of drills with larger drilling capacity and higher torque



Air drill designs for drilling holes in wood, metal, plastic... CP offers a wide range of drills, from 1/4" (6 mm) to 1/2" (13 mm) chucks, from 500 to 4,200 rpm. To achieve the best drilling quality, the following table will assist you in selecting the most suitable drill: size of holes, type of material, power needed...

▶ ANGLE DRILLS

- Ideal for restricted access application
- Drilling hole capacity to 3/8" (10 mm) dia. (in steel)



▶ STRAIGHT DRILLS

- Mainly smaller diameter drilling less than 3/8" (10 mm) dia. (in steel)
- Favored for vertical drilling



▶ DRILLS RANGE

MODEL	FREE SPEED	CHUCK CAPACITY		POWER		PAGE NUMBER	TOOL TYPE
	rpm	in.	mm	hp	kW		
PISTOL GRIP							
CP7300QRC	2,700	1/4	6	0.27	0.20	76	
CP7300R	2,700	1/4	6	0.27	0.20	76	
CP7300	2,800	1/4	6	0.23	0.30	76	
CP9285 / CP9287	2,900	3/8	10	0.50	0.38	72	
CP9790 / CP9792	2,000	3/8	10	0.37	0.27	72	
CP9286 / CP9288	600	1/2	13	0.50	0.38	73	
CP9789 / CP9791	800	1/2	13	0.37	0.27	73	
STRAIGHT GRIP							
CP887	2,700	3/8	10	0.27	0.20	72	
ANGLE DRILL							
CP879	1,800	3/8	10	0.27	0.20	77	



DRILLS

Drill 1/4"



Ø 6mm (1/4")



CP7300RQC

REVERSIBLE, COMPACT,
KEYLESS CHUCK

FEATURES

- 1/4" (6 mm) reversible compact drill
- Ergonomic grip and lightweight, only 1.35 lbs (0.61 kg)
- Teasing throttle
- Durable gearbox for low wear and long life
- Adjustable exhaust

BENEFITS

- Drills for General Maintenance, efficient and great for tight areas with its size
- Good precision to allow for very slow start-up and control throughout the drilling process
- Excellent for drilling, honing, reaming, and hole sawing



Ø 6mm (1/4")



CP7300R

REVERSIBLE, COMPACT
& COMFORT

FEATURES

- 1/4" (6 mm) reversible compact drill
- Ergonomic grip and lightweight, only 1.35 lbs (0.61 kg)
- Teasing throttle
- Durable gearbox for low wear and long life
- Adjustable exhaust

BENEFITS

- Ideal for efficient general maintenance drilling in confined areas
- Good precision to allow for very slow start-up and control throughout the drilling process
- Excellent for drilling, honing, reaming, and hole sawing



Ø 6mm (1/4")



CP7300

COMPACT &
COMFORTABLE

FEATURES

- 1/4" (6 mm) compact drill
- Ergonomic grip and lightweight, only 1.35 lbs (0.61 kg)
- Teasing throttle
- Durable gearbox for low wear and long life
- Adjustable exhaust

BENEFITS

- Ideal for efficient general maintenance drilling in confined areas.
- Good precision to allow for very slow start-up and control throughout the drilling process
- Excellent for drilling, honing, reaming, and hole sawing



See accessories on page 85

MODEL	PART NUMBER	FREE SPEED		POWER		CHUCK CAPACITY		MAX TORQUE		AVERAGE AIR CONS.		AIR CONS. @ LOAD		OVERALL LENGTH		NET WEIGHT		AIR INLET
		rpm	hp	kW	in.	mm	ft.lb	Nm	cfm	l/s	cfm	l/s	in.	mm	lb	kg	NPTF	
CP7300RQC	894 107 3002	2,700	0.27	0.20	1/4	6	2.2	3	4.1	1.9	16.4	8	5	127	1.4	0.61	1/4"	
CP7300R	894 107 3001	2,700	0.27	0.20	1/4	6	2.2	3	4.1	1.9	16.4	8	5	127	1.4	0.61	1/4"	
CP7300	894 107 3000	2,800	0.3	0.23	1/4	6	2.4	3.3	4.1	1.9	16.4	8	5	127	1.4	0.61	1/4"	

All models: Spindle thread: 3/8-24 - Hose int. 3/8" (10 mm) - @90 PSI (@6.3 bar)

Listed specifications are for reference only. Please check documents in each tool.

Distributed by

Applifast.



applifast.com

Toll Free 1 800 563 1293



Drill 3/8"



Ø 10mm (3/8")



CP9285
HIGH PRODUCTIVITY

FEATURES

- 3/8" (10 mm) pistol drill
- Industrial quality Jacobs chuck
- Ergonomic grip
- Handle exhaust

BENEFITS

- Drills for General Maintenance with productivity
- Maximize operator comfort
- Power suitable for many applications



Ø 10mm (3/8")



CP9790
REVERSIBLE,
PRODUCTIVITY

FEATURES

- 3/8" (10 mm) reversible pistol drill
- Industrial quality Jacobs chuck
- Ergonomic grip
- Handle exhaust

BENEFITS

- High productivity for general maintenance
- Maximize operator comfort
- Power suitable for many applications
- Ideal tool for drilling and screw driving



Ø 10mm (3/8")



CP879
ANGLE DRILL FOR EASY
ACCESS, REVERSIBLE

FEATURES

- 3/8" (10 mm) angle drill
- Compact low profile head to get into confined spaces
- Reverse valve for easy directional change

BENEFITS

- Compact angle head for general maintenance
- Operator control from start up through rundown
- Ideal for drilling and screw driving in confined areas



MODEL	PART NUMBER	FREE SPEED			POWER		CHUCK CAPACITY		MAX TORQUE		AVERAGE AIR CONS.		AIR CONS. @ LOAD		OVERALL LENGTH		NET WEIGHT		AIR INLET
		rpm	hp	kW	in.	mm	ft.lb	Nm	cfm	l/s	cfm	l/s	in.	mm	lb	kg	NPTF		
CP9285	615 194 9285	2,900	0.5	0.38	3/8	10	3.9	5.3	5.3	2.5	21	10	6.5	165	2.4	1.1	1/4"		
CP9287	615 194 9287	2,900	0.5	0.38	3/8	10	3.9	5.3	5.3	2.5	21	10	7.8	199	2.5	1.15	1/4"		
CP9790	615 194 9790	2,000	0.37	0.27	3/8	10	3.5	4.8	6	2.8	24	11	6.5	165	3	1.4	1/4"		
CP9792	615 194 9792	2,000	0.37	0.27	3/8	10	3.5	4.8	6	2.8	24	11	8.5	216	2.6	1.18	1/4"		
CP879	T023999	1,800	0.27	0.20	3/8	10	3.3	4.5	5.3	2.5	21	10	8.3	210	2.3	1.02	1/4"		

All models: Spindle thread: 3/8-24 - Hose int. 3/8" (10 mm) - @90 PSI (@6.3 bar)

Listed specifications are for reference only. Please check documents in each tool.

DRILLS

Drill 3/8" & 1/2"



Ø 10mm (3/8")



CP887

POWERFUL IN-LINE

FEATURES

- 3/8" (10 mm) in-line drill
- Built-in regulator for efficient control

BENEFITS

- Power and speed for general maintenance
- Great productivity
- Good for vertical drilling and to reach confined areas



Ø 13mm (1/2")



CP9286

HI PRODUCTIVITY

FEATURES

- 1/2" (13 mm) pistol drill
- Industrial quality Jacobs chuck
- High torque: 14.7 ft.lbs (20 Nm)
- Ergonomic grip and side handle
- Handle exhaust

BENEFITS

- Drills for General Maintenance, powerful and resists to stalls
- Ideal tool for low speed drilling

CP9288



Same features as CP9286 with keyless chuck



Ø 13mm (1/2")



CP9789

REVERSIBLE,
PRODUCTIVITY

FEATURES

- 1/2" (13 mm) reversible pistol drill
- Industrial quality Jacobs chuck
- Low speed and high torque: 9.14 ft.lbs (12.4 Nm)
- Ergonomic grip and side handle
- Handle exhaust

BENEFITS

- Powerful and resistant to stalls in general maintenance applications
- Great for various low speed drilling Side handle to increase stability

CP9791



Same features as CP9789 with keyless chuck



See accessories on page 85

MODEL	PART NUMBER	FREE SPEED		POWER		CHUCK CAPACITY		MAX TORQUE		AVERAGE AIR CONS.		AIR CONS. @ LOAD		OVERALL LENGTH		NET WEIGHT		AIR INLET
		rpm	hp	kW	in.	mm	ft.lb	Nm	cfm	l/s	cfm	l/s	in.	mm	lb	kg	NPTF	
CP887	T025376	2,800	0.5	0.38	3/8	10	3.9	5.3	6.8	3.2	27	13	8	203	2.3	1.02	1/4"	
CP9286	615 194 9286	600	0.5	0.38	1/2	13	14.8	20	6	2.8	24	11	7	177	4	1.8	1/4"	
CP9288	615 194 9288	600	0.5	0.38	1/2	13	14.8	20	6	2.8	24	11	9.9	251	3.3	1.51	1/4"	
CP9789	615 194 9789	800	0.37	0.27	1/2	13	9.1	12.4	6	2.8	24	11	7	177	4	1.8	1/4"	
CP9791	615 194 9791	800	0.37	0.27	1/2	13	9.1	12.4	6	2.8	24	11	9.3	237	3.1	1.42	1/4"	

All models: Spindle thread: 3/8-24 - Hose int. 3/8" (10 mm) - @90 PSI (@6.3 bar)

Listed specifications are for reference only. Please check documents in each tool.

Distributed by

Applifast.



applifast.com

Toll Free 1 800 563 1293



Spares & Accessories



TUNE-UP KITS

MODEL	TUNE-UP KIT
CP9285	205 050 3743
CP9286	205 050 3753
CP9287	205 050 3743
CP9789	205 050 6563
CP9790	205 050 6543
CP9792	205 050 6543



DRILL CHUCKS

MODEL	CAPACITY		THREAD MOUNT	CHUCK PART NO.	TYPE	KEY PART NO.
	in.	mm	in.			
CP7300	1/4	6	3/8-24	895 101 1473	Chuck + Key	205 0497 003
CP9285, CP9790, CP879, CP887	3/8	10	3/8-24	C142408	Chuck + Key	C142411
CP9286, CP9789,	1/2	13	3/8-24	205 048 6963	Chuck + Key	
CP7300ROC	1/4	6	3/8-24	894 016 2272	Keyless Chuck	
CP9287, CP9792	3/8	10	3/8-24	205 050 2063	Keyless Chuck	
CP9288, CP9791	1/2	13	3/8-24	205 050 2073	Keyless Chuck	

REAR EXHAUST HOSE ASSEMBLY - NOISE REDUCER



TOOL	PART NUMBER
CP879, CP887	205 051 2903

SIDE HANDLE



TOOL	PART NUMBER
CP9286, CP9288	205 049 8553
CP9789, CP9791	205 049 8543



21-Piece General Use Drill Bit Set (Imperial, for North American markets)
Part #: 8940172304

- \varnothing : 1/16, 5/64, 3/32, 7/64, 1/8, 9/64, 5/32, 11/64, 3/16, 13/64, 7/32, 15/64, 1/4, 1, 7/64, 9/32, 19/64, 5/16, 21/64, 11/32, 23/64, 3/8 in
- High performance: HSS4241 and tin tips
- Multiple drilling uses: 135° tip shape
- Metal box



8-Piece Wood Drill Bit Set (Metric, not for North American markets)
Part #: 8940172301

- \varnothing : 3, 4, 5, 6, 7, 8, 9, 10 mm
- High performance: 45C steel and cutting shoulder
- High precision: Pointer
- Plastic box



8-Piece Concrete Drill Bit Set (Metric, not for North American markets)
Part #: 8940172302

- \varnothing : 3, 4, 5, 6, 7, 8, 9, 10 mm
- High durability: carbide tip and body in 45C steel
- High drilling efficiency: 130° diamond head



19-Piece Metal Drill Bit Set (Metric, not for North American markets)
Part #: 8940172303

- \varnothing : 1, 1.5, 2, 2.5, 3, 3.5, 4, 4.5, 5, 5.5, 6, 6.5, 7, 7.5, 8, 8.5, 9, 9.5, 10 mm
- High durability & performance: HSS 4241 and tin tips
- High metal drilling precision: 118° tip shape



SPECIALTY TOOLS

CP offers a wide range of Specialty tools to respond to your daily air tool needs:



- ▶ SAWS
- ▶ NIBBLER
- ▶ TIRE BUFFERS
- ▶ HIGH SPEED CUTTERS
- ▶ AIR FILES
- ▶ RIVETERS
- ▶ ENGRAVING PEN
- ▶ CAULKING GUN
- ▶ SCREWDRIVER

SPECIALTY TOOLS

Saw



CP7901

LOW VIBRATION

- Reduced vibration for operator comfort and control
- Maximize operator comfort and productivity
- Premium tool for all cutting applications

CP7901 Kit

Part No. 894 107 9010

Kit includes:

- (1) Heavy duty saw CP7901
- (5) Each 18T, 24T, 32T blades
- (1) Swivel inlet in a heavy duty case



- Air reciprocating saw
- Very low vibration
- 3/8" (10 mm) stroke length
- Great power and speed of 10,000 strokes per minute
- 360° swivel air inlet

SAW BLADE FOR CP7901



ACCESSORIES	PART NUMBER
18T Saw blades (5)	894 015 8775
24T Saw blades (5)	894 015 8776
32T Saw blades (5)	894 015 8777

MODEL	PART NUMBER	STROKES PER MIN.	STROKE		AVERAGE AIR CONS.		AIR CONS. @ LOAD		OVERALL LENGTH		NET WEIGHT		AIR INLET	HOSE INT.	
			in.	mm	cfm	l/s	cfm	l/s	in.	mm	lb	kg		in.	mm
CP7901	894 107 9011	10,000	3/8	10	1,4	0.6	5.5	2.6	9.0	229	1.9	0.86	1/4"	3/8	10

@90 PSJ (@6.3 bar) - Listed specifications are for reference only. Please check documents in each tool.

Distributed by

Applifast.



applifast.com

Toll Free 1 800 563 1293



Saw, Tire Buffers



RUGGED SAW



CP7900

LIGHTWEIGHT

FEATURES

- Ergonomic design and robust housing handle
- Adjustable guard guide
- 3/8" (10 mm) stroke length
- Includes (1) each 18T, 28T, 32T replacement blades

BENEFITS

- Compact and lightweight
- for all general cutting
- Ideal tool for periodic usage



SAW BLADE FOR CP7900

ACCESSORIES	PART NUMBER
18T Saw blades (5)	CA146719
24T Saw blades (5)	CA146720
32T Saw blades (5)	CA146721



TIRE BUFFER



CP871

HIGH SPEED TIRE BUFFER

FEATURES

- Adjustable speed control
- Jacobs quality 3/8" (10 mm) chuck for holding buffing accessories
- Lock-off lever to prevent accidental start-up
- Rear exhaust

BENEFITS

- Ideal for patchwork, roughing areas for recapping and cleaning tire moldings

CP871 Kit

Part No. T025420

Kit includes:

- (1) Tire buffer CP871
- (1) Whip hose and exhaust hose



TIRE BUFFER



CP873

LOW SPEED

FEATURES

- Adjustable speed control
- Quick change slip chuck
- Lock-off lever to prevent accidental start-up
- Rear exhaust

BENEFITS

- Must have pneumatic buffing tool
- Fast and easy change of buffing wheel
- Ideal for patchwork, roughing areas for recapping and cleaning tire moldings

CP873 Kit

Part No. T024362

Kit includes:

- (1) Tire buffer CP873
- (1) Whip hose and exhaust hose



CP7900

MODEL	PART NUMBER	STROKES PER MIN.	STROKE		AVERAGE AIR CONS.		AIR CONS. @ LOAD		OVERALL LENGTH		NET WEIGHT		AIR INLET	HOSE INT.	
			in.	mm	cfm	l/s	cfm	l/s	in.	mm	lb	kg	NPTF	in.	mm
CP7900	894 107 9000	10,000	3/8	10	1.4	0.6	5.5	2.6	8.5	216	1.3	0.59	1/4"	3/8	10

MODEL	PART NUMBER	STROKES PER MIN.	CHUCK / WHEEL SIZE		FREE SPEED	AVERAGE AIR CONS.		AIR CONS. @ LOAD		OVERALL LENGTH		NET WEIGHT		AIR INLET	HOSE INT.	
			in.	mm	rpm	cfm	l/s	cfm	l/s	in.	mm	lb	kg	NPTF	in.	mm
CP871	T025372	-	3/8		22,000	3.2	1.5	13	6.1	8.0	203	1.75	0.79	1/4"	3/8	10
CP873	T025374	-	7/16 hex	11	2,800	3.2	1.5	13	6.1	8.3	210	2.25	1.02	1/4"	3/8	10

@90 PSI (@6.3 bar) - Listed specifications are for reference only. Please check documents in each tool.



SPECIALTY TOOLS

Cutters, Nibbler



CUTTER



CP874

HIGH-SPEED CUTTING

FEATURES

- Wheel diameter 2-7/8" (73 mm)
- Adjustable speed regulator
- Lock-off lever to prevent accidental start-up
- Rear exhaust

BENEFITS

- Precise and safe control
- Ideal for cutting through composite, sheet metal, bolts, etc.



WHEEL FOR CP874

ACCESSORIES	PART NUMBER
Package of 5 wheels (ϕ 2-7/8" x 1/16" x 3/8" - 73x1.6x9.52 mm)	CA155312



EXTENDED CUTTER



CP9116

POWERFUL
& EASY TO USE

FEATURES

- Composite grip to reduce cold air transmission to operators
- Spindle lock system for easier wheel changing
- 11 position adjustable swivel guard – 126° adjustable for better operator protection & greater visibility of cutting operations
- Safety throttle lever to prevent accidental start up
- Rear exhaust
- High quality steel for internal gears
- Cutting disc size : 4" / 100 mm - (1/16" X 3/8") (1/8" X 3/8")
- 360° swivel air inlet

BENEFITS

- Extended Length & Compact Gear Housing
- Safety & Convenient
- Ideal for cutting composite, metal, bolts, ... especially in tight spaces
- Supplied with 5 Norton cutting discs



NIBBLER



CP835

GOOD CUTTING
CONTROL

FEATURES

- Rugged head and 0.177" diameter punch cuts steel up to .060" (16 gauge) and aluminum up to .102 (10 gauge)
- Easy access to punch and die for quick replacement
- Lock-off lever for low-speed starting
- 4 optional cutting positions

BENEFITS

- Perfect for accurate cutting and best for tight corners and circles
- Used for nibbling plastic, tin, aluminum and others metals

MODEL	PART NUMBER	STROKES PER MIN.	CHUCK / WHEEL SIZE		FREE SPEED	AVERAGE AIR CONS.		AIR CONS. @ LOAD		OVERALL LENGTH		NET WEIGHT		AIR INLET	HOSE INT.	
			in.	mm		rpm	cfm	l/s	cfm	l/s	in.	mm	lb		kg	in.
CP874	T025375	-	2-7/8	73	22,000	3.1	1.4	12.5	5.9	7.3	184	1.75	0.79	1/4"	3/8	10
CP9116	894 109 1160	-	4	100	14,000	18	8.5	7	3.3	14.8	370	3.7	1.8	1/4"	3/8	10
CP9116 US	894 109 1161	-	4	100	14,000	18	8.5	7	3.3	14.8	370	3.7	1.8	1/4"	3/8	10

MODEL	PART NUMBER	STROKES PER MIN.	AVERAGE AIR CONS.		AIR CONS. @ LOAD		OVERALL LENGTH		NET WEIGHT		AIR INLET	HOSE INT.	
			cfm	l/s	cfm	l/s	in.	mm	lb	kg		NPTF	in.
CP835	T022550	2,750	4.2	2	17	8	7.5	216	2.25	0.59	1/4"	3/8	10

@90 PSJ (@6.3 bar) - Listed specifications are for reference only. Please check documents in each tool.



Air files, Engraving pen & Caulking gun



AIR FILE



CP9705

POWERFUL & PRECISE

FEATURES


- Air file 0.2" (5mm) stroke
- Lock-off lever to prevent accidental start-up
- 360° swivel air inlet
- Rubber handle grip
- Includes 4 types of files: flat, half round, round, triangular

BENEFITS

- Excellent tool for use in confined areas
- Ideal for precise work
- Deburring or sharpening sheet metal, iron or plastic

CP9710

Same features as CP9705 with 0.4" (10mm) stroke



SHANK FILE FOR CP9705 AND CP9710

ACCESSORIES	PART NUMBER
0.2" (5 mm) Shank file rectangular (5)	205 051 9113
0.2" (5 mm) Shank file round (5)	205 051 9123
0.2" (5 mm) Shank file half round (5)	205 051 9133
0.2" (5 mm) Shank file triangular (5)	205 051 9143
Swivel air inlet	894 015 8412



ENGRAVING PEN



CP710

PRECISION & COMFORT ENGRAVING PEN

FEATURES

- Standard engraving pen
- Compact and lightweight
- Fine point stylus
- Cushion finger grip for comfort
- Low air consumption

BENEFITS

- Easy handling
- Operator comfort
- Enhanced control



CAULKING GUN



CP9885

AIR CAULKING GUN

FEATURES

- Durable lightweight design
- Trigger controlled material flow
- Accepts standard cartridges: 2" x 8-1/2" (50x210 mm)

BENEFITS

- Labor time saving
- Easy to handle
- Operator comfort
- Ideal for seal joints on wood, composite, glass or even rubber and plastic materials



MODEL	PART NUMBER	STROKES PER MIN.	AVERAGE AIR CONS.		AIR CONS. @ LOAD		OVERALL LENGTH		NET WEIGHT		AIR INLET	HOSE INT.	
			cfm	l/s	cfm	l/s	in.	mm	lb	kg		NPTF	in.
CP9705	615 193 9705	12,000	1.5	0.7	6	2.8	8.0	204	1.23	0.56	1/4"	3/8	10
CP9710	615 193 9710	8,000	1.5	0.7	6	2.8	9.8	250	1.3	0.59	1/4"	3/8	10
CP710	T025257	14,000	2.7	1.3	2.5	1.2	5.3	133	1.13	0.5	1/4"	1/4	6
CP9885	615 197 9885	-	-	-	16.8	8	10.1	270	2.32	1.04	1/4"	3/8	10

@90 PSI (@6.3 bar) - Listed specifications are for reference only. Please check documents in each tool.

SPECIALTY TOOLS

Riveters



4.8mm (3/16")



CP9882

EASY-TO-USE
& RELIABLE

FEATURES

- Compact size
- 3/16" (4.8 mm) max. capacity
- For rivets in Aluminum, copper and softer materials
- Heavy pulling: up to 2,200 lbs (1,000 kg)
- Transparent container with holes for quick release of rivet ends
- Includes: nose pieces for rivets 3/32", 1/8", 5/32" and 3/16" (2.4, 3.2, 4 and 4.8 mm)

BENEFITS

- Simple construction for easy maintenance
- Great for trailer panels, number plates, and any type of panels maintenance

TUNE-UP KIT

MODEL	TUNE-UP KIT
CP9882	894 016 9881



4.8mm (3/16")



CP9883

LIGHTWEIGHT
& STRONG

FEATURES

- Compact size
- 3/16" (4.8 mm) max. capacity
- Heavy pulling: up to 1,900 lbs (865 kg)
- Low vibrations and low noise level
- Transparent container with holes for quick release of rivet ends
- Includes: 3/32", 1/8", 5/32" and 3/16" (2.4, 3.2, 4 and 4.8 mm) nose pieces
- Jaw pusher for 2.4 & 3.2 mm rivets, jaws, syringe, service wrenches and oil bottle
- Includes: nose pieces for rivets 3/32", 1/8", 5/32" and 3/16" (2.4, 3.2, 4 and 4.8 mm)

BENEFITS

- Ideal for versatile applications
- Durable, reliable and easy to service
- Maximize operator comfort

TUNE-UP KIT

MODEL	TUNE-UP KIT
CP9883	894 016 7681



6.4mm (1/4")



CP9884

HEAVY PULLING
& ERGONOMIC

FEATURES

- Compact size
- 1/4" (6.4 mm) max. capacity
- Heavy pulling: up to 3,530 lbs (1.6 T)
- Low vibrations and low noise level
- Includes: 3/16", 1/4", 1/4" monobolt / (4.8, 6.4, and 6.4 mm monobolt) nose pieces
- Jaw, syringe, service wrenches and oil bottle

BENEFITS

- Enlarge applications coverage
- Durable, reliable and easy to service
- Maximize operator comfort

TUNE-UP KIT

MODEL	TUNE-UP KIT
CP9884	894 016 7715

MODEL	PART NUMBER	MAX AXIAL PULLING LOAD		AVERAGE AIR CONS.		OVERALL LENGTH		NET WEIGHT		AIR INLET	HOSE INT.	
		lb @ 85psi	kg	cfm	l/s	in.	mm	lb	kg	NPTF	in.	mm
CP9882	894 109 8820	2200	1000	1	0.4	8.9	225	3.3	1.5	1/4"	3/8	10
CP9883	894 109 8830	1900	865	1.15	0.5	11.8	300	3.2	1.46	1/4"	3/8	10
CP9884	894 109 8840	3530	1600	2.25	1.05	12.2	310	4.2	1.9	1/4"	3/8	10

@90 PSI (@6.3 bar) - Listed specifications are for reference only. Please check documents in each tool.



CLASSIC TOOLS



Impact Wrenches 1/2", 3/4" & 1"



There comes a time when the best-known products go beyond the standard they set to become must-have Classics.

Chicago Pneumatic is proud to bring together the tools you already know:

The Classic Range

For decades, these Classic Chicago Pneumatic products have been getting the job done and feature the authentic styling you have come to love.

Limited (2-Year) Warranty for CP Classic range

With the Classic range of products, CP warrants its material and workmanship, because these products have been selected, tested, and proven by thousands and thousands of tool users, year after year.



Limited 2-year warranty extension **REQUIRES** registration of each tool on the CP website within 4 weeks of the original purchase date.

*Ratchets
3/8" & 1/2"*

*Die Grinders
1/4"*

*Angle Grinders
4", 5" & 7"*

*Drills
3/8" & 1/2"*

*Hammers
0.401" & 0.498"*



CLASSIC

Impact Wrenches



1/2"



CP734H

THE "CLASSIC" REFERENCE FOR 1/2" IMPACT TOOLS

FEATURES

- DYNA-PACT (Pin clutch) with oil bath
- Single handed reverse button with 4 positive power settings
- Compact and ergonomic with rubber grip

BENEFITS

- Versatile tool ideal for all general repair and maintenance applications



1/2"



CP749

POWERFUL & ROBUST, BETTER ERGONOMICS

FEATURES

- CP's patented SprinHammer oil bath clutch
- One-handed reverse button with 4-power settings
- Perfect for general maintenance

BENEFITS

- Powerful & durable motor delivering high torque
- Withstands rough use with operator comfort
- Ideal for general maintenance & repairs



3/4"



CP772H

THE UNMATCHED "REFERENCE" IN 3/4" IMPACT

FEATURES

- DYNA-PACT oil bath clutch
- Single handed reverse button with 4 settings of power
- 360° air inlet swivel

BENEFITS

- Smooth operation thanks to the DYNA-PACT clutch
- Low noise and vibration levels
- Good durability

CP734H Kit



See details on page 102

CP749-2

Same features as CP749 with 2" (51 mm) extended anvil

CP749-2 Kit

See details on page 102



CP772H-6

Same features as CP772H with 6" (152 mm) extended anvil



CP772H kit

See details on page 102



See accessories on pages 102

MODEL	PART NUMBER	OUTPUT DRIVE	FREE SPEED	WORKING TORQUE (FW)		MAX TORQUE (REV)		AVERAGE AIR CONS.		AIR CONS. @ LOAD		OVERALL LENGTH		NET WEIGHT		AIR INLET
		in.	rpm	ft.lb	Nm	ft.lb	Nm	cfm	l/s	cfm	l/s	in.	mm	lb	kg	NPTF
CP734H	T024351	1/2	9,500	25-310	34-420	445	576	3.8	1.8	15	7.1	7.5	191	5.1	2.3	1/4"
CP749	T024587	1/2	6,400	50-450	68-610	610	827	5.5	2.6	22	10.4	7	178	5.5	2.5	1/4"
CP749-2	T024673	1/2	6,400	50-450	68-610	625	827	5.5	2.6	22	10.4	9	229	5.7	2.6	1/4"
CP772H	T024598	3/4	4,200	150-700	203-949	1,000	1,356	6.0	2.8	24	11.3	9.63	245	10.5	4.8	3/8"
CP772H-6	T024757	3/4	4,200	150-700	203-949	1,000	1,356	6.0	2.8	24	11.3	15.5	394	11.6	5.3	3/8"

All models: Hose int. 3/8" (10 mm) - @90 PSI (@6.3 Bar)

Listed specifications are for reference only. Please check documents in each tool.

Distributed by

Applifast.



applifast.com

Toll Free 1 800 563 1293



Impact & Ratchet Wrenches



1" 



CP797-6
THE TRUCK TIRE REFERENCE

FEATURES

- 1" straight impact wrench
- Rocking dog clutch
- High performance and durability
- Teasing throttle
- Convenient reverse valve
- 6" extended anvil

BENEFITS

- Clutch delivers smooth operation and extreme durability
- Ideal for high volume work on trucks, buses, and heavy equipment

CP797
Same features as CP797-6



CP797SP6
Same features as CP797-6 with #5 Spline socket retainer




1" 



CP7778-6
EFFICIENCY & POWER

FEATURES

- 1" heavy-duty impact wrench
- Rocking dog clutch
- High efficiency 6-vane motor
- 3 power settings with directional control
- Angled down exhaust
- 6" extended anvil

BENEFITS

- High efficiency motor, yet economical
- Ideal tool for tire work, general repair and maintenance

CP7778
Same features as CP7778-6 with 1" short anvil



 See accessories on pages 102



3/8" 



CP828
DURABLE

FEATURES

- 3/8" standard ratchet
- Features CP's patented TriSpring anti-slip head design
- Grease fitting on the reverse lever

BENEFITS

- General maintenance and excellent durability
- Great power

CP828H
Same features as CP828 with 1/2"

CP828HM Kit
See details on page 102



MODEL	PART NUMBER	OUTPUT DRIVE		FREE SPEED		WORKING TORQUE (FW)		MAX TORQUE (REV)		AVERAGE AIR CONS.		AIR CONS. @ LOAD		OVERALL LENGTH		NET WEIGHT		AIR INLET
		in.	rpm	ft.lb	Nm	ft.lb	Nm	cfm	l/s	cfm	l/s	in.	mm	lb	kg	NPTF		
CP797-6	T013901	1	4,200	150-900	200-1,225	1,400	1,898	10.0	4.7	40	18.9	22.25	565	29.8	13.5	1/2"		
CP797	T019139	1	4,200	150-900	203-1,220	1,400	1,898	10.0	4.7	60	28.2	15.5	394	27.0	12.3	1/2"		
CP797SP6	T018653	#5	4,200	150-900	200-1,225	1,400	1,898	10.0	4.7	40	18.9	22.25	565	29.8	13.5	1/2"		
CP7778-6	894 107 7786	1	5,000	300-1,330	400-1,800	1,620	2,200	8.7	4.1	35	16.5	20.2	513	25.4	11.5	1/2"		
CP7778	894 107 7780	1	5,000	300-1,330	400-1,800	1,620	2,200	8.7	4.1	35	16.5	13.4	355	22.2	10.1	1/2"		

MODEL	PART NUMBER	OUTPUT DRIVE		FREE SPEED	TORQUE RANGE				AVERAGE AIR CONS.		AIR CONS. @ LOAD		OVERALL LENGTH		NET WEIGHT		AIR INLET
		in.	rpm		MIN.		MAX		cfm	l/s	cfm	l/s	in.	mm	lb	kg	NPTF
		in.	rpm	ft.lb	Nm	ft.lb	Nm	cfm	l/s	cfm	l/s	in.	mm	lb	kg	NPTF	
CP828	T022708	3/8	150	10	13	50	70	3.8	1.8	15	7.1	10.0	254	2.4	1.1	1/4"	
CP828H	T022970	1/2	150	10	13	50	70	3.8	1.8	15	7.1	10.0	254	2.4	1.1	1/4"	

All models: Hose int. 3/8" (10 mm) - @90 PSI (@6.3 Bar)

Listed specifications are for reference only. Please check documents in each tool.

CLASSIC

Screwdrivers



1/4"



CP780

HIGH SPEED
& ROBUST

FEATURES

- External clutch adjustment
- Built-in 1/4" Female Hex quick-change
- Convenient single handed forward/reverse

BENEFITS

- High speed fastening for greater productivity
- Reliable & easy-to-adjust cushion clutch
- Ideal tool for general repair, wood, PVC & refurbishing applications



1/4"



CP781

HIGH TORQUE
& ROBUST

FEATURES

- External clutch adjustment
- Built-in 1/4" Female Hex quick-change
- Convenient single handed forward/reverse

BENEFITS

- Reliable & easy-to-adjust cushion clutch for powerful fastening
- Robust aluminum body & steel clutch housing
- Ideal tool for general assembly, metal, wood, PVC and refurbishing applications



See accessories on pages 102

MODEL	PART NUMBER	OUTPUT DRIVE	FREE SPEED	TORQUE RANGE				AVERAGE AIR CONS.		AIR CONS. @ LOAD		OVERALL LENGTH		NET WEIGHT		AIR INLET
				MIN.		MAX		cfm	l/s	cfm	l/s	in.	mm	lb	kg	NPTF
		in.	rpm	ft.lb	Nm	ft.lb	Nm	cfm	l/s	cfm	l/s	in.	mm	lb	kg	NPTF
CP780	T025095	1/4	1,800	2.06	2.83	3.7	4.97	4	1.9	16	7.6	8.25	210	2.50	1.13	1/4"
CP781	T025096	1/4	800	4.57	6.2	8.4	11.3	4	1.9	16	7.6	8.88	226	3.00	1.36	1/4"

All models: Hose int. 3/8" (10 mm) - @90 PSI (@6.3 Bar)

Listed specifications are for reference only. Please check documents in each tool.

Distributed by

Applifast.



applifast.com

Toll Free 1 800 563 1293



Screwdrivers



1/4" 



CP782
HIGH TORQUE
& ROBUST

FEATURES

- External clutch adjustment
- Convenient single handed forward/reverse valve
- Progressive lever start and suspension bail

BENEFITS

- Reliable cushion clutch
- Comfortable use thanks to low weight
- Ideal tool for general assembly operations on metal, wood, PVC, or any repair applications



1/4" 



CP783
COMPACT
& HIGH SPEED

FEATURES

- External clutch adjustment
- Convenient one-hand forward/reverse valve
- Progressive lever start and suspension bail

BENEFITS

- Reliable cushion clutch
- Faster cycle times with 2000rpm
- Ideal tool for general assembly operations on metal, wood, PVC, or any repair applications



See accessories on pages 102

MODEL	PART NUMBER	OUTPUT DRIVE	FREE SPEED	TORQUE RANGE				AVERAGE AIR CONS.		AIR CONS. @ LOAD		OVERALL LENGTH		NET WEIGHT		AIR INLET
				MIN.		MAX		cfm	l/s	cfm	l/s	in.	mm	lb	kg	
				ft.lb	Nm	ft.lb	Nm									
CP782	T025097	1/4	1,800	2.58	3.5	3.7	4.97	4	1.9	16	7.6	9.63	245	2.50	1.13	1/4"
CP783	T025098	1/4	2,000	0.8	1.13	2.06	2.83	4	1.9	16	7.6	8.88	226	1.33	0.6	1/4"

All models: Hose int. 3/8" (10 mm) - @90 PSI (@6.3 Bar)

Listed specifications are for reference only. Please check documents in each tool.



CLASSIC

Die & Angle Grinders



Ø 6mm (1/4")



CP860

GREAT DURABILITY

FEATURES

- 1/4" collet
- Rugged and energy efficient 0.54 hp (400 W) motor
- Adjustable speed regulator
- Lock-off throttle
- Square handle design for greater comfort

BENEFITS

- General maintenance applications
- Productivity and control
- Excellent for cleaning tires, moldings, porting, relieving engines, and general high-speed polishing and grinding

CP860E

Same features as CP860 with 6 mm collet

CP860ES

Same features as CP860 with 6" (152mm) extended shank



CP860ESE

Same features as CP860ES with 6 mm collet



Ø 100mm (4")



CP854

EFFICIENT & DURABLE

FEATURES

- Aluminum alloy housing
- Helical bevel gear design
- 4" (100 mm) wheel capacity
- 0.6 hp (450 W) high performance motor

BENEFITS

- General maintenance applications
- Lightweight rugged housing
- Durability and performance

CP854E



Same features as CP854 with 5" (125 mm) guard



Ø 180mm (7")



CP857

POWERFUL & DURABLE

FEATURES

- Aluminum alloy housing
- Helical bevel gear design
- 1.3 hp (940 W) high performance motor
- 7" (180 mm) wheel capacity

BENEFITS

- Ideal for general maintenance applications
- Rugged housing
- Durability



See accessories on pages 102

MODEL	PART NUMBER	FREE SPEED		POWER		CAPACITY WHEEL		SPINDLE THREAD		AVERAGE AIR CONS.		AIR CONS. @ LOAD		OVERALL LENGTH		NET WEIGHT		AIR INLET
		rpm	hp	kW	in.	mm	in.	cfm	l/s	cfm	l/s	in.	mm	lb	kg	NPTF		
CP860	T019704	24,000	0.54	0.40	1/4	6	-	10.5	5.0	21	9.9	5.8	146	1.25	0.57	1/4"		
CP860E	T021136	24,000	0.54	0.40	6	6	-	10.5	5.0	21	9.9	5.8	146	1.25	0.57	1/4"		
CP860ES	T023193	24,000	0.54	0.40	1/4	-	-	11.5	5.4	23	10.9	11.8	294	2.1	0.95	1/4"		
CP860ESE	T023354	24,000	0.54	0.40	6	6	-	11.5	5.4	23	10.9	11.8	294	2.1	0.95	1/4"		
CP854	T023186	13,000	0.7	0.53	4	100	3/8-24	6.0	2.8	24.0	11.3	9.0	229	3.8	1.7	1/4"		
CP854E	T023187	12,000	0.7	0.53	5	125	M10	4.0	1.9	16.0	7.6	9.0	229	3.8	1.7	1/4"		
CP857	T024387	7,500	1.3	0.94	7	180	5/8-11	12.0	5.7	24.0	11.3	13.1	334	6.3	2.8	3/8"		

All models: Hose int. 3/8" (10 mm) - @90 PSI (@6.3 Bar)

Listed specifications are for reference only. Please check documents in each tool.

Distributed by

Applifast.



applifast.com

Toll Free 1 800 563 1293



Drills



Ø 10mm (3/8")



CP785

DURABILITY AND SMOOTH OPERATION

FEATURES

- 3/8" (10 mm) pistol drill
- Powerful energy efficient motor resists stalls
- Handle exhaust

BENEFITS

- Industrial maintenance duty and designed for smooth operation and extended tool life
- Ideal tool for all types of maintenance work

CP785QC 

Same features as CP785 with keyless chuck

CP785H 

Same features as CP785 with 1/2" (13mm) capacity



Ø 10mm (3/8") 



CP789R-26

REVERSIBLE, HIGH POWER & DURABILITY

FEATURES

- 3/8" (10 mm) reversible pistol drill
- Powerful 0.4 hp (320 W) motor
- Teasing throttle
- Industrial quality Jacobs chuck
- Durable gearbox
- Ergonomic grip

BENEFITS

- Industrial maintenance duty and designed for operators' productivity, durability, and comfort
- Great tool for honing and heavy drilling

CP789R-42

Same features as CP789R-26 with 4,200 rpm free speed



Ø 13mm (1/2") 



CP789HR

REVERSIBLE, HIGH TORQUE & DURABILITY

FEATURES

- 1/2" (13 mm) reversible pistol drill
- Powerful 0.4 hp (320 W) motor
- Teasing throttle
- Industrial quality Jacobs chuck
- Durable gearbox
- Ergonomic grip
- Side handle

BENEFITS

- Industrial maintenance duty and designed for operators' productivity, durability, and comfort
- Perfect tool for drilling, reaming, hole sawing and jobs requiring high torque



See accessories on pages 102

MODEL	PART NUMBER	FREE SPEED		POWER		CHUCK CAPACITY		MAX TORQUE		AVERAGE AIR CONS.		AIR CONS. @ LOAD		OVERALL LENGTH		NET WEIGHT		AIR INLET
		rpm	hp	kW	in.	mm	ft.lb	Nm	cfm	l/s	cfm	l/s	in.	mm	lb	kg	NPTF	
CP785	T022698	2,400	0.5	0.38	3/8	10	3.1	4.2	4.1	1.9	16.5	8	7	178	2.3	1.02	1/4"	
CP785QC	T024242	2,400	0.5	0.38	3/8	10	3.1	4.2	4.1	1.9	12	6	7	178	2.3	1.02	1/4"	
CP785H	T024134	500	0.5	0.38	1/2	13	11.3	15.4	4.1	1.9	12	6	7.8	197	3	1.36	1/4"	
CP789R-26	T025180	2,600	0.4	0.32	3/8	10	3.1	4.2	7.5	3.5	30	14	7	178	2.5	1.13	1/4"	
CP789R-42	T025198	4,200	0.4	0.32	3/8	10	1.9	2.5	7.5	3.5	30	14	7	178	2.5	1.13	1/4"	
CP789HR	T025165	500	0.4	0.32	1/2	13	15.6	21.1	7.5	3.5	30	14	8	203	3.3	1.47	1/4"	

All models: Spindle thread: 3/8-24 - Hose int. 3/8" (10 mm) - @90 PSI (@6.3 bar)

Listed specifications are for reference only. Please check documents in each tool.



Hammers & Belt Sander



10.2mm (0.401")



CP714

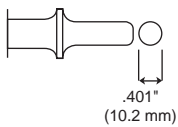
DURABILITY & PRECISION

FEATURES

- Positive action trigger for precise control
- Speed regulator
- Ergonomic oriented handle

BENEFITS

- High durability
- Operator comfort
- Versatile, handling different type of environments



CP714 Kit



See details on page 102



12.7mm (0.498")



CP717

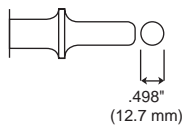
POWER & DURABILITY

FEATURES

- Standard .498" round shank
- High power air hammer
- Positive action trigger

BENEFITS

- Power and precision
- Flexible operating positions
- Ideal tool for deep cutting, bolt riveting and super-duty applications



CP717 Kit



See details on page 102



10x330mm (3/8"x13")



CP858

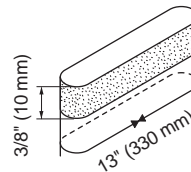
PRODUCTIVITY & DURABILITY

FEATURES

- Belt sander 3/8" (10 mm) capacity
- Quick change belt replacement
- Adjustable sanding arm
- Handle exhaust

BENEFITS

- Excellent for paint removal, smoothing and rust removal in limited space applications



BELT SANDERS - REPLACEMENT BELT (10PC)

MODEL	DESCRIPTION	PART NUMBER
CP858	Belts 60 Grit, 3/8"x13" (10x330 mm)	894 016 9003
CP858	Belts 80 Grit, 3/8"x13" (10x330 mm)	894 016 9004
CP858	Belts 100 Grit, 3/8"x13" (10x330 mm)	894 016 9005
CP858	Belts 120 Grit, 3/8"x13" (10x330 mm)	894 016 9006



See accessories on pages 102

MODEL	PART NUMBER	POWER	COLD RIVET CAP.				BORE AND STROKE		BLOWS PER MIN.	CHISEL RIVET SET SHANK		AIR CONS. @ LOAD		OVERALL LENGTH		NET WEIGHT		AIR INLET
			(DURAL)		(STEEL)		in.	mm		in.	mm	in.	mm	cfm	l/s	in.	mm	
CP714	T012735	4.7	1/4	6.4	3/16	4.8	9/16x3.5	14x80	2,000	0.401	10.2	8.5	4	7.5	190	3.33	1.51	1/4
CP717	T020120	7.3	1/4	6.4	3/16	4.8	3/4x2.69	19x68	1,800	0.498	12.7	12.5	5.9	7.5	190	4.75	2.15	1/4

MODEL	PART NUMBER	FREE SPEED	PAPER BELT SIZE		AVERAGE AIR CONS.		AIR CONS. @ LOAD		LENGTH		NET WEIGHT		AIR INLET
			in.	mm	cfm	l/s	cfm	l/s	in.	mm	lb	kg	
CP858	T025179	18,000	3/8x13	10x330	11	5.2	22	10.4	10.8	275	1.88	0.85	1/4"

All models: Hose int. 3/8" (10 mm) - @90 PSI (@6.3 Bar)

Listed specifications are for reference only. Please check documents in each tool.



Saw, shear & cutter



RUGGED SAW



CP881
INTENSE CUTTING

FEATURES

- Power and speed of 9,500 strokes per minute
- Rugged construction for intense cutting
- Adjustable guard guide
- Comfortable rubber grip
- Includes (1) 32T saw blade

BENEFITS

- Cut through material with ease
- Powerful and durable
- Ideal tool for General Maintenance



SAW BLADE FOR CP881

ACCESSORIES	PART NUMBER
18T Saw blades (5)	CA146719
24T Saw blades (5)	CA146720
32T Saw blades (5)	CA146721



PISTOL SHEAR



CP785S
RELIABLE & POWERFUL

FEATURES

- Powerful efficient 0.5 hp (370 W) motor to cut up to 18-gauge steel (1.1 mm - 0.04")
- Triple idler planetary gearing
- Ergonomic handle design

BENEFITS

- Smooth operation and extended life
- Operator comfort
- Reliable cutting performance
- Excellent tool for cutting square and angles in all types of aluminum, tin and steel



SPEED CUTTER



CP861
DURABILITY & POWER

FEATURES

- Rugged, energy efficient 0.5hp (370 W) motor
- Lightweight tool: 1.63 lbs (0.74kg)
- Square handle design for positive grip
- Lock-off lever to prevent accidental start-up

BENEFITS

- Power, durability and productivity
- Excellent for cutting through composite, fiberglass, steel metal, bolts, clamps.



WHEEL FOR CP861

ACCESSORIES	PART NUMBER
Package of 5 wheels (ø 2-7/8"x1/16"x3/8" - 73x1.6x9.52 mm)	CA155312



See accessories on pages 102

MODEL	PART NUMBER	STROKES PER MIN.	STROKE		AVERAGE AIR CONS.		AIR CONS. @ LOAD		OVERALL LENGTH		NET WEIGHT		AIR INLET	HOSE INT.	
			in.	mm	cfm	l/s	cfm	l/s	in.	mm	lb	kg	NPTF	in.	mm
CP881	T023916	9,500	3/8	10	1.5	0.7	6	2.8	8.6	219	1.63	0.74	1/4"	3/8	10
CP785S	T023200	2,400	-	-	3.7	1.8	15.5	7.3	8.3	229	2.5	0.86	1/4"	3/8	10

MODEL	PART NUMBER	STROKES PER MIN.	CHUCK / WHEEL SIZE		FREE SPEED	AVERAGE AIR CONS.		AIR CONS. @ LOAD		OVERALL LENGTH		NET WEIGHT		AIR INLET	HOSE INT.	
			in.	mm	rpm	cfm	l/s	cfm	l/s	in.	mm	lb	kg	NPTF	in.	mm
CP861	T022039	-	2-7/8	73	20,000	10	4.5	8.5	4	7.8	197	1.63	0.74	1/4"	3/8	10

All models: Hose int. 3/8" (10 mm) - @90 PSI (@6.3 Bar)

Listed specifications are for reference only. Please check documents in each tool.



IMPACT, RATCHET & HAMMER KITS



CP734H Kit

Part No. T025163 Kit SAE

Kit includes:

- (1) 1/2" Impact Wrench CP734H
- (5) SEA sockets: 1/2", 5/8", 3/4", 7/8", 15/16" or

Part No. T025164 Kit Metric

Kit includes:

- (1) 1/2" Impact Wrench CP734H
- (5) Metric sockets: 14, 16, 17, 19, 22mm



CP828 Kits

Part No. T024201 Kit SAE

Kit Includes:

- (1) 3/8" Air Ratchet CP828
- (5) SEA Sockets: 3/8" - 7/16" - 1/2" - 9/12" - 5/8"

Part No. T024493 Kit Metric

Kit Includes:

- (1) 1/2" Air Ratchet CP828H
- (5) Metric Sockets: 10 - 13 - 14 - 16 & 17 mm

Part No. T024448 CP828H Kit Metric

Kit Includes:

- (1) 1/2" Air Ratchet CP828H
- (5) Metric Sockets: 10 - 13 - 14 - 16 & 17 mm



CP749 Kit

Part No. T025193 Kit SAE

Kit includes:

- (1) 1/2" Impact Wrench CP749
- (5) SAE sockets : 1/2", 5/8", 3/4", 7/8", 15/16"
- (1) oil bottle

Part No. T025194 Kit Metric

Kit includes:

- (1) 1/2" Impact Wrench CP749
- (5) Metric sockets : 14, 16, 17, 19, 22 mm
- (1) oil bottle



CP714 Kit

Part No. T025364

Kit Includes:

- (1) Air Hammer CP714
- (1) Flat chisel - A046073
- (1) Tapened chisel - A046078
- (1) Blank chisel - A046074
- (1) Twin blade panel cutter - A046071



CP772H Kits

Part No. T025171 Kit SAE

Kit includes :

- (1) 3/4" Impact Wrench CP772H
- (4) SEA sockets: 15/16", 1", 1-1/16", 1-1/8" or

Part No. T025162 Kit Metric

Kit includes :

- (1) 3/4" Impact Wrench CP772H
- (4) Metric sockets: 24, 27, 30 and 32 mm



CP717 Kit

Part No. T025365

Kit Includes:

- (1) Air Hammer CP717
- (1) Twin blade panel cutter - A047071
- (1) Rivet cutter - A047050
- (1) 1-1/4" Smoothing Hammer - A047091
- (1) Straight punch - A047074

TUNE-UP & REPLACEMENT KITS

MODEL	TUNE-UP KIT	REPAIR KIT	REPLACEMENT HEAD
CP734H	CA147716	CA147717	
CP772H	CA149746	CA149747	
CP7778/CP7778-6	894 016 2816		
CP797/CP797-6	CA131501		
CP828 (D,N,E)	CA155086		CA155084
CP828H (D,N,E)	CA155086		CA155085
CP828H (A,K)	CA155086		CA155085
CP854/E	C138089		

PROTECTIVE COVERS

TOOL	PART NUMBER
PVC tool cover	
CP734H	CA129405
CP772H	CA124745
CP797	CA139818
TOOL	
PVC tool cover	
CP828 (D, N, E)	CA133961
CP828H (D, N, E)	CA133961

IMPACT PROTECTOR COVERS



RATCHET PROTECTOR COVERS



GUARD FOR CP854 AND CP857

DESCRIPTION	PART NUMBER
4" (100 mm) Guard	C136898
5" (125 mm) Guard	KF141860
7" (175 mm) Guard	C139081



REAR EXHAUST HOSE ASSEMBLY FOR CP860, CP860E, CP860ES & CP860ESE DIE GRINDERS AND CP734H

DESCRIPTION	PART NUMBER
Rear exhaust hose assembly, includes:	CA127175
Attachment Ferrule	KF127211
CP734H	CA148157



DRILL CHUCKS

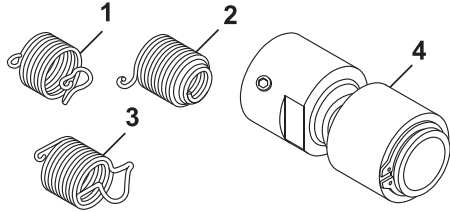


MODEL	CAPACITY		THREAD MOUNT	CHUCK PART NO.	TYPE	KEY PART NO.
	IN.	MM	IN.			
CP785, CP789R-26	3/8	10	3/8-24	C142408	Chuck + Key	CA050120
CP785H, CP789HR	1/2	13	3/8-24	205 048 6963	Chuck + Key	
CP785QC	3/8	10	3/8-24	205 050 2063	Keyless Chuck	



Spares & Accessories

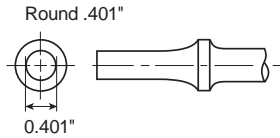
CHISEL RETAINERS



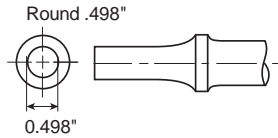
MODEL USED	TYPE	PART NUMBER	DESCRIPTION
CP714	1	205 048 7413	Quick Change
	1	A046095	Heavy Duty Quick Change
	2	A046096	Bee hive
	3	205 052 5333	Zip Change
	3	A046094	Heavy Duty Zip Change made in USA
	4	894 015 8924	Posi Lock Quick Change
	4	A121721	Heavy Duty Posi Lock Quick Change made in USA
	CP717	1	A047095
2		A047096	Bee hive

CHISELS

TYPE OF SHANK



CP714



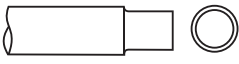


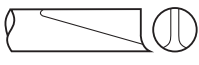

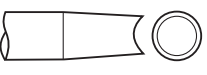
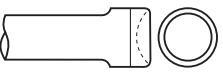
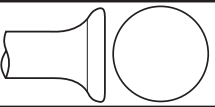
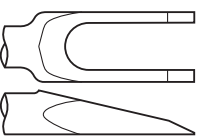
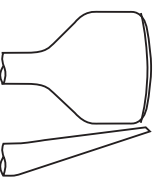

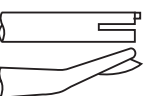


CP717

DRAWING	DESCRIPTION	LENGTH		WIDTH		SHANK	
		in	mm	in	mm	ROUND .401"	ROUND .498"
	Flat Chisel	7	180	0,5	12,7	A008542	
		7	180	0,625	16	A046073	A047073
		18	457	0,75	19	A046080	
	Undercoat Goo Scraper	6,5	165	1	25	A046072	
	Spot Weld Splitter	7	180	1	25	A046075	
	Twin Blade Panel Cutter	7	180	1	25	A046071	A047071
	Nut Splitter	10	254	0,75	19	A046044	
	Rivet Cutter	6	152	0,75	19		A047050
		6,5	165	0,625	16	A046050	
	Angle Scaling	7	180	1,25	32	A046063	A047051





DRAWING	DESCRIPTION	LENGTH		WIDTH		SHANK	
		in	mm	in	mm	ROUND .401"	ROUND .498
	Muffler Cutter	7,5	191	-	-	A046077	
	Blank Chisel	7	180	0,512	13	A046074	
		7	180	0,625	16	A089064	
	Straight Punch	7	180	0,498	12,5	A047074	
	Tapered Punch	7	180	0,3	7,6	A047078	
	Tapered Punch	7	180	0,1	2,5	A046078	
	Bushing Splitter	6,25	159	-	-	A046052	
		7	180	-	-	A047052	
	Tie Rod (Universal Joint)	4,25	108	0,625	16	A046057	A047057
	Rivet Removal	3,5	89	0,125	3	A046087	
		3,5	89	0,188	5	A046088	
	Rivet Removal	3,5	89	0,25	6	A046089	
	Smoothing Hammer	3	76	1,25	32	A046090	A047091
		3	76	1,75	44	A046091	
	Separator Fork	7	180	0,75	19	A047059	
		7	180	1	25	A047060	
		7	180	1,25	32	A047061	
	Scraper	6	152	1,75	44	A133907	
	Diamond Point	7	180	0,3	7,6	A046064	
	Edging Chisel	5,375	137	0,625	16	A046076	

WORKSHOP EQUIPMENT



JACK STANDS



Durable Jack Stands

The CP jack stand range includes 3 models with self locking handle & extra large feet for improved security and stability during use.

EASY TO OPERATE

Ratchet action for height adjustment

SAFETY

Self locking handle with composite tip & locking pin

HIGH STABILITY

Extra-large plated feet resist sinking into the ground



Jack Stands



JACK STANDS

CP82020

HIGH QUALITY YET AFFORDABLE JACK STANDS

FEATURES

- Feet with extra large plate
- Self locking handle & locking pin
- Ductile iron support column & rugged steel frame construction
- Ratchet action for height adjustment
- Sold in pairs

BENEFITS

- High stability
- Improved safety
- Durability
- Easy to operate



JACK STANDS

CP82120

HIGH CAPACITY, HIGH QUALITY, QUICK HEIGHT ADJUSTMENTS

FEATURES

- 17.71 in. – 450 mm for the 12T model
- Welded steel construction to prevent distortion or twisting
- Height adjustment pin is attached to stand to prevent loss
- Handle welded to base for easy adjustment and positioning
- Large v-shaped saddle to support and to position vehicle frame
- Multiple hole locations in support tube, supplied with strong safety pin
- Wide, square base
- At ISO 9001 and ASME Standards
- Used in pairs for supporting trucks, trailers, and equipment in fleet garages, agricultural, industrial and construction environments

BENEFITS

- High capacity
- High quality and strength
- Functional
- Convenient
- Quick height adjustments
- High stability

CP82030
Same features as CP82020 with 3 ton capacity

CP82060
Same features as CP82020 with 6 ton capacity

CP82200
Same features as CP82120 with 20 ton capacity

MODEL	PART NUMBER	CAPACITY		WEIGHT		DIMENSIONS								POSITION IN HEIGHT		
						MIN. HEIGHT		MAX. HEIGHT		STROKE		WIDTH			DEPTH	
		tons	short tons	kg	lbs	mm	in.	mm	in.	mm	in.	mm	in.		mm	in.
CP82020	894 108 2020	2	2.2	2.5	5.5	280	11.0	425	16.7	145	5.7	195	7.7	182	7.2	10
CP82030	894 108 2030	3	3.31	3	6.6	300	11.8	455	17.9	155	6.1	250	9.8	182	7.2	11
CP82060	894 108 2060	6	6.61	5	11.0	400	15.7	620	24.4	220	8.7	283	11.1	258	10.2	12
CP82120	894 108 2120	12	13.22	10	22.0	300	11.7	450	17.7	220	8.66			150	5.9	
CP82200	894 108 2200	20	22.02	18	39.7	350	13.7	500	19.6	280	11.02			200	7.8	



BOTTLE JACKS



Versatile Bottle Jacks

The CP bottle jack range is equipped with a powerful mounted manual pump hydraulic system. Used on light or heavy vehicles, they are compact and versatile. The integrated safety valve prevents overloading and the large base provides high safety and great stability.



CP81020
2 T

CP81030
3 T

CP81050
5 T

CP81080
8 T

CP81120
CP81121
CP81122
12 T

CP81200
CP81201
20 T

CP81300
CP81502
30 T
50 T

Hydraulic Bottle Jacks

CP81020/030/050/080/120/121/122/200/201/300/502

BENEFITS

- High capacity & durability
- 100% sealed & robust
- High standing & stability
- Improved safety
- Easy to disassemble & store
- Easy to use

FEATURES

- Double guidance & chromed plated steel piston made of one piece
- Automatic welded construction
- Large base plate
- Safety valve against overloading
- Handle on pump in two parts to assemble/disassemble
- Handle supplied with a small hook to get from under the vehicle
- Ideal to be used in combination with the CP jack stands
- This product is not marketed yet in North America and Australia.

EASY HEIGHT ADJUSTMENT

Threaded extension within piston

HIGH DURABILITY

Solid chrome plated steel piston

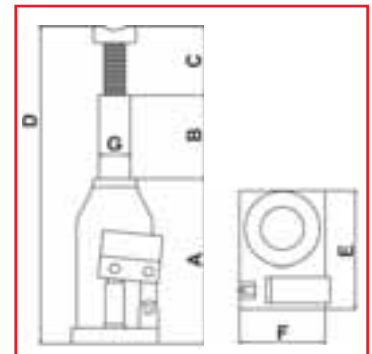
SAFETY & STABILITY

Safety valve prevents overloading

Large base plate

EASY TO USE

Handle supplied with a small hook to retrieve jack from under the vehicle



MODEL	PART NUMBER	CAPACITY		WEIGHT		DIMENSIONS													
		tons	short tons	kg	lbs	A		A+B (MAX)		C (+thread)		D		E		F		G	
						mm	in.	mm	in.	mm	in.	mm	in.	mm	in.	mm	in.	mm	in.
CP81020	894 108 1020	2	2.2	2.4	5.29	180	7.1	297	11.7	52	2.1	347	13.7	120	4.7	80	3.2	20	0.8
CP81030	894 108 1030	3	3.31	2.9	6.39	190	7.5	304	12.0	62	2.4	366	14.4	125	4.9	85	3.4	23	0.9
CP81050	894 108 1050	5	5.51	3.8	8.38	200	7.9	322	12.7	70	2.8	390	15.4	140	5.5	90	3.5	29	1.1
CP81080	894 108 1080	8	8.82	5.8	12.79	200	7.9	322	12.7	72	2.8	394	15.5	160	6.3	100	3.9	35	1.4
CP81120	894 118 1120	12	13.23	6.7	14.77	180	7.1	275	10.8	76	3.0	347	13.7	175	6.9	120	4.7	43	1.7
CP81121	894 118 1121	12	13.23	9.5	20.9	240	9.4	326	12.8	40	1.6	308	12.1	195	7.7	145	5.7	41	1.6
CP81122	894 118 1122	12	13.23	5.9	13	155	6.1	320	12.6	-	-	445	17.5	200	7.9	150	5.9	41	1.6
CP81200	894 108 1200	20	22.05	9.1	20.06	185	7.3	335	13.2	90	3.5	478	18.8	195	7.7	145	5.7	53	2.1
CP81201	894 108 1201	20	22.05	13.2	28.7	275	10.8	345	13.5	45	1.8	270	10.6	140	5.5	105	4.1	51	2.0
CP81300	894 108 1300	30	33.07	18.3	40.34	285	11.2	454	17.9	70	2.8	514	20.2	205	8.1	140	5.5	62	2.4
CP81502	894 108 1502	50	55.12	35.3	77.8	300	11.8	482	19.0	-	-	482	19.0	220	8.7	175	6.9	65	2.6

TROLLEY JACKS



Robust Trolley Jacks

The CP trolley jack range is manufactured with heavy duty steel. Chassis are welded with reinforcing rims for daily workshop use on passenger vehicles and vans. With high and quick lifting capacity, they provide productivity and ease of use.



CP80020
2 T / 2.2 ST

CP80015
1.5 T / 1.65 ST
Very low profile

CP80030
3 T / 3.3 ST

Trolley Jacks

CP80015 / CP80020 / CP80030

BENEFITS

- Robust & Durable
- Quick lifting
- Comfort
- Easy to use

FEATURES

- Heavy duty steel welded chassis with reinforcing rims
- Two pumps & one foot pedal for fast approach without load
- Handle with protector sponge & soft rubber pad on the saddle plate
- Turning handle for easy release of load
- Low profile construction
- Low noise & smooth to floor tiles due to oil and acid resistant plastic wheels
- This product is not marketed yet in North America and Australia.

LOW PROFILE CONSTRUCTION

Down to 3.1" / 80 mm for easy placement under vehicle (CP80015 model)

HIGH LIFTING CAPACITY

Lifting height up to 21.6" / 550 mm (CP80030 model)

QUICK LIFTING

Foot pedal for fast approach without load

Max. 21.6" / 550mm

Min. 3.1" / 80mm

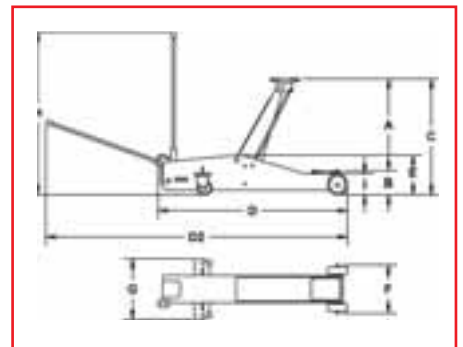
CONVENIENT

- Handle with protector sponge
- Soft rubber pad on the saddle plate
- Low noise, oil and acid resistant plastic wheels

* Steel wheels for North American market



See accessories on page 126



MODEL	PART NUMBER	CAPACITY		WEIGHT		DIMENSIONS															
		tons	short tons	kg	lbs	A		B		C		D		D2		E		F		G	
						mm	in.	mm	in.	mm	in.	mm	in.	mm	in.	mm	in.	mm	in.	mm	in.
CP80015	894 108 1015	1.5	2.2	50,5	111.30	620	24.4	70	2.75	540	21.3	920	36.2	2140	84.3	153	6.02	282	11.1	50.5	1.9
CP80020	894 118 1020	2	1.65	39,4	86.00	430	16.9	75	3	505	19.9	750	29.5	1960	77.2	150	5.9	270	10.6	39,4	1.5
CP80030	894 118 1030	3	3.31	45	99.20	455	17.9	95	3.7	550	21.7	779	30.7	1979	77.9	160	6.3	160	6.3	45	1.7

For NA markets only

CP80020	894 118 1021	2	1.65	39,4	86.00	430	16.9	75	3	505	19.9	750	29.5	1960	77.2	150	5.9	270	10.6	39,4	1.5
CP80030	894 118 1031	3	3.31	45	99.20	455	17.9	95	3.7	550	21.7	779	30.7	1979	77.9	160	6.3	160	6.3	45	1.7



BALLOON JACKS



High Lifting Capacity Balloon Jacks

Choose the CP882xx Series balloon jacks for your garage and auto body shop. A range of high quality, high lifting capacity balloon jacks by Chicago Pneumatic. Featuring a 2 ton lifting capacity, the CP882xx balloon jacks are available with short or long handle and with 2 or 3 balloons depending on your lifting needs. Low profile and lightweight, the new CP882xx balloon jack series delivers high lifting capacity from 4.5" (115mm) to 22" (560mm).



CP88221 2T
2 balloons with short handle



CP88222 2T
2 balloons with long handle



CP88232 2T
3 balloons with long handle

Balloon Jacks

CP88221 2T / CP88222 2T / CP88232 2T

BENEFITS

- High Lifting Capacity
- Safety
- Easy to Operation
- Lightweight
- Low Profile

FEATURES

- From 115 to 430 mm within extension
- Highly resistant diaphragm and internal telescopic guide
- Overload safety valve
- On/Off ergonomic lever
- 115 mm in uninflated position
- Extension included: 60 mm height



Balloon jacks can be used on column lifts. Ideal for tire changing applications and bodyshops



EASY TO OPERATE

- Ergonomic levers
- Soft handle grip
- Overload safety valve
- 360° air inlet swivel

SAFETY & HIGH STABILITY

- Internal telescopic guide / stabilizers
- Large base

SAFETY & LONG LIFE

Durable diaphragm made of 4 ply cord with a 0.27"- 0.29" (7-7.5mm) thickness

LOW PROFILE

4.53" to 7.9" (115 to 200mm) uninflated position

EASY TO USE

- 3 position adjustable handle
- Durable composite wheels for trolley models



See accessories on page 126

MODEL	PART NUMBER	CAPACITY		WEIGHT		DIMENSIONS													
		tons	short tons	kg	lbs	A Max.		B		C		D		E		F		G	
						mm	in.	mm	in.	mm	in.	mm	in.	mm	in.	mm	in.	mm	in.
CP88221 2T	894 108 8221	2	2.2	15	33	14	115	265	10	185	7	82	3	98	4	80	3	-	-
CP88222 2T	894 108 8222	2	2.2	18	40	14	115	265	10	185	7	82	3	98	4	80	3	1000	39
CP88232 2T	894 108 8232	2	2.2	19	42	20	200	250	10	185	7	82	3	98	4	60	2	1000	39



AIR HYDRAULIC JACKS



Air Hydraulic Jacks

CP hydraulic jacks are telescopic jacks, ideal for servicing trucks, buses and heavy machinery.

Jacks are equipped with an automatic stop valve for greater operator safety. The large wheels, cylinder handle and 3 position handle allows easier maneuvering.

FAST & HIGH LIFTING CAPACITY FOR HIGH AXLES:

- H30T - 16.1 in. / 409 mm
- 50T - 18 1/2 in / 472 mm
- 80T - 22.16 in. / 563 mm
- 100T - 24.00 in. / 610 mm
- Air powered piston
- Includes 2 extensions for higher lifting
- Stored on handle for transport

EASY TO USE

Simple controls



EASY TO TRANSPORT

Cylinder mounted carrying handle



PREMIUM QUALITY:

- Piston and pump
- Anti dust seals
- US manufactured pressure joint

HIGH DURABILITY

- Hard chromium plated piston rod

HIGH STABILITY

Large base.

LOW PROFILE

Ideal for easily accessing lifting points on low chassis trucks and buses

EASY MANEUVERING

- 4 1/4 ft. / 1.3 m / long handle bar (1 piece handle) allows easy access to controls when fully positioned under vehicle
- Handle bar locks in 3 positions: 45°, 90° & 180°
- Large & soft rubber wheels



Air Hydraulic Jacks, Telescopic for Trucks and Heavy Vehicles



AIR HYDRAULIC JACKS

CP85030

HIGH LIFTING CAPACITY
HIGH DURABILITY,
SAFETY

FEATURES

- Maximum height: 16.1 in. / 409 mm
- Air powered piston
- Includes 2 extensions for higher lifting - Stored on handle for transport
- Piston and pump
- Anti dust seals
- Ideal for easily accessing lifting points on low chassis trucks and buses
- Convenient joystick controls
- Cylinder mounted carrying handle
- 4 ¼ ft./ 1.3 m / long handle bar (1 piece handle) allows easy access to controls when fully positioned under vehicle
- Handle bar locks in 3 positions: 45°, 90° & 180°
- Large & soft rubber wheels

BENEFITS

- High Lifting Capacity
- High Durability
- Fast and easy operation controlled from the handle
- Low Profile
- Convenient
- Easy maneuvering and to transport
- Safety



CP85050

50 ton model, same features as CP85030 with maximum height: 18 1/2" in / 472 mm at 15 tons



AIR HYDRAULIC JACKS

CP85080

HIGH LIFTING CAPACITY
HIGH DURABILITY,
SAFETY

FEATURES

- Maximum height: 22.16 in. / 563 mm
- Air powered piston
- Includes 2 extensions for higher lifting - Stored on handle for transport
- Piston and pump
- Anti dust seals
- Ideal for easily accessing lifting points on low chassis trucks and buses
- Convenient joystick controls
- Cylinder mounted carrying handle
- 4 ¼ ft./ 1.3 m / long handle bar (1 piece handle) allows easy access to controls when fully positioned under vehicle
- Handle bar locks in 3 positions: 45°, 90° & 180°
- Large & soft rubber wheels

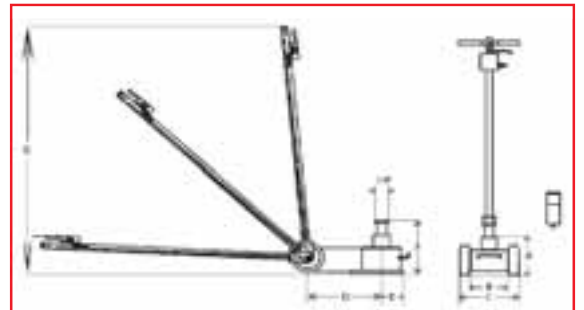
BENEFITS

- High Lifting Capacity
- High Durability
- Fast and easy operation controlled from the handle
- Low Profile
- Convenient
- Easy maneuvering and to transport
- Safety



CP85100

100 ton model, same features as CP85030 with maximum height: 24 in / 610 mm at 33 tons



See accessories on page 126

MODEL	PART NUMBER	CAPACITY		WEIGHT		DIMENSIONS																	
		tons	short tons	kg	lbs	A		B		C		D		D+E		E		F		G		P	
						mm	in.	mm	in.	mm	in.	mm	in.	mm	in.	mm	in.	mm	in.	mm	in.	mm	in.
CP85030	894 108 5030	30 / 15	33	38	84	150	5.9	176	6.9	290	11.5	240	9.5	326	12.8	86	3.4	223/289	8.8/11.4	1365	53.6	71	2.8
CP85050	894 108 5050	50/25/15	55	60	132	160	6.3	200	7.9	282	11.2	470	18.6	555	21.8	85	3.4	222/283/352	8.7/11.1/13.9	1430	56.2	71	2.8
CP85080	894 108 5080	80/50	88	103	227	230	9.1	254	10.0	340	13.5	415	16.4	520	20.4	105	4.2	341/443	13.4/17.4	1610	63.3	82	3.2
CP85100	894 108 5100	100/60/33	110	105	232	215	8.5	209	10.8	341	13.5	723	28.6	860	33.7	137	5.5	313/403/490	12.3/15.8/19.3	1600	62.9	70	2.8



WORKSHOP PRESSES



High Durability Workshop Presses

The CP press range includes 4 models for workshop operations on light and heavy vehicles. The two step stroke system provides high precision. The large gauge (in short and metric tons) eases the control of the pressure and the sturdy steel frame guarantes high durability.

FLEXIBLE

Left/right moveable cylinder

CONVENIENT


Delivered with 2 V blocks

PRACTICAL

Eight position workbench

EFFICIENT

Easy-to-reach foot pedal for quick descent of the cylinder





CONVENIENT
Winch with four easily removable steel locking pins are used to adjust and secure bench height



VERSATILE
Delivered with a quick chuck and 8 punches (included with CP86300 & CP86500)



EASY CONTROL
Large gauge measures both short and metric tons



PRECISE 2-STEP STROKE SYSTEM
Closed: Full stroke for quick approach.
Open: Small stroke for fine tuning of the load

Workshop Presses



CP86150

WORKSHOP PRESSES

COMPACT BENCH PRESS

FEATURES

- 2 step stroke system -> Closed: Full stroke for quick approach. Open: Small stroke for fine tuning of the load
- Large gauge measuring short and metric tons
- Delivered with 2 V blocks
- This product is not marketed yet in North America and Australia.

BENEFITS

- Precision
- Easy control
- Stable

CP86151
Same features as CP86150 for NA markets

CP86200 / CP86201
Same features as CP86150 with 20 ton capacity

CP86300 / CP86301
Same features as CP86150 with 30 ton capacity

CP86500 / CP86501
Same features as CP86150 with 50 ton capacity



CP86750

WORKSHOP PRESSES

DURABLE, HIGH CAPACITY PRESS & PNEUMATIC PUMP DRIVEN

FEATURES

- Pneumatic pump driven by foot
- 2 step stroke system -> Closed: Full stroke for quick approach. Open: Small stroke for fine tuning of the load
- Large gauge measuring short and metric tons
- Delivered with 2 V blocks
- Delivered with a quick chuck and 8 punches
- This product is not marketed yet in North America

BENEFITS

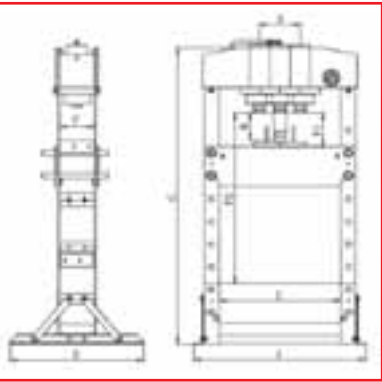
- Fast & Easy Work
- Precision
- Easy control
- Stable
- CE & ASME certified

CP86751
Same features as CP86750 for NA markets

CP86100 / CP86101
Same features as CP86750 with 100 ton capacity

PROTECTION CAGE

Included with the press for North American markets only. Can also be ordered as optional accessory in the rest of the world - see page 126



See accessories on page 126

MODEL	PART NUMBER	CAPACITY				WEIGHT				DIMENSIONS																	
		tons		kg		mm		in.		A		B		C		E		F		F1		F2		R		M	
		short	long							mm	in.	mm	in.	mm	in.	mm	in.	mm	in.	mm	in.	mm	in.	mm	in.	mm	in.
CP86150	894 108 6150	15	16.5	76	166	700	28	540	21	882	35	500	19.7	120	4.7	157	6.2	457	18	160	6.3						
CP86200	894 108 6200	20	22.1	105	232	740	29	700	28	1772	70	510	20.1	132	5.2	185	7.3	1175	46.3	186	7.3						
CP86300	894 108 6300	30	33.1	167	368	795	31	700	28	1772	70	535	21.1	140	5.5	151	5.9	1031	40.6	160	6.3	200	7.9				
CP86500	894 108 6500	50	55.1	298	657	1030	41	800	32	1830	72	730	28.7	207	8.1	68	2.7	1048	41.3	200	7.9	245	9.6				
CP86750	894 108 6750	75	82.7	498	1098	1140	45	800	32	1840	72	800	31.5	245	9.6	170	6.8	884	34.8	250	9.9	260	10.2				
CP86100	894 108 6100	100	110.2	766	1689	1200	47	900	35	1830	72	787	30.9	300	11.7	114	4.5	814	32.1	300	11.9	235	9.2				

For NA markets only

CP86151	894 108 6151	15	16.5	76	166	700	28	540	21	882	35	500	19.7	120	4.7	157	6.2	457	18	160	6.3						
CP86201	894 108 6201	20	22.1	105	232	740	29	700	28	1772	70	510	20.1	132	5.2	185	7.3	1175	46.3	186	7.3						
CP86301	894 108 6301	30	33.1	167	368	795	31	700	28	1772	70	535	21.1	140	5.5	151	5.9	1031	40.6	160	6.3	200	7.9				
CP86501	894 108 6501	50	55.1	298	657	1030	41	800	32	1830	72	730	28.7	207	8.1	68	2.7	1048	41.3	200	7.9	245	9.6				
CP86751	894 108 6751	75	82.7	498	1098	1140	45	800	32	1840	72	800	31.5	245	9.6	170	6.8	884	34.8	250	9.9	260	10.2				
CP86101	894 108 6101	100	110.2	766	1689	1200	47	900	35	1830	72	787	30.9	300	11.7	114	4.5	814	32.1	300	11.9	235	9.2				

WORKSHOP CRANES

NEW



Workshop cranes

The CP workshop crane is ideal for servicing passenger vehicles, SUV and pick-up trucks. It's equipped with a hoist arm with 3 extension positions and pin locking mechanism for high access up to 53.1 in / 1350 mm @ 500 Kg



CP83100

1 ton workshop crane

Workshop Cranes

CP83100-1T

BENEFITS

- High access up to 53.1 in / 1350 mm @ 500 Kg
- High maneuverability
- Easy to use by only one operator
- Convenient
- Fast operation
- High stability
- Access to low clearance car
- Easy to storage

FEATURES

- Double action pump system
- 200 ° Swiveling pump
- Safety release valve
- Ultralow profile legs (90mm)
- Foldable leg with safety pin and extra storage wheels
- Large handle and swiveling nylon wheels
- 3 arm position

HIGH ACCESS UP to 53.1 in / 1350 mm @ 500 Kg:

- Hoist arm with 3 extension positions and pin locking mechanism

HIGH MANEUVRABILITY

- Handle at the back to easily move about

EASY TO USE BY ONLY ONE OPERATOR:

- Swivel pump handle position
- Release valve at the bottom of the cylinder



EASY TO STORAGE:

- Foldable and compact with 2 wheels for moving the crane once folded



CONVENIENT

- Turnable hook with safety clip

FAST OPERATION

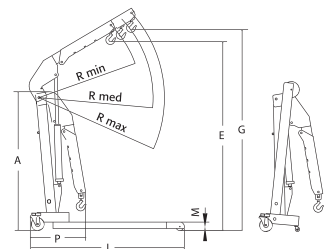
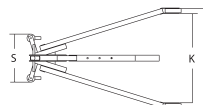
- Double pump system

HIGH STABILITY

- V shaped legs

ACCESS TO LOW CLEARANCE CAR

- Low profile nylon wheels with very low frame – 3.54 in - 90 mm



MODEL	PART NUMBER	CAPACITY			WEIGHT		DIMENSIONS											
		P1/kg	P2/kg	P3/kg	kg	lbs	A	E	G	J	K	L	M	P	S	R min.	R med.	R max.
CP83100	894 108 3100	1000	750	500	98.5	217.15	1560	2120	2240	1525	790	981	90	480	460	1100	1225	1350



WHEEL DOLLIES



Versatile Wheel Dollies for Heavy Vehicles

CP wheel dollies are a sturdy and, handy assembly aid for trucks, busses and tractors.

EASY TO OPERATE

Equipped with rollers for easy alignment of wheels in front of the vehicle's stud bolts or brake disk holes

Stop rollers for easy positioning of the wheel into the frame

VERSATILE

Adjustable arms for various wheel sizes
(width 11.4" - 24.4" / 29 - 62 cm)



Wheel Dollies



CP84010

WHEEL DOLLIES

EASY-TO-USE SINGLE WHEEL DOLLY

FEATURES

- Adjustable arms
- Sturdy & handy assembly aid for various types of wheels (trucks, vans and cars)
- Equipped with rollers for easy positioning
- Stop rollers on the rear side that avoid pushing the wheel onto the frame
- Ergonomic handle with rounded & soft safety grip

BENEFITS

- Versatile
- Easy to operate
- This product is not marketed yet in North America and Australia.



CP87700

WHEEL DOLLIES

RELIABLE, ROBUST, FAST LIFTING

FEATURES

- Adjustable and sliding arms to wheel diameter from 21.4 – 50.5 In. / 545 to 1280 mm
- 2 ball bearing rollers for twin wheel trucks
- Chain attachment for safe balance during removal and transport
- Sturdy metal frame
- Cylinder position provides clear access to operating area through the open frame
- 2 swivel front wheels and 2 fixed rear wheels
- Double action hydraulic piston by effortless foot pedal or by handle

BENEFITS

- Easy to operate & high capacity
- Full access to wheel bolts
- Easy Rotation and Positioning
- Reliable
- High maneuverability
- Easy and Fast Lifting
- CE & ASME certified



CP87120

WHEEL DOLLIES

RELIABLE, ROBUST, FAST LIFTING

FEATURES

- 2 handles for easy manipulation and wheel positioning – handle can be placed in 3 different positions
- Height adjustment
- Adjustable width from 39.4 – 78.7 In. / 1000 to 2200 mm with double action hydraulic pump
- Pedal to load/unload wheels
- 4 large swivel wheels with brake
- Fast turnable wheel attachment to keep wheels safely balanced
- 8 holes keep different strokes stable – with a pin - once set up
- 2 x 4 large rollers to ease the handling of tires with deep treads
- Angle of the rollers automatically adjusts
- Convenient for outside workshop applications: easy and quick disassembly

BENEFITS

- Easy to operate
- Reliable
- Adjustable
- High maneuverability
- Easy and Fast Adjustment
- CE & ASME certified

MODEL	PART NUMBER	CAPACITY		MAX. FORK WIDTH		WEIGHT		WEIGHT		LENGTH		MIN HEIGHT		MAX HEIGHT	
		kg	lbs	mm	in.	kg	lbs	kg	lbs	mm	in.	mm	in.	mm	in.
CP84010	894 108 4010	250	550	305	12.01	31.5	14.3	31.5	14.3	330	13	970	38.2	1005	39.6
CP87700	894 108 7700	700	1540	685	27	253.3	115	253.3	115	88	3,5	905	35.6	1430	56.3
CP87120	894 108 7120	1200	2640	1510	59.5	286.4	130	286.4	130	100	3,9	1360	53.5	2110	83.1



TORQUE WRENCHES



Durable and Accurate Torque Wrenches

Many facets of both automotive and heavy truck repair, in addition to numerous industrial maintenance applications, require repetitive accurate torquing for safety and proper equipment operation.

The CP89 Series of torque wrenches offer precision torquing for up to 25,000 cycles and are designed to provide high durability.

COMPACT

For work in restricted areas



ROBUST

54 tooth fixed pear head ratchet with quick socket release

EASY & PRECISE ADJUSTMENT

- Torque adjustment with manual locking in front of the handle
- Fine scale graduation

DURABLE

Reliability of the mechanism for up to 25000 cycles

COMFORT

Aluminum handle resistant to common chemicals in workshops

Torque Wrenches



CP8905

TORQUE WRENCH

ACCURACY, LONG-LASTING ACCURACY AND DURABILITY

FEATURES

- Scale in ft-lbs and Nm
- Torque adjustment with manual locking in front of the handle
- Fine scale graduation
- Sensitive & sound signals when reaches the torque
- Provided with ISO 6789 calibration certificate
- Provided in a protective blow molded case
- Numbered wrenches

BENEFITS

- Accuracy: 4% according to the EN ISO 6789:2003 specifications
- Long-lasting accuracy up to 25000 cycles
- Durable: Reliability of the mechanism up to 25000 cycles
- Robust: 54 teeth fixed pear head ratchet with quick socket release
- Comfort: Black aluminum handle resistant to common chemicals in workshops
- Compact: To work in restricted areas

CP8910

Same features as CP8905 with 3/8" square drive - see table below for torque capacities



CP8915

TORQUE WRENCH

ACCURACY, LONG-LASTING ACCURACY AND DURABILITY

FEATURES

- Scale in ft-lbs and Nm
- Torque adjustment with manual locking in front of the handle
- Fine scale graduation
- Sensitive & sound signals when reaches the torque
- Provided with ISO 6789 calibration certificate
- Provided in a protective blow molded case
- Numbered wrenches

BENEFITS

- Accuracy: 4% according to the EN ISO 6789:2003 specifications
- Long-lasting accuracy up to 25000 cycles
- Durable: Reliability of the mechanism up to 25000 cycles
- Robust: 54 teeth fixed pear head ratchet with quick socket release
- Comfort: Black aluminum handle resistant to common chemicals in workshops
- Compact: To work in restricted areas

CP8917

Same features as CP8915 see table below for torque capacities



CP8920

TORQUE WRENCH

ACCURACY, LONG-LASTING ACCURACY AND DURABILITY

FEATURES

- Scale in ft-lbs and Nm
- Torque adjustment with manual locking in front of the handle
- Fine scale graduation
- Sensitive & sound signals when reaches the torque
- Provided with ISO 6789 calibration certificate
- Provided in a protective blow molded case
- Numbered wrenches

BENEFITS

- Accuracy: 4% according to the EN ISO 6789:2003 specifications
- Long-lasting accuracy up to 25000 cycles
- Durable: Reliability of the mechanism up to 25000 cycles
- Robust: 54 teeth fixed pear head ratchet with quick socket release
- Comfort: Black aluminum handle resistant to common chemicals in workshops
- Compact: To work in restricted areas

CP8925

Same features as CP8920 with 1" square drive - see table below for torque capacities

MODEL	PART NUMBER	SQUARE DRIVE	CAPACITY		GRADUATION		LENGTH	WEIGHT
			Nm	ft.lbs	Nm	ft.lbs		
TORQUE WRENCHES IN FOOT-POUNDS + NEWTON METERS graduation on the back side								
CP8905	894 108 9055	1/4	5 – 25	50 – 250 in-lbs.	1	1	9.64	2.82
CP8910	894 108 9105	3/8	15 – 75	15 – 75	0.5	0.5	16.14	3.3
CP8915	894 108 9155	1/2	30 – 150	30 – 150	1	1	20.47	4.45
CP8917	894 108 9170	1/2	60 – 340	60 – 340	2	2	24	3,88
CP8920	894 108 9205	3/4	100 – 550	100 – 550	5	5	12.87	35.71
CP8925	894 108 9255	1	150 – 750	150 – 750	5	5	15.07	42,27
TORQUE WRENCHES IN NEWTON METERS								
CP8905	894 108 9050	1/4	5 – 25	50 – 250 in-lbs.	0.1	0.1	245	1.28
CP8910	894 108 9100	3/8	20 – 100	20 – 100	0.5	0.5	410	1.5
CP8915	894 108 9150	1/2	40 – 200	40 – 200	1	1	495	1,57
CP8917	894 108 9175	1/2	50 – 250	50 – 250	2	2	610	1,76
CP8920	894 108 9200	3/4	150 – 750	150 – 750	5	5	1060	16,2
CP8925	894 108 9250	1	200 – 1000	200 – 1000	5	5	1255	19,1

WORK LIGHT



Powerful Work Light

HIGH LIGHTING POWER:
30 LED's, 2250 Lux @ 50 cm, 55 Lumens

CP8006

RECHARGEABLE

Li-ion battery

QUICK CHARGING

3.5 hours

LONG WORKING TIME

6 hours (full power)

WATERPROOF

IP65 grade



ACCESSORIES INCLUDED

- Car plug (DC 12V)
- Plug (AC100-240V 50/60Hz in EU, UK, US or AUS versions)



CONVENIENT

- 120° adjustable and magnetic base
- 360° swivel hook
- Led charging indicator

LIGHTING OPTIONS

- Half light
- Full light
- Flashing
- Off

COMFORTABLE & DURABLE

TPR housing

MODEL	LUX @ 50 CM	LUMENS	LENGTH		WIDTH		DEPTH		SAFETY	CHARGER INPUT	WEIGHT	
			mm	in.	mm	in.	mm	in.			g	lb
CP8006	2250	55	265	10.4	67	2.6	47	1.8	IP65	AC 100 – 240 V – 50/60 Hz & DC 12 V	37	0.8
CP8006	2250	55	265	10.4	67	2.6	47	1.8	IP65	AC 100 – 240 V – 50/60 Hz & DC 12 V	37	0.8
CP8006	2250	55	265	10.4	67	2.6	47	1.8	IP65	AC 100 – 240 V – 50/60 Hz & DC 12 V	37	0.8
CP8006	2250	55	265	10.4	67	2.6	47	1.8	IP65	AC 100 – 240 V – 50/60 Hz & DC 12 V	37	0.8



JUMP STARTERS



Extremely High Starting

9000 A PEAK (500 FARAD MODEL)
HIGH QUALITY: 5 YEAR WARRANTY, LIFETIME OF CAPACITOR 1 MILLION CYCLES

CP90250 & CP90500

HIGH DURABILITY

- Batteryless with 1 Million cycles life time;
- 5 years warranty

5 YEAR WARRANTY

DOUBLE POLARITY PROTECTION

- Buzzer to prevent polarity inversion and fuse to protect booster and car.

FAST CHARGING

- 30 seconds on running engine;
- 6 hour with DC adaptor included (1).

HIGH QUALITY

- Large copper clamps and 50 mm² / 0.48 in² cables (500 Farads model).



EASY TRANSPORTATION

- Lightweight and comfortable large handle.

EASY TO USE

- Easy reading capacitor charge information with LED light.

CONVENIENT

- Cable reel plus clamp holder for better storage;
- 43.6 in. / 110 cm length cable for better access.

VERSATILE

- All type of engines powered by 12V.

ULTRACAPACITOR TECHNOLOGY

Car starters demand high power to run engines. A 2L diesel engine demands around 700A. Chicago Pneumatic capacitor can deliver 8000A.

MODEL	PART NUMBER	CAPACITY		SHORT CIRCUIT CURRENT AP	STARTING CURRENT A	POLARITY INVERSION ALARM	PROTECTION FUSE	CHARGE ON		CABLE LENGTH		CABLE SECTION		WEIGHT		LENGTH	
		Farad	Ah					Sector	Engine	m	ft	mm ²	in. ²	kg	lb	mm	in
CP90250	894 109 0250	250		8000	1300	yes	yes	yes	yes	1.1	3.6	50	2	8.8	19.4	370	14.6
CP90500	894 109 0500	500		9000	1800	yes	yes	yes	yes	1.1	3.6	50	2	9.7	21.4	370	14.6



ACCESSORIES

TROLLEY JACKS



PADS

FOR MODEL	DESCRIPTION	PART
CP80015 & CP80020	Saddle	895 031 1503
CP80015 & CP80020	Rubber pad set	895 031 0421
CP80030	Saddle kit	895 031 1852

METAL WHEELS

FOR MODEL	DESCRIPTION	PART
CP80020 & CP80021	Front wheel kit	894 017 3311
CP80020 & CP80021	Back wheel kit	894 017 3313
CP80030 & CP80031	Front wheel kit	894 017 3312
CP80030 & CP80031	Back wheel kit	894 017 3314

BALLOON JACKS



EXTENSIONS

FOR MODEL	DESCRIPTION	PART NUMBER
CP88221 & CP88222	Extension 3.15"/80mm	895 031 2038
CP88232	Extension 2.36"/60mm mm	895 031 2081

AIR HYDRAULIC JACKS



EXTENSIONS

FOR MODEL	DIMENSIONS		PART NUMBER
	HEIGHT		
	mm	in	
CP85030 & CP85050	1.77	45	894 017 4093
CP85030 & CP85050	2.95	75	894 017 4105
CP85080 & CP85100	1.7	45	894 017 4271
CP85080 & CP85100	2.95	75	894 017 4272

PRESSES



PRESS PUNCHES

DESCRIPTION	PART NUMBER
Press punch Ø 0.39"/10mm)	895 500 0048
Press punch Ø 0.47"/12mm)	895 500 0047
Press punch Ø 0.63"/16mm)	895 500 0042
Press punch Ø 0.71"/18mm)	895 500 0041
Press punch Ø 0.79"/20mm)	895 500 0043
Press punch Ø 0.87"/22mm)	895 500 0044
Press punch Ø 1"/25mm)	895 500 0045
Press punch Ø 1.18"/30mm)	895 500 0046
Plate	895 500 0049
Quick exchange chuck	895 500 0039
Frame body	895 500 0040

DESCRIPTION	PART NUMBER
Set of press punches	895 500 0050

PROTECTION CAGE

FOR MODEL	PART NUMBER
CP86100	894 017 3459
CP86151	894 017 3207
CP86201	894 017 3208
CP86301	894 017 3209
CP86501	894 017 3210
CP86750	894 017 3458



AIR LINE NETWORK



Chicago Pneumatic Air Preparation Units

Designed for maximum tool performance



Chicago Pneumatic

Offers a wider range of couplings to create the best possible solution together with Power Tools.

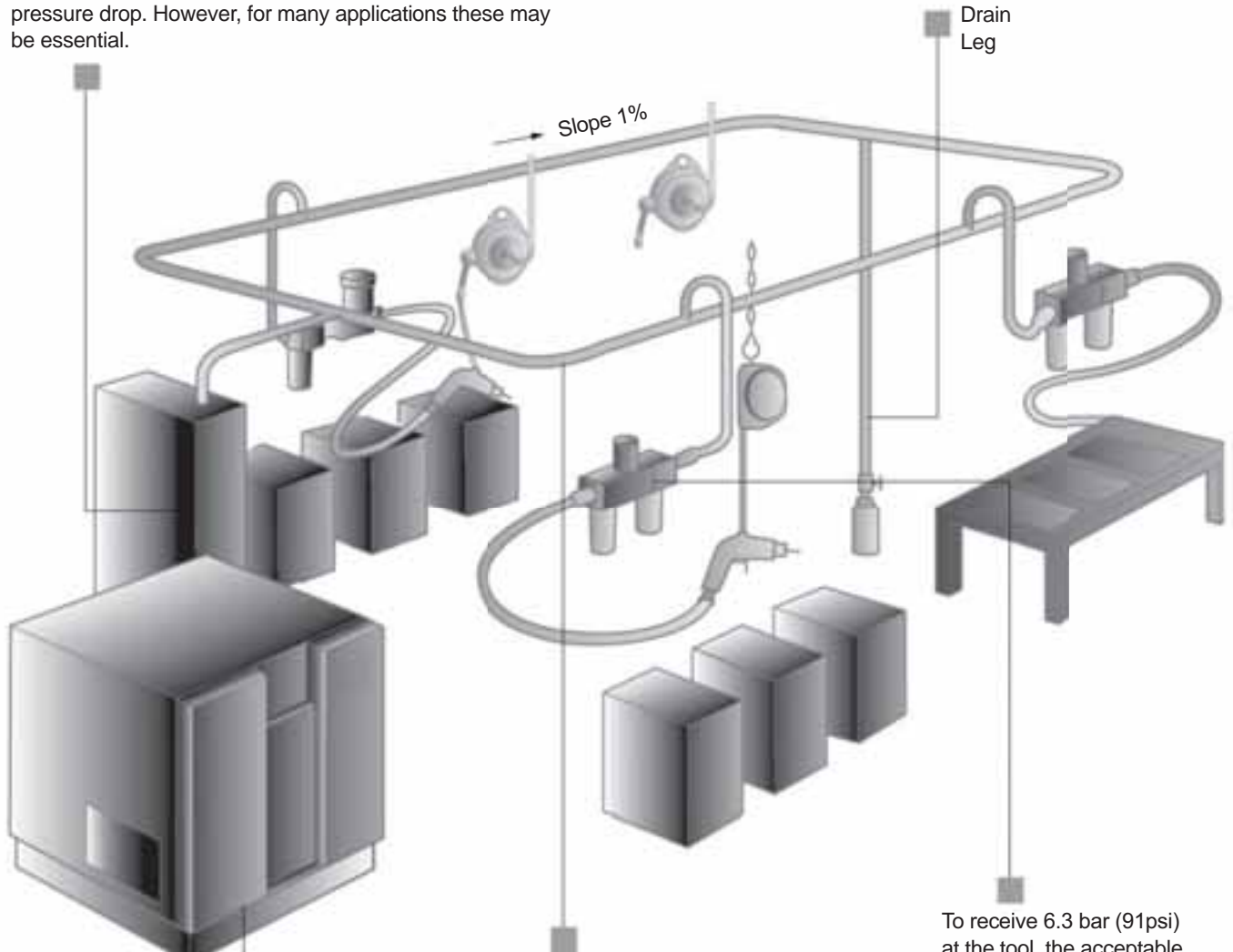


AIR LINE NETWORK

Chicago Pneumatic Air Preparation Units and Air Line accessories are designed to help you get maximum performance from your tools. They ensure minimal pressure drop and thus minimum energy loss in the air distribution system, benefiting the environment and cutting operating costs.

The lifetime of your tools will be extended by using air preparation units which can also lower repair costs and decrease downtime. A correct air installation guarantees productivity and return on investment..

Air dryers and filters can cause a 0.2 - 0.3 bar (3-4 psi) pressure drop. However, for many applications these may be essential.



A normal compressor can deliver up to 7.5 bar (109 psi) air line pressure, depending on start and stop settings.

A carefully designed network virtually eliminates pressure drop. We recommend a Ring Main layout which has a slope away from the input of 1%.

To receive 6.3 bar (91psi) at the tool, the acceptable maximum pressure drop from airline accessories is 0.6 bar (9 psi). A combination of high performance components and careful engineering will achieve this.



FILTERS, REGULATORS, LUBRICATORS

Why should you use a filter, regulator and lubricator ?

The use of a filter, regulator and lubricator (in that order) for pretool air preparation is strongly recommended by Chicago Pneumatic. Proper air preparation will result in improved tool performance and increased tool life. The units should be mounted as close to the tool as possible, preferably right where the tool hose is connected to the system. To realize their full value, these units should be checked on a regular assigned basis by maintenance workers or the operators themselves.

AIR FILTER

Filter separates impurities such as solid particles.

Not using filters in combination with air tools leads to shorter service life, higher maintenance costs and lower efficiency. Old air systems with cool dryers, for instance, generate a lot of rust and running tools without installing a filter could damage the tool in less than a week.

Chicago Pneumatic filters separate up to 98% of the water when operating within their working range. All three types (Small, Medium and Big) are very low pressure drop.

REGULATOR

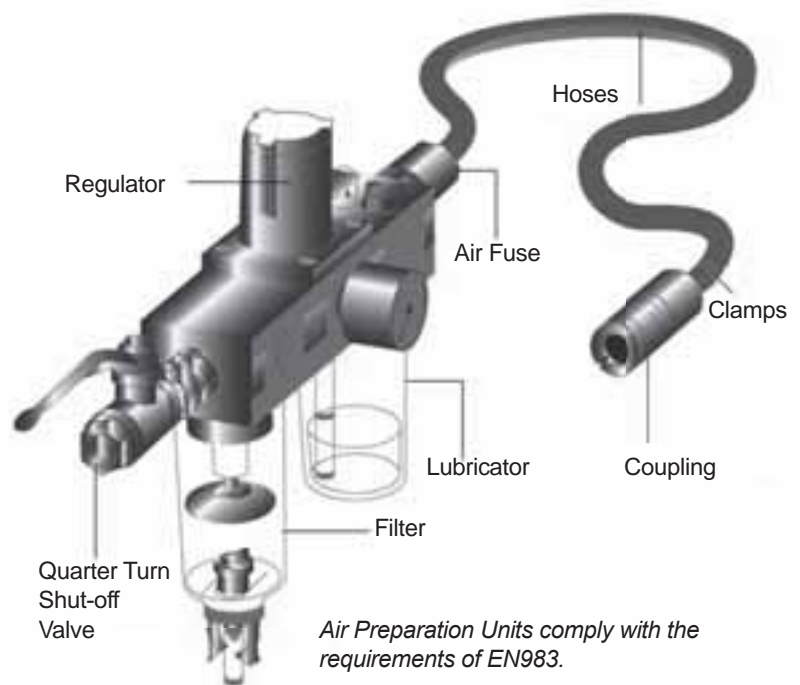
The regulator ensures that the pre-set working pressure remains constant - regardless of pressure variations in the intake air and minor variations in the airflow rate. For example, a pressure of 1 bar higher than necessary results in a 16% increase in air consumption.

Spring controlled regulators are quick acting and therefore should be used with all types of air tools.

LUBRICATORS

If lubricators are not used, tool motor vanes will need to be changed more often. The life of the vanes may decrease to as little as 1/10th of the normal working time. The oil fog lubricator is the most common type of lubricator, it supplies a mist of oil to the air hose.

DIFFERENT TYPES OF FRL	PORT SIZE IN.	AIR FLOWS AT 6 BARS L/S CFM (L/S)
Small units	1/4	Up to 19 (9)
	3/8	Up to 29.7 (14)
Medium units	1/2	Up to 78.4 (37)
Big units	1	Up to 175.9 (83)



TOOL PRESSURE	AIR CONSUMPTION
91 psi (6 bar)	100 %
101 psi (7 bar)	110 %
116 psi (8 bar)	125 %

AIR LINE NETWORK



NPT



	AIR INLET	TOOL MODEL	FRL KIT	HOSE KIT	HOSE WHIP	AIR FLEX	CLOSED HOSE REEL KIT	OPEN HOSE REEL KIT
IMPACTS								
	1/4"	1/4" CP7711	8940171944	6158112150	CA047270	8940171569	8940171990	
	3/8"	1/4" CP721/CP724H/CP7721/CP7729/CP7731/CP7727	8940171944	6158112150	CA047270	8940171569	8940171990	
	1/2"	1/4" CP7732/CP7732C/CP7736/CP7737/CP7739/CP7748/CP7749/CP7620/CP7748TL/CP726H/CP7737/CP734H/CP749/CP749-2	8940171944	6158112150	CA047270	8940171569	8940171990	
	3/4"	3/8" CP772H/CP772H-6/CP7630/CP7630-6/CP7762/CP7763/CP7763-6/CP7769/CP7769-6	8940171945	6158112410	CA049271	8940171571	8940171992	8940172000
	3/4"	1/2" CP7763D/CP7763D-6	8940171946	6158112680	6158112660	8940171567	8940171998	8940172002
	1"	3/8" CP7779/CP7773	8940171945	6158112410	CA049271	8940171571	8940171992	8940172000
	1"	1/2" CP7776/CP7776-6/CP7782/CP7782-6/CP7782-SP6/CP7783-6/CP7773D/CP7773D-6/CP7783/CP5000/CP797/CP7778	8940171946	6158112680	6158112660	8940171567	8940171998	8940172002
BLUETORK								
	1"	3/8" All CP76xx series	8940171945	6158112410	CA049271	8940171571	8940171992	8940172000
RATCHETS								
	1/4"	1/4" CP9426/CP824/CP825/CP826	8940171944	6158112150	CA047270	8940171569	8940171990	
	3/8"	1/4" CP9427/CP824T/CP825T/CP826T/CP7830Q/CP7829/CP886/CP828	8940171944	6158112150	CA047270	8940171569	8940171990	
	1/2"	1/4" CP7830HQ/CP7829H/CP886H/CP828H	8940171944	6158112150	CA047270	8940171569	8940171990	
SCREWDRIVERS								
	Impact	1/4" CP2136/CP2141/CP2036/CP2037/CP2042	8940171944	6158112150	CA047270	8940171569	8940171990	
	DD & Positive	1/4" CP2780/CP2755/CP780/CP781/CP782/CP783	8940171944	6158112150	CA047270	8940171569	8940171990	
GRINDERS								
	High speed die grinders	1/4" CP9104Q	8940171944	6158112150	CA047270	8940171569	8940171990	
	Compact die grinders	1/4" CP875/CP876/CP91 series/CP860/CP872	8940171944	6158112150	CA047270	8940171569	8940171990	
	Angle compact grinders	1/4" CP7500D/CP91 series/CP854	8940171944	6158112150	CA047270	8940171569	8940171990	
	Composite angle grinders	1/4" CP 75 series	8940171944	6158112150	CA047270	8940171569	8940171990	
	Angle grinders	3/8" CP9123/CP857	8940171945	6158112410	CA049271	8940171571	8940171992	8940172000
SANDERS								
	Pistol	1/4" CP9778 / CP72 series	8940171944	6158112150	CA047270	8940171569	8940171990	
	Angle	1/4" CP 72series	8940171944	6158112150	CA047270	8940171569	8940171990	
	Orbital / jitterbug	1/4" CP72 series / CP35 series	8940171944	6158112150	CA047270	8940171569	8940171990	
	Belt sanders	1/4" CP858/CP9779/CP9780	8940171944	6158112150	CA047270	8940171569	8940171990	
HAMMERS								
	Hammers	1/4" CP7111/CP7110/CP7150/CP714/CP717	8940171944	6158112150	CA047270	8940171569	8940171990	
	Needle scalars	1/4" CP7115/CP7120/CP7125	8940171944	6158112150	CA047270	8940171569	8940171990	
DRILLS								
	Pistol	1/4" CP7300/CP785/CP789	8940171944	6158112150	CA047270	8940171569	8940171990	
	Straight	1/4" CP887	8940171944	6158112150	CA047270	8940171569	8940171990	
	Angle	1/4" CP879	8940171944	6158112150	CA047270	8940171569	8940171990	
	Pistol	1/4" CP9285/CP9286/CP9287/CP9288/CP9789/CP9790/CP9791/CP9792	8940171944	6158112150	CA047270	8940171569	8940171990	
SPECIALTY TOOLS								
	Saw	1/4" CP7900/CP7901/CP881	8940171944	6158112150	CA047270	8940171569	8940171990	
	Tire buffer	1/4" CP871/CP873	8940171944	6158112150	CA047270	8940171569	8940171990	
	cutter/nibbler	1/4" CP874/CP9116/CP835/CP9882/CP861	8940171944	6158112150	CA047270	8940171569	8940171990	
	Others	1/4" CP9705/CP710/CP9885/CP9710/CP9882/CP9883/CP9884/CP785	8940171944	6158112150	CA047270	8940171569	8940171990	





BSP



	AIR INLET	TOOL MODEL	FRL KIT	HOSE KIT	HOSE WHIP	AIR FLEX	CLOSED HOSE REEL KIT	OPEN HOSE REEL KIT
IMPACTS								
	1/4"	1/4" CP7711	8940171927	6158046290	6158111920	8940171568	8940171991	
	3/8"	1/4" CP721/CP724H/CP7721/CP7729/CP7731/CP7727	8940171927	6158046290	6158111920	8940171568	8940171991	
	1/2"	1/4" CP7732/CP7732C/CP7736/CP7737/CP7739/CP7748/CP7749/CP7620/CP7748TL/CP726H/CP7737/CP734H/CP749/CP749-2	8940171927	6158046290	6158111920	8940171568	8940171991	
	3/4"	3/8" CP772H/CP772H-6/CP7630/CP7630-6/CP7762/CP7763/CP7763-6/CP7769/CP7769-6	8940171928	6158112390	6158112640	8940171570	8940171993	8940172001
	3/4"	1/2" CP7763D/CP7763D-6	8940171929	6158112670	6158112650	8940171566	8940171999	8940172003
	1"	3/8" CP7779/CP7773	8940171928	6158112390	6158112640	8940171570	8940171993	8940172001
	1"	1/2" CP7776/CP7776-6/CP7782/ CP7782-6/CP7782-SP6/CP7783-6/CP7773D/CP7773D-6/CP7783/CP5000/CP797/CP7778	8940171929	6158112670	6158112650	8940171566	8940171999	8940172003
BLUETORK								
	1"	3/8" All CP76xx series	8940171928	6158112390	6158112640	8940171570	8940171993	8940172001
RATCHETS								
	1/4"	1/4" CP9426/CP824/CP825/CP826	8940171927	6158046290	6158111920	8940171568	8940171991	
	3/8"	1/4" CP9427/CP824T/CP825T/CP826T/CP7830Q/CP7829/CP886/CP828	8940171927	6158046290	6158111920	8940171568	8940171991	
	1/2"	1/4" CP7830HQ/CP7829H/CP886H/CP828H	8940171927	6158046290	6158111920	8940171568	8940171991	
SCREWDRIVERS								
	Impact	1/4" CP2136/CP2141/CP2036/CP2037/CP2042	8940171927	6158046290	6158111920	8940171568	8940171991	
	DD & Positive	1/4" CP2780/CP2755/CP780/CP781/CP782/CP783	8940171927	6158046290	6158111920	8940171568	8940171991	
GRINDERS								
	High speed die grinders	1/4" CP9104Q	8940171927	6158046290	6158111920	8940171568	8940171991	
	Compact die grinders	1/4" CP875/CP876/CP91 series/CP860/CP872	8940171927	6158046290	6158111920	8940171568	8940171991	
	Angle compact grinders	1/4" CP7500D/CP91 series/CP854	8940171927	6158046290	6158111920	8940171568	8940171991	
	Composite angle grinders	1/4" CP 75 series	8940171927	6158046290	6158111920	8940171568	8940171991	
	Angle grinders	3/8" CP9123/CP857	8940171928	6158112390	6158112640	8940171570	8940171993	8940172001
SANDERS								
	Pistol	1/4" CP9778 / CP72 series	8940171927	6158046290	6158111920	8940171568	8940171991	
	Angle	1/4" CP 72series	8940171927	6158046290	6158111920	8940171568	8940171991	
	Orbital / jitterbug	1/4" CP72 series / CP35 series	8940171927	6158046290	6158111920	8940171568	8940171991	
	Belt sanders	1/4" CP858/CP9779/CP9780	8940171927	6158046290	6158111920	8940171568	8940171991	
HAMMERS								
	Hammers	1/4" CP7111/CP7110/CP7150/CP714/CP717	8940171927	6158046290	6158111920	8940171568	8940171991	
	Needle scalars	1/4" CP7115/CP7120/CP7125	8940171927	6158046290	6158111920	8940171568	8940171991	
DRILLS								
	Pistol	1/4" CP7300/CP785/CP789	8940171927	6158046290	6158111920	8940171568	8940171991	
	Straight	1/4" CP887	8940171927	6158046290	6158111920	8940171568	8940171991	
	Angle	1/4" CP879	8940171927	6158046290	6158111920	8940171568	8940171991	
	Pistol	1/4" CP9285/CP9286/CP9287/CP9288/CP9789/CP9790/CP9791/CP9792	8940171927	6158046290	6158111920	8940171568	8940171991	
SPECIALTY TOOLS								
	Saw	1/4" CP7900/CP7901/CP881	8940171927	6158046290	6158111920	8940171568	8940171991	
	Tire buffer	1/4" CP871/CP873	8940171927	6158046290	6158111920	8940171568	8940171991	
	cutter/nibbler	1/4" CP874/CP9116/CP835/CP9882/CP861	8940171927	6158046290	6158111920	8940171568	8940171991	
	Others	1/4" CP9705/CP710/CP9885/CP9710/CP9882/CP9883/CP9884/CP785	8940171927	6158046290	6158111920	8940171568	8940171991	



AIR PREPARATION UNITS



FEATURES AND BENEFITS

- High air flow capacity: up to 220 cfm (104 l/s) to cover most of the pneumatic tool needs. Available in kits: 1/4", 1/2", 3/4", BSP or NPT, 2 or 3 stages units or individual units. Durable design including quick release bayonet metal bowls for rough working environments.
- (1) Liquid level indicator on the bowls for improved reading.
- (2) Filter with 5µm element pre-installed to optimize the air cleaning and with automatic drain valve.
- (3) Supplied with metal pressure gauge 0-10 bar (0-145 PSI) with metric and imperial scales.
- (4) 145 – 245 PSI (10-17 bar) inlet / outlet max. pressure.
- (5) Micro fog lubricator to optimize the air/oil ratio
- (6) Automatic drain valve
- (7) Manual drain



Max air flow Δ 14.5 PSI (1 bar)



ATTRIBUTES	METALLIC FRL	COMPOSITE FRL
Max air flow	50 l/s	44 l/s
Max pressure	17 bar	15 bar
Oil capacity	201 ml	125 ml
Max size	Up to 3/4 "	Up to 1/2 "
Filter element	5µm	5µm
Level indicators	✓	✗
Drain valve water	Automatic	Semi auto matic
Drain valve oil	Manual	✗
Bowls material	Metallic	Polycarbonate
Solvent resistance	✓	✗
frame for outdoor use	✓	✗
structures possible	2 Stage - 3 stage	2 Stage
Main applications	Foundries, shipyards, oil&gas, heavy machinery	Vehicle service, Small industry



FILTER-REGULATOR LUBRICATOR WITH PRESSURE GAUGE (0-150PSI - 0-10 BAR)	THREAD	MAX. AIR FLOW		MAX. PRESSURE Inlet (psi/bar)	OIL CAPACITY		PART NUMBER	
		cfm	l/s		oz	ml	NPT	BSP
METALLIC 2 STAGE	1/4 G	24	11	150/10	3.4	100	894 016 8515	894 016 8478
METALLIC 2 STAGE	1/2 G	110	50	246/17	6.8	201	894 016 8517	894 016 8480
METALLIC 2 STAGE	3/4 G	220	100	246/17	6.8	201	894 016 8519	894 016 8483
METALLIC 3 STAGE	1/4 G	24	11	150/10	3.4	100	894 016 8516	894 016 8479
METALLIC 3 STAGE	1/2 G	110	50	246/17	6.8	201	894 016 8518	894 016 8481
METALLIC 3 STAGE	3/4 G	220	100	246/17	6.8	201	894 016 8520	894 016 8484
COMPOSITE - 2 STAGE	1/4 G	74	34	213/14	4.2	125	894 017 1944	894 017 1927
COMPOSITE - 2 STAGE	3/8 G	76	35	213/14	4.2	125	894 017 1945	894 017 1928
COMPOSITE - 2 STAGE	1/2 G	96	44	213/15	4.2	125	894 017 1946	894 017 1929

Included with the units: Filter 5µm, Pressure gauge 0-150 psi - 0-10 bar, Microfog lubricator, Automatic drain valve



FILTER UNIT	THREAD	PART NUMBER	
		NPT	BSP
1 STAGE	1/4 G	894 016 9091	894 016 9090
1 STAGE	1/2 G	894 016 9099	894 016 9098
1 STAGE	3/4 G	894 016 9107	894 016 9106



LUBRICATOR UNIT	THREAD	PART NUMBER	
		NPT	BSP
1 STAGE	1/4 G	894 016 9095	894 016 9094
1 STAGE	1/2 G	894 016 9103	894 016 9102
1 STAGE	3/4 G	894 016 9111	894 016 9110



REGULATOR UNIT	THREAD	PART NUMBER	
		NPT	BSP
1 STAGE	1/4 G	894 016 9093	894 016 9092
1 STAGE	1/2 G	894 016 9101	894 016 9100
1 STAGE	3/4 G	894 016 9109	894 016 9108



FILTER-REGULATOR	THREAD	PART NUMBER	
		NPT	BSP
1 STAGE	1/4 G	894 016 9097	894 016 9096
1 STAGE	1/2 G	894 016 9105	894 016 9104
1 STAGE	3/4 G	894 016 9113	894 016 9112



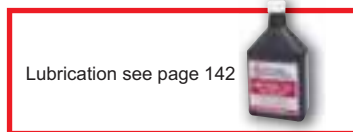
PRESSURE GAUGE	SIZE		Ø	MAX PRESSURE	PART NO.
	in.	mm			
1/8" - 0-10	1/8"G	1.57	40	150 PSI (10bar)	894 016 9178
1/8" - 0-10	1/8"NTP	1.57	40	150 PSI (10bar)	894 016 9179
1/8" - 0-10	1/8"G	1.97	50	150 PSI (10bar)	894 016 9180
1/8" - 0-10	1/8"NTP	1.97	50	150 PSI (10bar)	894 016 9181



SPRAY PAINT UNIT	PART NUMBER
Filter 0.01µM	894 017 0472



FRL PORTABLE STAND	PART NUMBER
FRL PORTABLE STAND FOR 1/2" METRIC METALLIC FRL	615 812 0450



THE FLEXIBILITY OF AIR FLEX



THE NEW CP AIR FLEX MAKES ALL RIGID HOSES FLEXIBLE AND MULTI-DIRECTIONAL.

Easy: less effort due to hose rigidity, makes work easier in hard to reach areas.


Less wear: no more premature hose wear.

Comfort and safety: no twisting, the hose remains in the ideal working position.

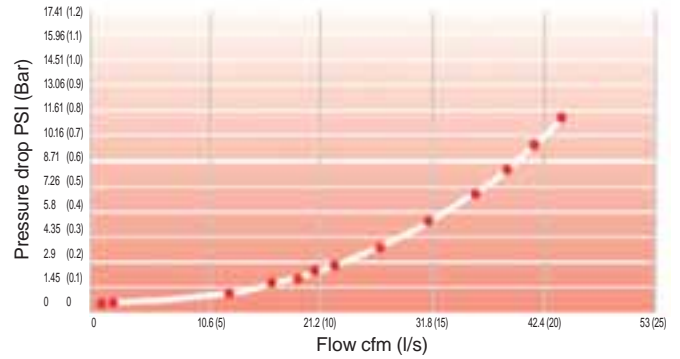
CP AIR FLEX RANGE*



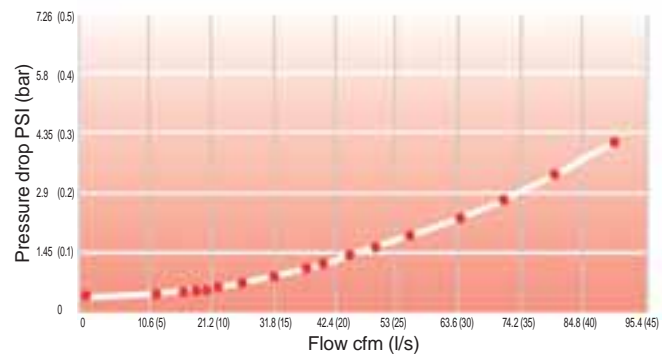
DIMENSIONS



Air Flex used at 90 degrees 1/4"



Air Flex used at 90 degrees 1/2" or 3/8"



MODEL	PART NUMBER	MAX RECOMMENDED AIR FLOW		FEMALE INLET	MALE INLET	WEIGHT		LENGTH		OUTSIDE DIAMETER	
		cfm	l/s	in.	in.	lb	g	in.	mm	in.	mm
BSP											
AIR FLEX 1/4"	894 017 1568	25	12	1/4	1/4	0,17	79	2,63	67	0,94	24,0
AIR FLEX 1/4" WITH COVER	894 017 2156	25	12	1/4	1/4	0,17	79	2,63	67	0,94	24,0
AIR FLEX 3/8"	894 017 1570	74	35	3/8	3/8	0,28	126	3,23	82	1,16	29,5
AIR FLEX 1/2"	894 017 1566	74	35	1/2	1/2	0,29	132	3,23	82	1,16	29,5
NPT											
AIR FLEX 1/4"	894 017 1569	25	12	1/4	1/4	0,17	79	2,63	67	0,94	24,0
AIR FLEX 1/4" WITH COVER	894 017 2157	25	12	1/4	1/4	0,17	79	2,63	67	0,94	24,0
AIR FLEX 3/8"	894 017 1571	74	35	3/8	3/8	0,28	126	3,23	82	1,16	29,5
AIR FLEX 3/8" WITH COVER	894 017 3701	74	35	3/8	3/8	0,28	126	3,23	82	1,16	29,5
AIR FLEX 1/2"	894 017 1567	74	35	1/2	1/2	0,29	132	3,23	82	1,16	29,5
NEW AIR FLEX 1/2" HIGH CAPACITY	894 017 5305	110	52	1/2	1/2	0,73	330	4,48	114	1,53	39

* Not recommended for percussive tools

AIR LINE NETWORK

ERGONOMIC FEATURES FOR AN OPTIMAL COMFORT



FOR OPEN HOSE REEL TYPES SEE BELOW CHART



RATCHET SPRING
Provides easy locking and retracting of hose

SWIVEL-PLATE BRACKET
Allows 180° movement for easier hose handling

MULTI DIRECTIONAL SWIVEL-INLET
Easy connection fixed pipes

MOVABLE RETAINING BALL
Allows easy adjustment of leader hose to desired length

APPLICATIONS



Light and heavy vehicle maintenance



Industrial maintenance and production



Off-road maintenance applications

CP HOSE REEL SELECTION CRITERIA

- ✓ **First Consider the application and pressure requirements.** NOTE: All our hose reel work at max working pressure 217psi (15bar)
- ✓ **Next determine the ID** (Inside diameter) requirement for the hose (TIP: Always check the hose ID recommended for each tool in the catalogue/online catalogue)
- ✓ **Then select length of the hose reel and material of hose depending on the work environment.**

IMPROVED DURABILITY



QUALITY & SAFETY TESTED
The most durable hose reel range ever offered by Chicago Pneumatic



RUBBER PROTECTION
Avoids any stress on the crimping



NEW CRIMPING SYSTEM
Maximum quality for maximum robustness



RATCHET SPRING
Outside access for quick and low cost maintenance



HIGHLY-INCREASED PARTS QUALITY
Long-lasting parts Fully repairable



DRUM SPRING
Up to 25000 cycles Superior durability

CP HOSE REELS RANGE COMPLETE

HOSE Ø: 5/16" (8 MM)

Working Pressure 217psi / 15bar - Working Temperature - 14°F+140°F / -10°C+60°C

MODEL	PART NUMBER	HOSE Ø INSIDE	HOSE Ø OUTSIDE	HOSE LENGTH	HOSE MATERIAL	INCOMING FITTING	END HOSE FITTING	HOSE REEL MATERIAL	FLUID TYPE	HOSE REEL TYPE
NPT HR8108	894 017 1990	5/16" (8 mm)	1/2" (12mm)	33ft (10m)	PU	1/4" F SWIVELLING	1/4" M FIX	PLASTIC	AIR	CLOSED
BSP HR8108	894 017 1991	5/16" (8 mm)	1/2" (12mm)	33ft (10m)	PU	1/4" F SWIVELLING	1/4" M FIX	PLASTIC	AIR	CLOSED
NPT HR8208	894 017 1994	5/16" (8 mm)	1/2" (12mm)	33ft (10m)	KPU	1/4" F SWIVELLING	1/4" M FIX	ALUMINIUM	AIR/WATER	CLOSED
BSP HR8208	894 017 1995	5/16" (8 mm)	1/2" (12mm)	33ft (10m)	KPU	1/4" F SWIVELLING	1/4" M FIX	ALUMINIUM	AIR/WATER	CLOSED

HOSE Ø: 3/8" (10 MM)

Working Pressure 217psi / 15bar - Working Temperature - 14°F+140°F / -10°C+60°C

MODEL	PART NUMBER	HOSE Ø INSIDE	HOSE Ø OUTSIDE	HOSE LENGTH	HOSE MATERIAL	INCOMING FITTING	END HOSE FITTING	HOSE REEL MATERIAL	FLUID TYPE	HOSE REEL TYPE
NPT HR8110	894 017 1992	3/8" (10mm)	9/16" (14mm)	52.5ft (16m)	PU	3/8" F SWIVELLING	3/8" M FIX	PLASTIC	AIR	CLOSED
BSP HR8110	894 017 1993	3/8" (10mm)	9/16" (14mm)	52.5ft (16m)	KPU	3/8" F SWIVELLING	3/8" M FIX	PLASTIC	AIR	CLOSED
NPT HR8210	894 017 1996	3/8" (10mm)	9/16" (14mm)	52.5ft (16m)	KPU	3/8" F SWIVELLING	3/8" M FIX	ALUMINIUM	AIR/WATER	CLOSED
BSP HR8210	894 017 1997	3/8" (10mm)	9/16" (14mm)	52.5ft (16m)	KPU	3/8" F SWIVELLING	3/8" M FIX	ALUMINIUM	AIR/WATER	CLOSED
NPT HR9110	894 017 2000	3/8" (10mm)	9/16" (14mm)	65.6ft (20m)	KPU	1/2" F 90° TURN	3/8" M FIX	STEEL STRUCTURE PLASTIC DRUM	AIR/WATER	OPEN
BSP HR9110	894 017 2001	3/8" (10mm)	9/16" (14mm)	65.6ft (20m)	KPU	1/2" F 90° TURN	3/8" M FIX	STEEL STRUCTURE PLASTIC DRUM	AIR/WATER	OPEN

HOSE Ø: 1/2" (13 MM)

Working Pressure 217psi / 15bar - Working Temperature - 14°F+140°F / -10°C+60°C

MODEL	PART NUMBER	HOSE Ø INSIDE	HOSE Ø OUTSIDE	HOSE LENGTH	HOSE MATERIAL	INCOMING FITTING	END HOSE FITTING	HOSE REEL MATERIAL	FLUID TYPE	HOSE REEL TYPE
NPT HR8113	894 017 1998	1/2" (13mm)	11/16" (17mm)	52.5ft (16m)	KPU	1/2" F SWIVELLING	1/2" M FIX	PLASTIC	AIR	CLOSED
BSP HR8113	894 017 1999	1/2" (13mm)	11/16" (17mm)	52.5ft (16m)	KPU	1/2" F SWIVELLING	1/2" M FIX	PLASTIC	AIR	CLOSED
NPT HR9113	894 017 2002	1/2" (13mm)	11/16" (17mm)	49ft (15m)	KPU	1/2" F 90° TURN	1/2" M FIX	STEEL STRUCTURE PLASTIC DRUM	AIR/WATER	OPEN
BSP HR9113	894 017 2003	1/2" (13mm)	11/16" (17mm)	49ft (15m)	KPU	1/2" F 90° TURN	1/2" M FIX	STEEL STRUCTURE PLASTIC DRUM	AIR/WATER	OPEN
BSP HR 9213	894 017 3324	1/2" (13mm)	13/16" (20.5mm)	49ft (15m)	RUBBER	1/2" F 90° TURN	1/2" M FIX	STEEL STRUCTURE PLASTIC DRUM	AIR/WATER	OPEN
NPT HR9213	894 017 3325	1/2" (13mm)	13/16" (20.5mm)	49ft (15m)	RUBBER	1/2" F 90° TURN	1/2" M FIX	STEEL STRUCTURE PLASTIC DRUM	AIR/WATER	OPEN





CHICAGO PNEUMATIC OFFERS THE HIGHEST QUALITY OF RUBBER AND POLYURETHANE HOSES IN THE INDUSTRIAL LINE TO COVER THE DIFFERENT NEEDS OF APPLICATIONS WITH POWER TOOLS

THE EFFI MAX SERIES IS DESIGNED WITH SPECIAL FEATURES SUCH AS LOW WEIGHT AND FLEXIBILITY, TO MEET THE HIGHEST ERGONOMIC DEMANDS, AS WELL AS ANTISTATIC FOR APPLICATIONS WITH ESD DEMANDS.

HOSES

HOSE RECOMMENDATIONS

DESCRIPTION	EFFI MAX	POLYURETHAN	RUBBER
Flexibility	++	++	+
Lightweight	++	++	+
Outdoor	+++	+	+++
Spark resistant	+++	-	+++
Rough environment	+++	++	+++
Antistatic	+++	-	+++
Temperature range	-40 to +194F° -40 to +90°C	-22 to +176F° -30 to +80°C	-40 to +194F° -40 to +90°C



At recommended air flow the pressure drop is 2.9 PSI / 0.2bar with a hose length of 16 ft / 5m.
Recommendation is to upgrade one size in diameter for every 32.8 ft / 10m of hose length.

EFFI SERIES

CP EFFI is a unique premium line of hoses designed with special features such as antistatic, extreme low weight, resistance and durability that will help the operator to maximize the tool productivity.

EFFI MAX HOSES

Ideal for generic grinding applications

- Extreme low weight
- Antistatic
- Rubber hose
- Soft and flexible
- Welding spatter resistant



DIMENSIONS (IDXOD)		LENGTH		MAX WORKING PRESSURE	AIR FLOW		WEIGHT PER 65.6 FT / 20M		PART NUMBER
in. ID	mm	ft	m	PSI (bar)	cfm	l/s	lb	kg	
3/8	16x22.5	9.8	3	232 (16)	91.1	43	1	0.5	615 813 2080
3/8	9.5x12.5	65.6	20	232 (16)	27.6	13	6.4	2.9	894 016 9921
1/2	13x18.6	65.6	20	232 (16)	44.5	21	8.6	3.9	615 810 9000
5/8	16x22.5	65.6	20	232 (16)	91.1	43	10.6	4.8	615 810 9010
3/4	20x26.1	65.6	20	232 (16)	159	75	11.9	5.4	615 810 9020
1/2	13x18,6	164	50	232 (16)	44.5	21	21.5	9,75	615 813 0680
5/8	16x22,5	164	50	232 (16)	91.1	43	26.5	12	615 813 0690
3/4	20x26,1	164	50	232 (16)	159	75	29.75	13.5	615 813 0700

Standard quality hose in PUR and Rubber will provide the best quality product for the price for optimized work with pneumatic tools.

RUBBER HOSES

Ideal for the most demanding tasks in construction, mining, shipyards, foundries etc.

- Durable
- Antistatic
- Grinding and welding spatter resistant



DIMENSIONS (IDXOD)		LENGTH		MAX WORKING PRESSURE	AIR FLOW		WEIGHT PER 98 FT / 30M		PART NUMBER
in. ID	mm	ft	m	PSI (bar)	cfm	l/s	lb	kg	
3/8	10x16	65.6	20	232 (16)	27.5	13	7.9	3.6	615 810 8640
1/2	12.5x19.1	65.6	20	232 (16)	44.5	21	10.4	4.7	615 810 8650
5/8	16x23	65.6	20	232 (16)	91.1	43	13.4	6.1	615 810 8660
3/4	20x26.6	65.6	20	232 (16)	159	75	17.2	7.8	615 810 8680
1	25x34	65.6	20	232 (16)	265	125	26.0	11.8	615 810 8700

POLYURETHANE HOSES

Ideal for heavy duty applications for indoor and outdoor use

- Oil resistant
- Flexible
- Long service life
- PVC free: Environment friendly



DIMENSIONS (IDXOD)		LENGTH		MAX WORKING PRESSURE	AIR FLOW		WEIGHT PER 82 FT / 25 M		PART NUMBER
in. ID	mm	ft	m	PSI (bar)	cfm	l/s	lb	kg	
1/4	6.5x10	82	25	290 (20)	8.5	4.0	2.9	1.3	615 804 6230
5/16	8x12	82	25	290 (20)	15.9	7.5	4.8	2.2	615 804 6240
3/8	9.5x13	82	25	232 (16)	27.5	13.0	5.5	2.5	615 804 6250
1/2	13x18	82	25	188 (13)	44.5	21.0	8.8	4.0	615 804 6260



HOSES

HOSE KITS



Hose kits are equipped with end thread fittings and available in short length, ready to connect and use.

DIMENSIONS (IDXOD)		MALE		LENGTH		PART NUMBER		HOSE MATERIAL
in. ID	mm	in.	ft	m	NPT	BSP		
1/4	6.5x10	1/4	26.2	8	615 811 2130	615 804 6270	PU	
5/16	8x12	1/4	26.2	8	615 811 2140	615 804 6280	PU	
3/8	10x13	1/4	26.2	8	615 811 2150	615 804 6290	PU	
3/8	10x13	3/8	26.2	8	615 811 2400	615 811 2380	PU	
1/2	13x18	1/2	26.2	8	615 811 2160	615 804 6300	PU	
1/2	13x18	3/8	26.2	8	615 811 2410	615 811 2390	PU	
5/8	16x23	1/2	26.2	8	615 811 2680	615 811 2670	Rubber	

EFFI MAX WHIPS



Always use a hose whip between the tool and the air supply hose. It provides safety and longer tool air inlet life.



HOSE DIAM.		THREAD SIZE		HOSE LENGTH		PART NUMBER	
in.	mm	in.	ft	m	NPT	BSP	
3/8	10	1/4	2.0	0.6	CA047270	615 811 1920	
1/2	13	3/8	2.0	0.6	CA049271	615 811 2640	
1/2	13	1/2	2.0	0.6	CA049270	615 811 1930	
5/8	16	1/2	2.0	0.6	615 811 2660	615 811 2650	

POLYURETHANE SPIRAL HOSE

Spiral hose are ideal for tools used at varying distances. Vertically or horizontally. Together a balancer and spiral hose configuration, it is a step forward in ergonomics. Equipped with a swivel fitting (except the 11x16), they can be easily connected directly to the tool without hose twist.

- Self retractable
- Light and flexible
- Strong and durable



DIMENSIONS (IDXOD)		MALE THREADS		WORKING LENGTH		LENGTH			PART NUMBER	
in. ID	mm	in.	ft	m	A	B	C	NPT	BSP	
					in. (mm)	in. (mm)	in. (mm)			
1/4	5x8	1/4	6.6	2	19.7 (500)	6.3 (160)	5.9 (150)		615 804 6310	
1/4	5x8	1/4	13.1	4	19.7 (500)	12.6 (320)	5.9 (150)		615 804 6320	
1/4	5x8	1/4	19.7	6	19.7 (500)	18.5 (470)	5.9 (150)		615 804 6330	
1/4	5x8	1/4	26.2	8	19.7 (500)	24.4 (620)	5.9 (150)		615 804 6340	
1/4	6.5x10	1/4	6.6	2	19.7 (500)	5.5 (140)	5.9 (150)	615 810 9670	615 804 6350	
1/4	6.5x10	1/4	13.1	4	19.7 (500)	13 (330)	5.9 (150)	615 810 9680	615 804 6360	
1/4	6.5x10	1/4	19.7	6	19.7 (500)	20.1 (510)	5.9 (150)	615 810 9690	615 804 6370	
1/4	6.5x10	1/4	26.2	8	19.7 (500)	27.6 (700)	5.9 (150)	615 810 9700	615 804 6380	
5/16	8x12	3/8	6.6	2	19.7 (500)	5.1 (130)	5.9 (150)	615 810 9710	615 804 6390	
5/16	8x12	3/8	13.1	4	19.7 (500)	11.8 (300)	5.9 (150)	615 810 9720	615 804 6400	
5/16	8x12	3/8	19.7	6	19.7 (500)	18.1 (460)	5.9 (150)	615 810 9730	615 804 6410	
5/16	8x12	3/8	26.2	8	19.7 (500)	24.8 (630)	5.9 (150)	615 810 9740	615 804 6420	
7/16	11x16	3/8	6.6	2	19.7 (500)	4.7 (120)	5.9 (150)	615 810 9750	615 804 6430	
7/16	11x16	3/8	13.1	4	19.7 (500)	10.6 (270)	5.9 (150)	615 810 9760	615 804 6440	
7/16	11x16	3/8	19.7	6	19.7 (500)	16.5 (420)	5.9 (150)	615 810 9770	615 804 6450	
7/16	11x16	3/8	26.2	8	19.7 (500)	22.4 (570)	5.9 (150)	615 810 9780	615 804 6460	



Chicago Pneumatic offers a wider range of couplings to create the best possible solution together with your Power Tools. The range consists of four types of couplings with different characteristics, all with the focus on quality, ergonomics and performance. To cover most of the global needs Chicago Pneumatic offers three types of nipple profiles, Euro-, ISO 6150B- and the Asian profile. Chicago Pneumatic's Easy Flow coupling is designed to eliminate air restriction which minimize the pressure drop. Thanks to its innovative design, EF is suited for rough environment and is easy and secure to connect and disconnect with a push and bend principle. The safety feature in EF and Safety Couplings are vented versions to minimize the risk of sudden separation of coupling and nipple.

	AIR FLOW	SAFETY FEATURE	ROUGH ENVIRONMENT	DURABILITY	ERGONOMICS
EF	+++	++	++	++	+++
Safety	++	+++	+	+	+
Quick Re-release	++	-	+	++	+++
Claw	+++	-	+++	+++	-

Max air flow capacity (Delta 7.2 psi / 0.5 bar) - Economical air flow (Delta 2.9 psi (0.2 bar)

CP FITTINGS ADAPTABILITY

NIPPLE		ISO6105B 6mm	EURO 7.6mm	EURO 10.4mm	ASIA 7.5mm
CEJN	310	X			
	320		X		
	410			X	
TEMA	1300	X			
	1600		X		
	1700			X	
ARO	23-23902	X			
RECTUS	14 - 22	X			
	25 (KA, KB, KD, KE, KL, KS)		X		
	26 (KA, KB, KE)		X		
	27			X	
PREVOST	ARM-ASC-ARC-06 ESC 07	X	X		
LEGRIS	14 - 22 25 (KA, KB, KD, KE, KL, KS)	X	X		
NITTO	Hi CUPLA200				X

EF COUPLING - EURO SERIES: EUROPE

EF COUPLING - EURO 7.6mm / Max air flow capacity 79 cfm / 37.5 l/s (Delta 7.2 psi / 0.5 bar)
Economical air flow 53 cfm - 25 l/s (Delta 2.9 psi / 0.2 bar)

NIPPLES EURO 7.6mm



MALE THREAD in.	PART NUMBER BSP
1/4	615 810 5140
3/8	615 810 5150
1/2	615 810 5160

FEMALE THREAD in.	PART NUMBER BSP
1/4	615 810 5170
3/8	615 8105 180
1/2	615 810 5190

HOSE CONNECTION mm	PART NUMBER
6	615 810 5500
8	615 810 5530
10	615 810 5540
13	615 810 5550



MALE THREAD in.	PART NUMBER	
	BSP	NPT
1/4	615 810 5880	615 810 5940
3/8	615 810 5890	615 810 5950
1/2	615 810 5900	615 810 5960

FEMALE THREAD in.	PART NUMBER BSP
1/4	615 810 5910
3/8	615 810 5920
1/2	615 810 5930

HOSE CONNECTION mm	PART NUMBER
6	615 810 6220
8	615 810 6250
10	615 810 6260
13	615 810 6270

EF COUPLING - EURO 10.4mm / Max air flow capacity 153 cfm - 72 l/s (Delta 7.2 psi / 0.5 bar)
Economical air flow 102 cfm - 48 l/s (Delta 2.9 psi / 0.2 bar)

NIPPLES EURO 10.4mm



MALE THREAD in.	PART NUMBER BSP
3/8	615 810 6390
1/2	615 810 6400
3/4	615 810 6410

FEMALE THREAD in.	PART NUMBER BSP
3/8	615 810 6420
1/2	615 810 6430
3/4	615 810 6440

HOSE CONNECTION mm	PART NUMBER
10	615 810 6510
13	615 810 6520
16	615 810 6530
19	615 810 6540



MALE THREAD in.	PART NUMBER	
	BSP	NPT
3/8	615 810 6650	615 810 6680
1/2	615 810 6660	615 810 6690
3/4	615 810 6670	615 810 6700


FEMALE THREAD in.	PART NUMBER BSP
3/8	615 810 6710
1/2	615 810 6720
3/4	615 810 6730

HOSE CONNECTION mm	PART NUMBER
10	615 810 6770
13	615 810 6780
16	615 810 6790
19	615 810 6800

COUPLINGS

EF COUPLING - ISO 6150B MIL-C4109: NORTH AMERICA, FRANCE, ITALY

EF COUPLING - ISO 6150B 6mm / Max air flow capacity 36 cfm - 16.7 l/s (Delta 7.2 psi / 0.5 bar) NIPPLES ISO 6150B 6 mm
 Economical air flow 23.3 cfm - 11 l/s (Delta 2.9 psi / 0.2 bar)



MALE THREAD in.	PART NUMBER	
	NPT	BSP
1/4	615 810 4850	615 810 4790
3/8	615 810 4860	615 810 4800
1/2	615 810 4870	615 810 4810

FEMALE THREAD in.	PART NUMBER	
	NPT	BSP
1/4	615 810 4880	615 810 4820
3/8	615 810 4890	615 810 4830

HOSE CONNECTION mm	PART NUMBER
6	615 810 5300
8	615 810 5310
10	615 810 5320
13	615 810 5330

MALE THREAD in.	PART NUMBER	
	NPT	BSP
1/4	615 810 5620	615 810 5560
3/8	615 810 5630	615 810 5570
1/2	615 810 5640	615 810 5580

FEMALE THREAD in.	PART NUMBER	
	NPT	BSP
1/4	615 810 5650	615 810 5590
3/8	615 810 5660	615 810 5600
1/2	615 810 5670	615 810 5610

HOSE CONNECTION mm	PART NUMBER
6	615 810 6040
8	615 810 6050
10	615 810 6060
13	615 810 6070

EF COUPLING - ISO 6150B 8mm / Max air flow capacity 91 cfm - 43 l/s (Delta 7.2 psi / 0.5 bar) NIPPLES ISO 6150B 8mm
 Economical air flow 57 cfm - 27 l/s (Delta 2.9 psi / 0.2 bar)

MALE THREAD in.	PART NUMBER	
	NPT	BSP
1/4	615 810 4980	615 810 4920
3/8	615 810 4990	615 810 4930
1/2	615 810 5000	615 810 4940

FEMALE THREAD in.	PART NUMBER	
	NPT	BSP
1/4	615 810 5010	615 810 4950
3/8	615 810 5020	615 810 4960
1/2	615 810 5030	615 810 4970

HOSE CONNECTION mm	PART NUMBER
8	615 810 5380
10	615 810 5390
13	615 810 5400
16	615 810 5410

MALE THREAD in.	PART NUMBER	
	NPT	BSP
1/4	615 810 5740	615 810 5680
3/8	615 810 5750	615 810 5690
1/2	615 810 5760	615 810 5700

FEMALE THREAD in.	PART NUMBER	
	NPT	BSP
1/4	615 810 5770	615 810 5710
3/8	615 810 5780	615 810 5720
1/2	615 810 5790	615 810 5730

HOSE CONNECTION mm	PART NUMBER
8	615 810 6110
10	615 810 6120
13	615 810 6130
16	615 811 1330

EF COUPLING - ISO6150B 11mm / Max air flow capacity 162 cfm - 76.5 l/s (Delta 7.2 psi / 0.5 bar) NIPPLES ISO 6150B 11mm
 Economical air flow 110 cfm - 52 l/s (Delta 2.9 psi / 0.2 bar)

MALE THREAD in.	PART NUMBER	
	NPT	BSP
3/8	615 810 5090	615 810 5050
1/2	615 810 5100	615 810 5060
3/4	615 810 6350	615 810 6340

FEMALE THREAD in.	PART NUMBER	
	NPT	BSP
3/8	615 810 5110	615 810 5070
1/2	615 810 5120	615 810 5080
3/4	615 810 6370	615 810 6360

HOSE CONNECTION mm	PART NUMBER
10	615 810 5460
13	615 810 5470
16	615 810 5480
19	615 810 5490

MALE THREAD in.	PART NUMBER	
	NPT	BSP
3/8	615 810 5840	615 810 5800
1/2	615 810 5850	615 810 5810
3/4	615 810 6920	615 810 6910

FEMALE THREAD in.	PART NUMBER	
	NPT	BSP
3/8	615 810 5860	615 810 5820
1/2	615 810 5870	615 810 5830
3/4	615 810 6940	615 810 6930

HOSE CONNECTION mm	PART NUMBER
10	615 810 6180
13	615 810 6190
16	615 810 6200
19	615 810 6210





EF COUPLING - ASIA 7.5MM: JAPAN, CHINA, INDIA

EF COUPLING - ASIA 7.5mm / Max air flow capacity 72 cfm - 34 l/s (Delta 7.2 psi / 0.5 bar) NIPPLES ASIA 7.5mm
 Economical air flow 48.7 cfm - 23 l/s (Delta 2.9 psi (0.2 bar))



MALE THREAD in.	PART NUMBER R
1/4	615 810 6560
3/8	615 810 6570
1/2	615 810 6580



FEMALE THREAD in.	PART NUMBER R
1/4	615 810 6590
3/8	615 810 6600
1/2	615 810 6610



HOSE CONNECTION mm	PART NUMBER
6	615 810 8710
8	615 810 6620
10	615 810 6630
13	615 810 6640



MALE THREAD in.	PART NUMBER R
1/4	615 810 6810
3/8	615 810 6820
1/2	615 810 6830



FEMALE THREAD in.	PART NUMBER R
1/4	615 810 6840
3/8	615 810 6850
1/2	615 810 6870



HOSE CONNECTION mm	PART NUMBER
6	615 810 6970
8	615 810 6880
10	615 810 6890
13	615 810 6900

SAFETY COUPLINGS

EURO 7.6mm / Max air flow capacity 72 cfm - 34 l/s (Delta 7.2 psi / 0.5 bar)
 Economical air flow 47 cfm - 22 l/s (Delta 2.9 psi (0.2 bar))



HOSE CONNECTION	PART NUMBER BSP
6	615 811 1660
8	615 811 1670
10	615 811 1680
12,5	615 811 1690



MALE THREAD in.	PART NUMBER BSP
1/4	615 811 1700
3/8	615 811 1710
1/2	615 811 1720



FEMALE THREAD in.	PART NUMBER BSP
1/4	615 811 1740
3/8	615 811 1750
1/2	615 811 1760

Nipples Euro
 7.6mm
 see page 137



EURO 10.4mm / Max air flow capacity 134 cfm - 62 l/s (Delta 7.2 psi / 0.5 bar)
 Economical air flow 86.2 cfm - 40.7 l/s (Delta 2.9 psi (0.2 bar))



HOSE CONNECTION	PART NUMBER BSP
10	615 811 1840
13	615 811 1850
16	615 811 1860



MALE THREAD in.	PART NUMBER BSP
1/4	615 811 1870
3/8	615 811 1880
1/2	615 811 1890



FEMALE THREAD in.	PART NUMBER BSP
1/2	615 811 1900

Nipples Euro
 10.4mm
 see page 137



CLAW COUPLINGS

Economical air flow 593 cfm - 280 l/s



MALE THREAD	PART NUMBER	
	NPT	BSP
3/8"	615 810 9070	615 810 9030
1/2"	615 810 9080	615 810 9040
3/4"	615 810 9090	615 810 9050
1"	615 810 9100	615 810 9060



FEMALE THREAD	PART NUMBER	
	NPT	BSP
3/8"	615 810 9150	615 810 9110
1/2"	615 810 9160	615 810 9120
3/4"	615 810 9170	615 810 9130
1"	615 810 9180	615 810 9140



HOSE CONNECTION	PART NUMBER	
	US Universal	DIN Standard 3489
1/4" (6.5mm)	-	615 810 9190
3/8" (10mm)	615 810 9270	615 810 9200
1/2" (13mm)	615 810 9280	615 810 9210
5/8" (16mm)	-	615 810 9220
3/4" (19mm)	615 810 9290	615 810 9230
1" (25.4mm)	615 810 9300	615 810 9240

COUPLINGS



QUICK RELEASE COUPLINGS - EURO SERIES: EUROPE

EURO 7.6mm / Max air flow capacity 72 cfm - 34 l/s (Delta 7.2 psi / 0.5 bar)


Economical air flow 40 cfm - 19 l/s (Delta 2.9 psi : 0.2 bar)

MALE THREAD in.	PART NUMBER BSP
1/4	615 811 0720
3/8	615 811 0730
1/2	615 811 0740

FEMALE THREAD in.	PART NUMBER BSP
1/4	615 811 0750
3/8	615 811 0760
1/2	615 811 0770

HOSE CONNECTION mm	PART NUMBER HOSE
6	615 811 0780
8	615 811 0790
10	615 811 0800
13	615 811 0810

Nipples Euro
7.6mm
see page 137



EURO 10.4mm / Max air flow capacity 121 cfm - 57 l/s (Delta 7.2 psi / 0.5 bar)

Economical air flow 78 cfm - 37 l/s (Delta 2.9 psi / 0.2 bar)

MALE THREAD in.	PART NUMBER BSP
3/8	615 811 0820
1/2	615 811 0830
3/4	615 811 0840

FEMALE THREAD in.	PART NUMBER BSP
3/8	615 811 0850
1/2	615 811 0860
3/4	615 811 0870

HOSE CONNECTION mm	PART NUMBER HOSE
10	615 811 0880
13	615 811 0890
16	615 811 0900
19	615 811 0910

Nipples Euro
10.4mm
see page 137



QUICK RELEASE COUPLINGS - ISO 6150B MIL-C4109: NORTH AMERICA, FRANCE, ITALY

ISO 6150B 6mm / Max air flow capacity 32 cfm - 15 l/s (Delta 7.2 psi / 0.5 bar)


Economical air flow 23.3 cfm - 11 l/s (Delta 2.9 psi / 0.2 bar)

MALE THREAD in.	PART NUMBER NPT
1/4	615 811 0420
3/8	615 811 0430
1/2	615 811 0440

FEMALE THREAD in.	PART NUMBER NPT
1/4	615 811 0450
3/8	615 811 0460
1/2	615 811 0470

HOSE CONNECTION mm	PART NUMBER
6	615 811 0480
8	615 811 0490
10	615 811 0500
13	615 811 0510

Nipples ISO 6150B
6mm
see page 138



ISO 6150B 8mm / Max air flow capacity 63 cfm -30 l/s (Delta 7.2 psi / 0.5 bar)


Economical air flow 42 cfm - 20 l/s (Delta 2.9 psi / 0.2 bar)

MALE THREAD in.	PART NUMBER NPT
1/4	615 811 0520
3/8	615 811 0530
1/2	615 811 0540

FEMALE THREAD in.	PART NUMBER NPT
1/4	615 811 0550
3/8	615 811 0560
1/2	615 811 0570

HOSE CONNECTION mm	PART NUMBER
6	615 811 0580
8	615 811 0590
10	615 811 0600
13	615 811 0610

Nipples ISO 6150B
8mm
see page 138



ISO 6150B 11mm / Max air flow capacity 127 cfm - 60 l/s (Delta 7.2 psi / 0.5 bar)


Economical air flow 85 cfm - 40 l/s (Delta 2.9 psi / 0.2 bar)

MALE THREAD in.	PART NUMBER NPT
3/8	615 811 0620
1/2	615 811 0630
3/4	615 811 0640

FEMALE THREAD in.	PART NUMBER NPT
3/8	615 811 0650
1/2	615 811 0660
3/4	615 811 0670

HOSE CONNECTION mm	PART NUMBER
10	615 811 0680
13	615 811 0690
16	615 811 0700
19	615 811 0710

Nipples ISO 6150B
11mm
see page 138



QUICK RELEASE COUPLINGS - ASIA 7.5MM: JAPAN, CHINA, INDIA

ASIA 7.5mm / Max air flow capacity 36 cfm - 17 l/s (Delta 7.2 psi / 0.5 bar)


Economical air flow 23.3 cfm - 11 l/s (Delta 2.9 psi / 0.2 bar)

MALE THREAD in.	PART NUMBER R
3/8	615 811 0320
1/2	615 811 0330
3/4	615 811 0340

FEMALE THREAD in.	PART NUMBER R
3/8	615 811 0350
1/2	615 811 0360
3/4	615 811 0370

HOSE CONNECTION mm	PART NUMBER
6	615 811 0380
8	615 811 0390
10	615 811 0400
13	615 811 0410

Nipples ASIA
7.5mm
see page 139



BALL VALVES

Suitable for air, water and many other liquids and gases.



DESCRIPTION	FEMALE THREAD	PART NUMBER	
	in.	NPT	BSP
CP BAL 08	1/4	615 810 9490	615 810 9410
CP BAL 10	3/8	615 810 9500	615 810 9420
CP BAL 15	1/2	615 810 9510	615 810 9430
CP BAL 20	3/4	615 810 9520	615 810 9440
CP BAL 25	1	615 810 9530	615 810 9450
CP BAL 32	1-1/4	-	615 810 9460
CP BAL 40	1-1/2	-	615 810 9470
CP BAL 50	2	-	615 810 9480

360° SWIVEL AIR INLET

Aimed to improve the working ergonomics, Air flex connectors can rotate 360° eliminating efforts when working in cramped spaces



	PART NUMBER
Swivel	894 015 8412

* Air Inlet: 1/4" BSP

PERFECT PACK

PERFECT PACK CONTENT



ALWAYS GET THE BEST CONDITIONS FOR YOUR APPLICATIONS

- ▶ SUFFICIENT PRESSURE
- ▶ CONSTANT AIRFLOW
- ▶ PROPER COUPLINGS AND NIPPLES
- ▶ CORRECT CONNECTION TO THE TOOL
(AS RECOMMENDED IN THE OPERATOR MANUAL)
- ▶ BETTER ERGONOMICS

PERFECT PACK PART NUMBER 615 812 0120

ITEM INCLUDED	SPECIFICATIONS	PART NO.
Airflex	1/2" NPT	894 017 1567
Whip 1/2" NPT	1/2" NPT	CA049270
Nipple ISO6150B	11 mm 1/2" Fem	615 810 5870
EF Coupling ISO6150B	11 mm Hose Con. 16 mm	615 810 5480
Effi Max Hose	5/8" (16mm) - 20 m	615 810 9010
Pressure Clamp HD x2	For rubber 22-25 mm	615 811 0050
Nipple ISO6150B	11 mm Hose Con. 16 mm	615 810 6200
EF Coupling ISO6150B	11 mm 1/2" Male	615 810 5100
FRL	2 stages 1/2" NPT	894 016 8517
FRL Stand	For 1/2" metallic FRL	615 812 0450
Oil Bottle	ProtectoLub 120 ml	CA149661
Gloves	XL size	894 015 8619



CONNECTING ACCESSORIES

LUBRICATION

OIL PROTECTO-LUBE



DESCRIPTION	PART NUMBER
Oil for cleaning motor parts (0.12L)	CA149661
Oil for cleaning motor parts (0.59L)	CA000046
Oil for air lubrication (3.8L)	P089507

GREASE GUN



DESCRIPTION	MODEL NUMBER
Grease gun	C098689

CP CLUTCH GREASE



DESCRIPTION	PART NUMBER
Clutch Grease Tube (100g) Air Tool Oil	894 015 8455
Clutch Grease Cartridge (400g)	894 015 8456

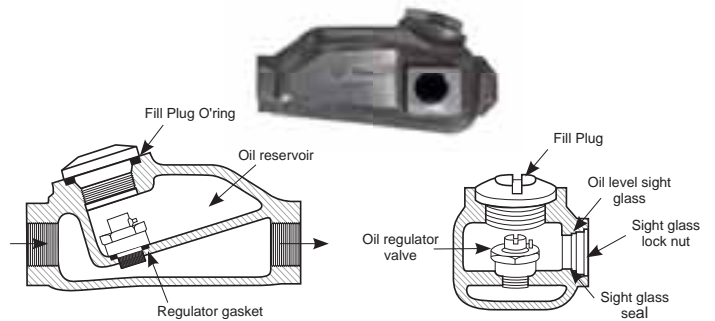
MINI OILER



DESCRIPTION	PART NUMBER
THREAD 1/4" NPT	205 052 4123
THREAD 3/8" NPT	205 052 4293

INLINE OILERS

MODEL NUMBER	CAPACITY	THREAD SIZE	MAXIMUM WORKING PRESSURE
615 812 0480	30 ml	1/4" BSP	34.0 bar (500psi)
615 812 0490	40 ml	1/2" BSP	34.0 bar (500psi)
615 812 0500	110 ml	3/4" BSP	18.0 bar (260psi)



OTHER ACCESSORIES

AIR FLOW REGULATOR



DESCRIPTION	PART NUMBER
Economic flow regulator 1/4" NPT	LC121737
Heavy-duty flow regulator 1/4" NPT	CA085203

BLOW GUN



DESCRIPTION	PART NUMBER
Blow gun standard	615 811 2690
Blow gun standard silencer	615 811 2700
Blow gun extended nozzle	615 811 2710
Blow gun extended nozzle silencer	615 811 2720

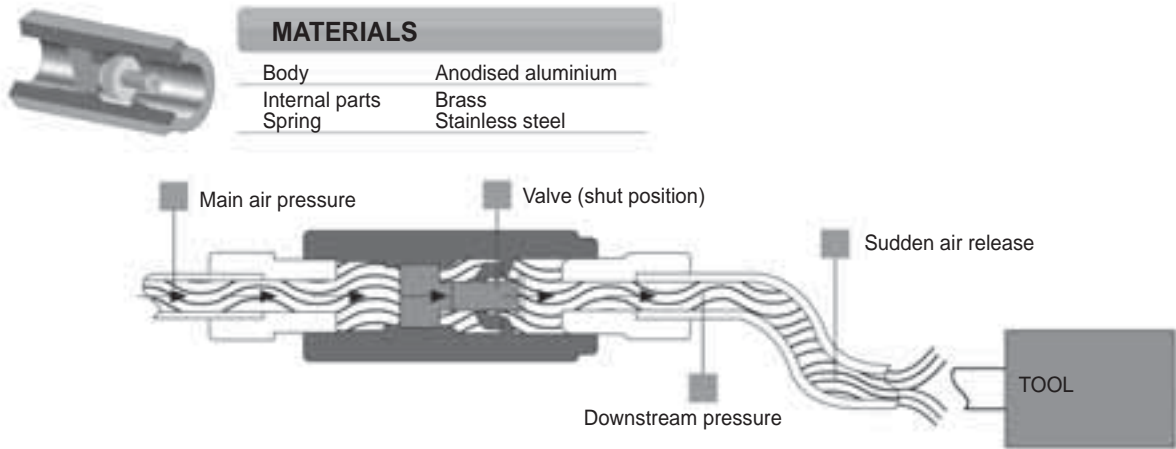
All models: Air inlet 1/4" BSP

AIR FUSES

When a fitting comes loose or detached from a pressurized hose or the hose is damaged, the line pressure may cause hose whip. This dangerous situation can easily cause injury, and damage.

Fuses are used to reduce the likelihood of potentially dangerous hose whip. Air Fuses are designed to quickly shut off the supply air and reset automatically when the back pressure in the line downstream is restored.

Air Fuses help to meet OSHA requirement 1926.302 (USA) and may eliminate the need for restraining or shielding hose, as required by European Standard EN983.



MATERIALS	
Body	Anodised aluminium
Internal parts	Brass
Spring	Stainless steel

- Reduces risk of hose whip, helping to protect personnel
- Simple and reliable design
- High life expectancy
- Aluminum anodised body for high corrosion resistance
- Auto-Reset to restart downstream activity with the minimum downtime

PORT SIZE	PRESSURE DROP AT SHUT OFF FLOW		SHUT OFF FLOW RATE AT 7 BAR		TOOL MAXIMUM AIR FLOW		FOR FLOW RATES	PART NUMBER	
	bar	psi	l/s	cfm	l/s	cfm		in.	BSP
1/4"	0.14	2.03	7.8	16.4	5.0	10.5	Low	615 811 2420	
1/4"	0.30	4.35	13.0	27.3	10.0	21.0	High		615 811 2460
3/8"	0.14	2.03	18.0	37.8	10.0	21.0	Low	110422	
3/8"	0.30	4.35	32.0	67.2	25.0	52.5	High	110432	615 811 2480
1/2"	0.30	4.35	45.0	94.5	35.0	73.5	High	110442	
3/4"	0.30	4.35	75.0	157.5	60.0	126.0	High	615 811 2430	
1"	0.30	4.35	86.0	180.6	70.0	147.0	High	615 811 2440	

TEST EQUIPMENT

AIR TOOL SIMULATOR



DESCRIPTION	PART NUMBER
Air tool simulator	615 811 0090

To check whether the pressure or air flow is sufficient. The air tool simulator will be connected instead of the pneumatic tool. Supplied with different connections.

BALANCERS

BALANCERS - CP9911 to CP9950

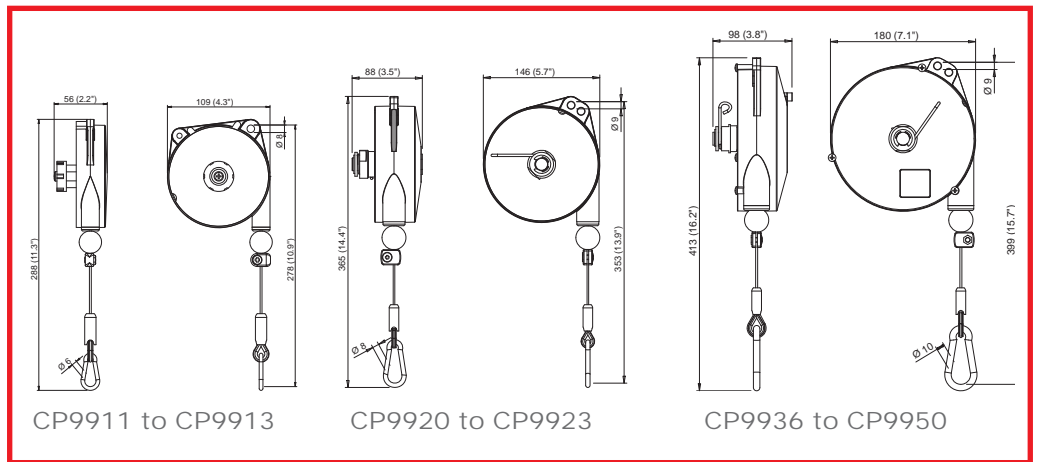
The CP balancers are premium quality products developed to take the weight of the tool away from the operator's arm.

They eliminate stress and fatigue and help improve productivity. Ideally suited for heavy tools and/or repetitive tasks.



Spring retractor:

- . Cylindrical shape
- . Automatic load retraction
- . Working area remains free
- . Cable made of stainless steel
- . Aluminium housing
- . 5.2 to 8.2 ft (1,600 to 2,500 mm) cable stroke



CP9911

CP9920

CP9936

MODEL	LOAD RANGE		STROKE		NET WEIGHT		PART NUMBER
	lb.	kg	ft	mm	lb.	kg	
LIGHT DUTY BALANCERS							
CP9911	0.8-2.2	0.4-1	5.2	1,600	1.3	0.6	894 109 9110
CP9912	2.2-4.4	1-2	5.2	1,600	1.3	0.6	894 109 9120
CP9913	4.4-6.6	2-3	5.2	1,600	1.5	0.7	894 109 9130
MEDIUM DUTY BALANCERS							
CP9920	2.2-5.5	1-2.5	6.5	2,000	4.4	2.0	894 109 9200
CP9921	4.4-8.8	2-4	6.5	2,000	4.4	2.0	894 109 9210
CP9922	8.8-13.2	4-6	6.5	2,000	5.1	2.3	894 109 9220
CP9923	13.2-17.6	6-8	6.5	2,000	5.5	2.5	894 109 9230
MEDIUM DUTY BALANCERS							
CP9936	4.4-8.8	2-4	8.2	2,500	6.4	2.9	894 109 9360
CP9937	8.8-13.2	4-6	8.2	2,500	7.1	3.2	894 109 9370
CP9938	13.2-17.6	6-8	8.2	2,500	7.7	3.5	894 109 9380
CP9939	17.6-22.0	8-10	8.2	2,500	8.2	3.7	894 109 9390
CP9940	22.0-30.8	10-14	8.2	2,500	8.8	4.0	894 109 9400
CP9946	4.4-8.8	2-4	8.2	2,500	6.6	3.0	894 109 9460
CP9947	8.8-13.2	4-6	8.2	2,500	7.3	3.3	894 109 9470
CP9948	13.2-17.6	6-8	8.2	2,500	7.9	3.6	894 109 9480
CP9949	17.6-22.0	8-10	8.2	2,500	8.4	3.8	894 109 9490
CP9950	22.0-30.8	10-14	8.2	2,500	8.8	4.0	894 109 9500

* Equipped with a stroke locking device

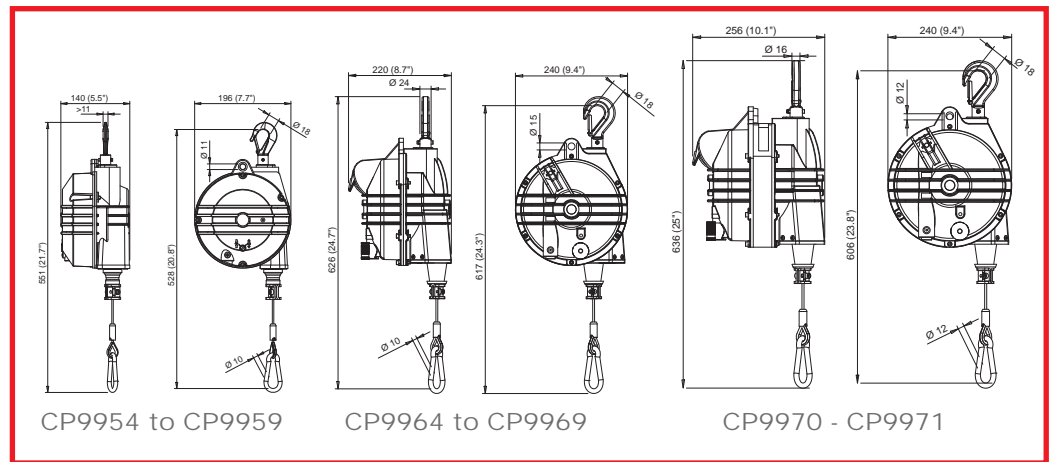


BALANCERS - CP9954 to CP9971



Reaction free:

- . Conical shape
- . Constant retracting force
- . Holds the selected height
- . Cable made of stainless steel
- . Aluminium housing
- . 6.5 ft (2,000mm) cable stroke



MODEL	LOAD RANGE		STROKE		NET WEIGHT		PART NUMBER
	lb.	kg	ft	mm	lb.	kg	
MEDIUM DUTY TO HEAVY DUTY BALANCERS							
CP9954	8.8-15.4	4-7	6.5	2,000	11.0	5.0	894 109 9540
CP9955	15.4-22.0	7-10	6.5	2,000	12.1	5.5	894 109 9550
CP9956	22.0-30.8	10-14	6.5	2,000	12.1	5.5	894 109 9560
CP9957	30.8-39.7	14-18	6.5	2,000	14.3	6.5	894 109 9570
CP9958	39.7-48.5	18-22	6.5	2,000	13.2	6.0	894 109 9580
CP9959	48.5-55.1	22-25	6.5	2,000	14.6	6.6	894 109 9590
HEAVY DUTY BALANCERS							
CP9964	55.1-66.1	25-30	6.5	2,000	25.4	11.5	894 109 9640
CP9965	66.1-77.2	30-35	6.5	2,000	26.0	11.8	894 109 9650
CP9966	77.2-99.2	35-45	6.5	2,000	27.3	12.4	894 109 9660
CP9967	99.2-121.2	45-55	6.5	2,000	27.6	12.5	894 109 9670
CP9968	121.2-143.3	55-65	6.5	2,000	30.0	13.6	894 109 9680
CP9969	143.3-165.3	65-75	6.5	2,000	32.0	14.5	894 109 9690
SUPER HEAVY DUTY BALANCERS							
CP9970	165.3-198.4	75-90	6.5	2,000	38.1	17.3	894 109 9700
CP9971	198.4-231.5	90-105	6.5	2,000	39.7	18.0	894 109 9710



COMPRESSORS

The right compressed air solution

From the smallest maintenance task to the largest truck tire service garage, Chicago Pneumatic keeps your business running just the way you want it.

Chicago Pneumatic has since decades a heart for the automotive industry: we understand the needs of maintaining and repairing vehicles. We do not only have the right powerful tools, we also develop, produce and provide the right compressed air and aftermarket solutions that meet your toughest demands as an automotive professional.

Your efficiency and productivity, our bottom line.



The 10 things you should consider when buying a compressor



3-4 CFM
(1.4-1.9 l/s)

10-12 CFM
(4.7-5.7 l/s)



5 CFM
(2.4 l/s)

12 CFM
(5.7 l/s)



When you consider buying a compressor, the offer is wide and can appear quite complex. Here are 10 basic rules to help you finding the compressor that suits your needs.

1 Determine your type of use: DIY, professional or industrial

You just occasionally fix small things at home? Or you rather need continuous air flow to keep different applications running in your factory?

2 Define the tools you will work with to define the total Free Air Delivery requirements (FAD). FAD is often expressed in CFM (cubic feet per meter) or l/m (liter per minute)

Blowing up your mountain bike tires requires much less air flow and pressure than working with a professional spray gun. To select the right compressor, you need to know the total CFM of all your individual air applications. Add an additional margin of 25% to cover inefficiencies in your network and future growth. FAD is the most important selection criterium.

Required CFM = (CFM tool 1 + CFM tool 2 + CFM tool n) + 25% of total CFM

3 Define your frequency of use: occasional – intermittent – frequent

Piston compressor technology is suitable for many occasional and intermittent users. Frequent users will benefit from cast iron piston and screw compressor technology.

4 Define the spacing requirements of your machine: fixed, moveable, remote device and horizontal or vertical vessel

For easy moving around your compressor, look for comfortable handles and wheels. For remote service, consider an engine driven compressor. Always on the same spot? Go for comfort vibration dampers and a wide stable base. If you have reduced workspace, consider a vertical vessel.

5 Define the comfort you need in terms of noise level

With a separate compressor room and an air network, there are less requirements considering the compressor noise level. If you want to position your device close to your working area, silenced compressors are ideal for you.

6 Define your electrical requirements

Check if you need a 1 phase or 3 phase compressor. When you have variable flow requirements and more than 5 minutes load, consider a frequency driven compressor. Most of the time, your air consumption will not be constant, so you can gain a lot on energy efficiency.

7 Define your vessel size

For an average use of your selected compressor type, the standard proposed vessel size suits the needs, as compressor design is based on years of experience.

8 Define the accessories you need

You have delicate air equipment or care extra about the environment, so you need special clean or dry air? Quality Air solutions like dryers and filters exist in many forms, separate or integrated if you require moisture free air.

9 Check the quality label

For an optimal return on investment, look for guarantees, like ISO conformity and genuine parts so you can enjoy a long, safe and efficient lifetime of your compressor.

10 Check ease of maintenance, parts and service availability

Check serviceability of the device, service intervals and if easy access to genuine parts and services is guaranteed.

You want to verify your choice? Our team is ready to support you with their professional advice on Chicago Pneumatic compressors.



General Safety Instructions for the Operation of Power Tools

The goal of Chicago Pneumatic is to produce tools that help the operator work safely and efficiently. The most important safety device for this or any tool is the operator. Care and good judgement are the best protection against injury. All possible hazards cannot be covered here, but we have tried to highlight some of the important ones. Individuals should look for and obey Caution, Warning and Danger Signs placed on tools, and displayed in the workplace. Operators should read and follow safety instructions packed with each tool. For a copy of these instructions, contact your nearest Chicago Pneumatic representative via www.cp.com.

Learn how each tool works. Even if you have previously used similar tools, carefully check out each tool before you use it. Get the "feel" of it and know capabilities, limitations, potential hazards, how it operates and how it stops.



WARNING

Multiple Hazards. Read and understand safety instructions supplied with tool before operating or servicing. Failure to do so can result in serious bodily injury.

All tools are designed to operate on a air line pressure of 6.3 bar +/- 0.15 bar in accordance with ISO2787, 8NTC1.2. Sound levels +/- 3dB(A)* are measured in accordance with EN ISO15744. Vibration values* are measured in accordance with ISO8662 & ISO28927

**These declared values were obtained by laboratory type testing in accordance with the stated standards and are suitable for comparison with the declared values of other tools tested in accordance with the same standards. These declared values are not adequate for use in risk assessments and values measured in individual work places may be higher. The actual exposure values and risk of harm experienced by an individual user are unique and depend upon the way the user works, the workpiece and the workstation design, as well upon the exposure time and the physical condition of the user. We, Chicago Pneumatic, cannot be held liable for the consequences of using the declared values, instead of values reflecting the actual exposure, in an individual risk assessment in a work place situation over which we have no control.*



Compressed Air Hazards

- Air under pressure can cause injury. Never point an air hose at yourself or anyone else. Never blow your clothes free of dust with compressed air. Always direct exhaust air away from yourself and others in the work area.
- Always check for damaged or loose hoses and fittings before using an air tool, and replace if necessary. Whipping hoses can cause serious injury.
- Disconnect the tool from the air supply when not in use, before changing accessories, setting the torque, or when making repairs.
- Do not exceed rated air pressure to increase the output of the tool. This could cause injury and shorten tool life.
- Do not assemble quick coupler on the tool. Vibration can cause breakage resulting in a whipping air hose. Instead, use quick couplers on the end of a short leader hose.
- When universal twist couplings are used, lock pins must be installed to prevent accidental hose disconnection.
- Air tools are not intended for use in explosive atmospheres and are not insulated for contact with electric power sources.



Projectile Hazards for all air tools

- Always wear impact resistant eye and face protection when involved with or near the operation or the repair of air tools.



Noise Hazards

- Hearing loss can result from prolonged exposure to excessive sound levels.
- Use hearing protection as recommended by your employer or OSHA regulation (see 29 CFR part 1910).



Entanglement Hazards

- To reduce the risk of injury from entanglement, do not wear loose clothing when using rotating accessories.



Additional Hazards

- Slip/Trip/Fall is a major cause of serious injury or death. Beware of excess hose/cord left on the walking or work surface.
- Operators and maintenance personnel must be physically fit to perform job tasks, and handle the bulk, weight and power of the tool.
- Deburring tools should be used to reduce risk of cuts and abrasions due to burrs.
- Wear gloves to protect hands from sharp edges.



Breathing Hazards

- Proper breathing protection must be worn when working with materials which produce airborne particles.



Vibration Hazards

- Repetitive work motions, awkward positions and exposure to vibration may be harmful to your hands and arms.
- If numbness, tingling, pain or whitening of the skin occurs, stop using tool and consult a physician.

Specific Safety Instructions for Power Tool Groups

In addition to the General Safety Instructions, the following are safety instructions and warnings that apply to the safe operation of specific power tool groups. Consult ANSI B186.1 Safety Code for Portable Air Tools. Available from: America National Standards Institute (ANSI), 11 W. 42nd St., 13th floor, New York, New York 10036, (212) 642-4900; or the European Committee for Standardization, Rue de Stassart 36, 1050 Brussels, Belgium.

⚠ Impact Wrenches



- Never use hand sockets. Use only impact sockets in good condition. Sockets in poor condition reduce impact power and could also shatter, resulting in personal injury.
- When using a universal joint, never free run the tool, it may run too fast and cause the joint to be thrown from the tool.
- Always use the simplest hook-up possible. Long springy extension bars and adapters absorb impact power and could break loose resulting in personal injury. Instead, use deep sockets whenever possible.
- For tools using the pin and o-ring socket retainer, use the o-ring to securely retain the socket pin.

⚠ Abrasive Tools



- Never mount a grinding wheel on a sander.
- Never use a grinding wheel marked with a speed lower than the rated air grinder speed.
- All grinding wheels and polishing/sanding accessories should be checked for cracks or other damage before mounting and use.
- Always use the recommended wheel guard to prevent injury when performing grinding operations. If a guard has withstood wheel or disc breakage, it must be replaced.
- Position a guard between the grinding wheel or disc and the operator. Use barriers to protect others from fragments and grinding sparks.
- Make sure grinding wheels are mounted according to manufacturer's specifications; always use correct mounting flanges.
- Before grinding, test grinding wheel or disc by briefly running tool at full throttle. Be sure to use a barrier (such as under a heavy work table) to protect yourself from possible broken wheel parts.
- Never tamper with or remove a speed governor from a tool to make it run faster. Periodically check tool speed with a tachometer.

⚠ Assembly Tools



- Serious injury can result from over-torqued or under-torqued fasteners, which can break, or loosen and separate.
- Released assemblies can become projectiles. Assemblies requiring a specific torque must be checked using a torque meter.

⚠ Hammers



- All chisels, rivet sets and other accessories should be checked for cracks, excessive wear, or other physical damage before each use. Accessories that show signs of damage should be replaced immediately.
- Never use a tool without the proper accessory retainer.

⚠ Ratchets



- Never use hand sockets. Use only power drive sockets per ANSI B107.2.
- To reduce the risk of injury, always support the handle securely in the direction opposite of the spindle rotation to minimize torque reaction.

⚠ Specialty Tools



- Specific instructions/warnings affecting this group of tools are contained in product-specific documents accompanying each product.

⚠ Drills



- Keep away from rotating bit and chuck. You can become cut or burned if you come in contact with the drill bit, chips or work surface.
- Use intermittent drill pressure to avoid long shaved chips.
- The drill bit can suddenly bind and cause the work piece or tool to rotate causing arm and shoulder injuries.
- ANSI recommends use of a support handle on drills with a chuck larger than 3/8" (10 mm).

Accessories



- Always use accessories of correct size and design for the tool. Tool and accessories must not be modified in any way.
- Never use a tool without the proper accessory retainer.

See Safety Requirements for Abrading Materials with Coated Abrasives (B7.7) from ANSI.

General Safety Instructions for the Operation of Power Tools

The goal of Chicago Pneumatic is to produce tools that help the operator work safely and efficiently. The most important safety device for this or any tool is the operator. Care and good judgement are the best protection against injury. All possible hazards cannot be covered here, but we have tried to highlight some of the important ones. Individuals should look for and obey Caution, Warning and Danger Signs placed on tools, and displayed in the workplace. Operators should read and follow safety instructions packed with each tool. For a copy of these instructions, contact your nearest Chicago Pneumatic representative via www.cp.com.

Learn how each tool works. Even if you have previously used similar tools, carefully check out each tool before you use it. Get the "feel" of it and know capabilities, limitations, potential hazards, how it operates and how it stops.



WARNING

Multiple Hazards. Read and understand safety instructions supplied with tool before operating or servicing. Failure to do so can result in serious bodily injury.

- To reduce risk of injury, everyone using, installing, repairing, maintaining, changing accessories on, or working near this tool must read and understand these instructions before performing any such task.
- Our goal is to produce tools that help you work safely and efficiently. The most important safety device for this or any tool is YOU. Your care and good judgment are the best protection against injury. All possible hazards cannot be covered here, but we have tried to highlight some of the important ones.
- Only qualified and trained operators should adjust or use jacks or vehicle support stands.
- This tool and its accessories must not be modified in any way.
- Do not use this tool if it has been damaged.
- If the working load limit or hazard warning signs on the tool cease to be legible or become detached, replace without delay.



For additional safety information consult:

- Other documents and information packed with this tool.
- Your employer, union and / or trade association.
- "Safety Standard for Portable Automotive Lifting Devices" (ANSI/ASME PALD), available at the time of printing from Global Engineering Documents at <http://global.ih.com/>, or call 1 800 854 7179. In case of difficulty in obtaining ANSI standards, contact ANSI via <http://www.ansi.org/>
- Further occupational health and safety information can be obtained from the following web sites:
<http://www.osha.gov> (USA)
<http://europe.osha.eu.int> (Europe)



Air supply and connection hazards (for air hydraulic jacks only)

- Air under pressure can cause severe injury.
- Always shut off air supply, drain hose of air pressure and disconnect tool from air supply when not in use, before changing accessories or when making repairs.
- Never direct air at yourself or anyone else.
- Whipping hoses can cause severe injury. Always check for damaged or loose hoses and fittings.
- Do not use quick disconnect couplings at tool. See instructions for correct set up.
- Whenever universal twist couplings are used, lock pins must be installed.
- Do not exceed maximum air pressure of 6.3 bar or as stated on tool nameplate.



Raising a vehicle

- Park the vehicle on a hard level surface.
- No person shall remain in a vehicle that is being lifted.
- Consult the vehicle owner's manual to locate the lifting point to position the jack under the vehicle. If the incorrect lifting point is used, the jack could slip or tip.
- Before raising a vehicle, chock the unlifted wheels.
- Locate the load centrally on the lift pad / saddle.
- Watch carefully while raising a vehicle. Check that the lift pad / saddle sits squarely under the lifting point. Trolley jacks must be free to roll slightly to allow for the change of angle as the vehicle is raised and lowered.



Using jacks - general safety instructions

- Before each use, check the jack for leaks, cracked welds and for damaged, loose or missing parts; if any defects are found, do not use until repaired.
- Do not exceed the working load limit / rated capacity of the jack.
- Only use jacks on hard level surfaces (e.g. concrete).
- Never lift people.
- Only use jacks for lifting and lowering. Immediately after lifting, support the raised vehicle on vehicle support stands.
- Do not get under a vehicle that is supported by a jack. Never place any part of the body under a raised vehicle until it is sitting on support stands or vehicle ramps.
- Do not move or dolly a vehicle which is on a jack.
- Only use attachments and / or adaptors supplied by the manufacturer of the jack.
- Operators and maintenance personnel must be physically able to manoeuvre the jack and apply the necessary pumping forces.



Caravan and trailer jacks - additional safety instructions

- Use only with the correct engagement fitting.
- Before raising a caravan or trailer, chock the unlifted wheels.
- No person should remain in a caravan or trailer that is being lifted.
- The caravan or trailer should remain attached to the towing vehicle.
- Never place any part of the body under a raised caravan or trailer until it is sitting on caravan / trailer support stands.



Transmission jacks * - additional safety instructions

- Adequately support the vehicle before starting repairs.
- Transmission jacks must only be used for removing, installing, or transporting in the lowered position, vehicle transmissions, transfer cases or transaxles.

* Transmission jacks are not included in the CP range



Vehicle support stands - safety instructions

- Do not exceed the working load limit / rated capacity of the vehicle support stand.
- Only use on hard level surfaces (e.g. concrete)
- Use in matched pairs at one end of a vehicle only.
- Ensure that the locking pin or mechanism is fully engaged.
- Do not extend the height of the stand beyond its maximum working height.
- Do not use stands to simultaneously support both ends or one side of a vehicle.
- Locate the stands under a solid portion of the vehicle; consult the vehicle owner's manual for guidance.
- Centre the load on the saddle.
- Position the support stands and slowly lower the jack until the vehicle rests on them.
- Ensure the vehicle is sitting securely on the support stands before getting under the vehicle.
- No person should enter or remain in a vehicle that is supported on stands
- Securely chock wheels remaining on the ground.



Press - additional safety instructions

- Never exceed the rated capacity of the press.
- Keep unauthorised persons, particularly children, away from the work area.
- Do not introduce hands or any other part of the body in the work area.
- Always use ocular and facial protection .
- Never wear baggy clothes, ties, watches, rings, chains, etc. when using the press.
- Long hair should be tied up.
- Prior to use, make sure the press is securely anchored.
- Use appropriate guarding to contain any pieces that may break or fly apart when applying force.
- Use only press accessories having a capacity rating equal to or greater than the capacity of the press.
- Verify lift cables are slack before pressing on the bolster.



Specific Safety Instructions for Power Tool Groups

In addition to the General Safety Instructions, the following are safety instructions and warnings that apply to the safe operation of specific power tool groups. Consult ANSI B186.1 Safety Code for Portable Air Tools. Available from: America National Standards Institute (ANSI), 11 W. 42nd St., 13th floor, New York, New York 10036, (212) 642-4900; or the European Committee for Standardization, Rue de Stassart 36, 1050 Brussels, Belgium.

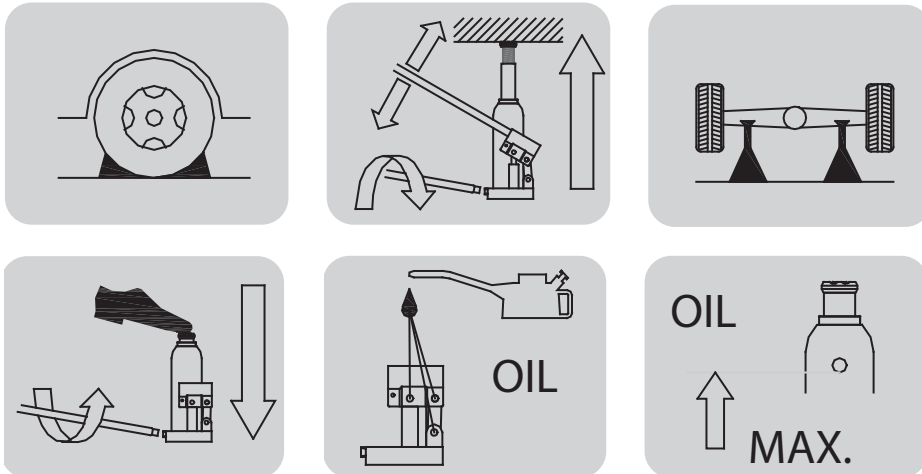
Workplace Hazards

- Slip/Trip/Fall is a major cause of serious injury or death. Be aware of excess hose left on the walking or work surface.
- Proceed with care in unfamiliar surroundings. Be aware of potential hazards created by your work activity.
 - Jacks are not insulated from coming into contact with electric power sources and are not intended for use in potentially explosive atmospheres.

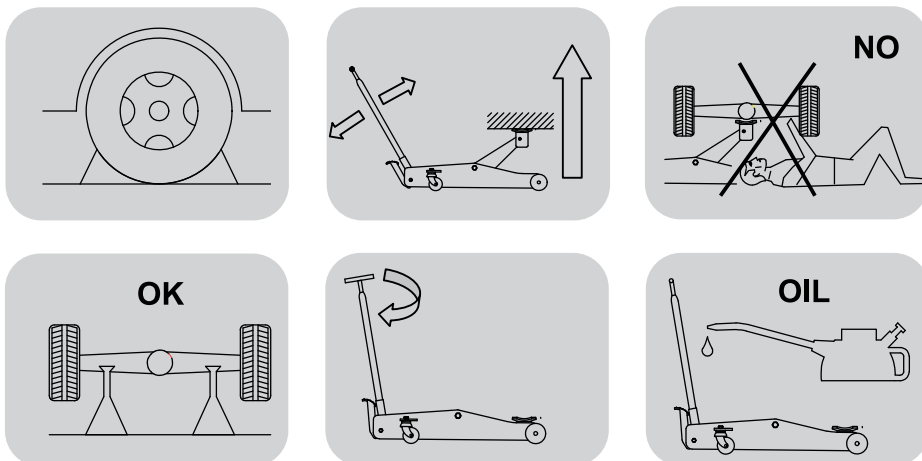
Maintenance and repair hazards

- Any jack or support stand that appears damaged, worn or has been subjected to abnormal load or shock, shall be removed from service until repaired.
- Read and understand instruction and parts book before servicing this product.
- Only qualified and trained operators should maintain this product.

Bottle Jacks & Jack Stands



Trolley & Air hydraulic Jacks



SOUND & VIBRATION VALUES

All values are current as of the date of this publication.

PAGE	MODEL	PART NUMBER	SOUND PRESSURE	SOUND POWER	VIBRATION LEVEL ISO28927	
			ISO 15744		a	K
			dB(A)		m/s ²	m/s ²
35	CP2036	615 192 2036	83	94	<2,5	-
35	CP2037	615 192 2037	88	99	<2,5	-
35	CP2042	615 192 2042	88	99	6.6	3.3
34	CP2136	894 102 1360	89	100	7.4	2.8
34	CP2141	894 102 1410	77	88	5.3	2.1
35	CP2780	615 192 2780	89	100	<2,5	-
63	CP3510	615 193 3510	81	89	3	1.3
63	CP3511	615 193 3511	81	93	3	1.3
63	CP3512	615 193 3512	81	91	3	1.3
63	CP3514	615 193 3514	81	87	3	1.3
20	CP5000	T024585	103	114	8.5	2.6
91	CP710	T025257	54	65	9.7	< 2,5
76	CP7110	894 107 1101	98	109	13.0	4.0
76	CP7111	894 107 1110	100	111	6.3	3.1
76	CP7111H	894 107 1111	100	111	11.0	4.6
77	CP7115	894 107 1150	99	110	11.4	1.6
77	CP7120	894 107 1200	99	110	11.4	3.4
77	CP7125	894 107 1250	105	116	19.2	2.4
100	CP714	T012735	95	106	13.2	5.8
76	CP7150	894 107 1500	100	111	4.8	1.7
100	CP717	T020120	94	105	20.4	6.2
69	CP7200	894 107 2001	86	97	5.9	2
69	CP7201	894 107 2014	88	99	<2,5	
69	CP7202	894 107 2021	85	96	<2,5	
8	CP721	T021963	87	98	4.7	3.3
64	CP7215	894 107 2151	81	92	8.54	2.85
64	CP7215CVE	894 127 2153	81	92	5.65	1.83
64	CP7215E	894 127 2151	81	92	5.65	1.83
65	CP7215H	894 107 2154	84	95	4.4	2.8
65	CP7215HCVE	894 127 2155	86	97	4.4	2.8
65	CP7215HE	894 127 2154	85	96	4.4	2.8
64	CP7215SVE	894 127 2152	81	92	5.65	1.83
64	CP7225	894 107 2251	81	92	7.65	3.18
62	CP7225-3	894 107 2257	76	87	2.5	1.3
64	CP7225CV	894 107 2253	81	92	7.65	3.18
64	CP7225CVE	894 127 2253	81	92	3.7	2.08
62	CP7225CVE-3	894 127 2258	76	87	2.5	1.3
64	CP7225E	894 127 2251	81	92	3.7	2.08
62	CP7225E-3	894 127 2257	76	87	2.5	1.3
64	CP7225SVE	894 127 2252	81	92	3.7	2.08
9	CP724H	894 100 7241	91	102	4.4	2.4
64	CP7255	894 107 2551	81	92	8.22	2.26
62	CP7255-3	894 107 2557	76	87	4.4	1.5
64	CP7255CV	894 107 2553	81	92	8.22	2.26
64	CP7255CVE	894 127 2553	81	92	5.13	1.79
62	CP7255CVE-3	894 127 2558	76	87	4.4	1.5
64	CP7255E	894 127 2551	81	92	5.13	1.79
62	CP7255E-3	894 127 2557	76	87	4.4	1.5
65	CP7255H	894 107 2554	81	92	5.4	2.4
65	CP7255HCVE	894 127 2555	83	94	3.1	5.2
65	CP7255HE	894 127 2554	82	93	3.1	5.2
64	CP7255SV	894 107 2552	81	92	8.22	2.26
64	CP7255SVE	894 127 2552	81	92	5.13	1.79
9	CP726H	894 100 7261	91	102	4.4	2.4
66	CP7263CVE	894 117 2650	78	89	8.9	2.1
66	CP7263E	894 107 2650	78	89	9.4	3
66	CP7264CVE	894 117 2640	78	89	7.2	2.1
66	CP7264E	894 107 2640	78	89	9.2	3.4
68	CP7265P	615 193 9166	80	91	<2,5	
68	CP7265S	894 100 8650	80	91	<2,5	
66	CP7266CVE	894 117 2660	78	89	7.7	2.8
66	CP7266E	894 107 2660	78	89	7.3	2.9

PAGE	MODEL	PART NUMBER	SOUND PRESSURE	SOUND POWER	VIBRATION LEVEL ISO28927	
			ISO 15744		a	K
			dB(A)		m/s ²	m/s ²
67	CP7267CVE	894 117 2670	78	89	9	3.7
67	CP7267E	894 107 2670	78	89	9.6	3.2
71	CP7268	894 107 2680	93	104	22.03	13.51
68	CP7269P	894 107 8691	87	98	<2,5	
68	CP7269S	894 107 8690	87	98	<2,5	
82	CP7300	894 107 3000	86	97	<2,5	-
82	CP7300R	894 107 3001	87	98	<2,5	-
82	CP7300RQC	894 107 3002	87	98	<2,5	-
94	CP734H	T024351	93	104	7.2	3.3
94	CP749	T024587	96	107	6.2	2
94	CP749-2	T024673	96	107	6.2	2
52	CP7500D	894 107 5001	81	92	19.94	6.7
52	CP7500DK	894 107 5002	81	92	19.94	6.7
54	CP7540-C	894 107 5401	85	96	6.5	3
54	CP7540-CN	894 107 5400	85	96	6.5	3
55	CP7545-B	894 107 5452	85	96	7	2.1
55	CP7545-C	894 107 5451	85	96	7	2.1
55	CP7550-A	894 107 5503	85	96	7	2.1
55	CP7550-B	894 107 5502	85	96	7	2.1
55	CP7550-C	894 107 5501	85	96	7	2.1
29	CP7600C	894 107 6030	79	90	<2,5	
29	CP7600C-R	894 107 6031	79	90	<2,5	
29	CP7600C-R4P	894 107 6035	79	90	<2,5	
29	CP7600xB	894 107 6010	79	90	<2,5	
29	CP7600xB-R	894 107 6011	79	90	<2,5	
29	CP7600xB-R4P	894 107 6015	79	90	<2,5	
29	CP7600xC	894 107 6020	79	90	<2,5	
29	CP7600xC-R	894 107 6021	79	90	<2,5	
29	CP7600xC-R4P	894 107 6025	79	90	<2,5	
12	CP7620-2	894 107 6202	94	105	4.9	2.5
17	CP7630	894 107 6300	105	116	9.8	3
17	CP7630-6	894 107 6306	105	116	7	1.9
8	CP7711	894 107 7110	92	103	4	1
8	CP7721	894 107 7210	92	103	4	1
11	CP7727	894 107 7270	93	104	10.3	1.3
9	CP7729	894 107 7290	91	102	6.4	1.9
94	CP772H	T024598	96	107	5.8	2
94	CP772H-6	T024757	96	107	5.8	2
12	CP7731	894 107 7310	93	104	8.5	1.5
10	CP7731C	894 107 7311	93	104	10.33	1.38
12	CP7732	894 107 7320	95	106	12.1	4.4
10	CP7732C	894 107 7321	96	107	10.8	1.42
12	CP7736	894 107 7360	94	108	9.5	2.2
12	CP7736-2	894 107 7362	94	105	9.5	2.2
11	CP7737	894 107 7370	93	104	10.3	1.3
9	CP7739	894 107 7390	92	103	6.9	2.5
13	CP7748	894 107 7480	93	104	10.1	2.34
13	CP7748-2	894 107 7482	93	104	10.1	2.34
14	CP7748TL	894 107 7484	86	97	4.8	1.5
14	CP7748TL-2	894 107 7485	86	97	4.8	1.5
15	CP7749	894 107 7491	95	106	10.9	2.7
15	CP7749-2	894 107 7493	95	106	10.9	2.7
16	CP7762	894 107 7620	93	104	10.7	2.8
17	CP7763	894 107 7630	96	107	10.4	4.2
17	CP7763-6	894 107 7636	96	107	10.4	4.2
18	CP7763D	894 107 7631	98	109	12	3.3
18	CP7763D-6	894 107 7637	98	109	12	3.3
17	CP7769	894 107 7690	97	108	12.6	3.4
17	CP7769-6	894 107 7696	97	108	12.6	3.4
18	CP7773	894 107 7730	96	107	10.4	4.2
19	CP7773D	894 107 7731	98	109	12	3.3



All values are current as of the date of this publication.

PAGE	MODEL	PART NUMBER	SOUND PRESSURE		SOUND POWER		VIBRATION LEVEL ISO28927	
			ISO 15744		a	K	a	K
			dB(A)		m/s ²	m/s ²		
19	CP7773D-6	894 107 7737	98	109	12	3.3		
19	CP7776	894 107 7760	93	104	8.7	2.8		
19	CP7776-6	894 107 7766	93	104	8.7	2.8		
95	CP7778	894 107 7780	106	117	11.2	3.5		
95	CP7778-6	894 107 7786	106	117	10.1	2.9		
18	CP7779	894 107 7790	97	108	12.6	3.4		
20	CP7782	894 107 7820	100	111	7.8	1.8		
20	CP7782-6	894 107 7826	100	111	7.8	1.8		
20	CP7782-SP6	894 107 7821	100	111	7.8	1.8		
20	CP7783	894 107 7830	102	113	15.1	4.1		
20	CP7783-6	894 107 7836	102	113	15.1	4.1		
96	CP780	T025095	98	109	2.9	1.4		
96	CP781	T025096	100	111	<2.5	-		
97	CP782	T025097	94	105	<2.5	-		
23	CP7829	894 107 8293	85	96	8.6	2.5		
23	CP7829H	894 107 8294	85	96	8.6	2.5		
97	CP783	T025098	88	99	<2.5	-		
23	CP7830HQ	894 107 8308	85	96	4.1	1.4		
23	CP7830Q	894 107 8306	85	96	4.1	1.4		
99	CP785	T022698	90	101	<2.5	-		
99	CP785H	T024134	96	107	<2.5	-		
99	CP785QC	T024242	90	101	<2.5	-		
101	CP785S	T023200	84	95	3.2	3		
99	CP789HR	T025165	99	110	<2.5	-		
99	CP789R-26	T025180	95	106	<2.5	-		
99	CP789R-42	T025198	96	107	<2.5	-		
89	CP7900	894 107 9000	82	93	19.6	5.2		
88	CP7901	894 107 9011	78	89	<2.5	-		
95	CP797	T019139	110	121	12.8	4.3		
95	CP797-6	T013901	110	121	12.8	4.3		
95	CP797SP6	T018653	110	121	12.8	4.3		
68	CP8210	894 108 2104	82	93	<2.5	-		
68	CP8210E	894 108 2105	82	93	<2.5	-		
22	CP824	T025390	91	102	4.1	2		
22	CP824T	T025391	91	102	4.1	2		
22	CP825	T023145	87	98	3	1.2		
22	CP825T	T023190	87	98	3	1.2		
23	CP826	T025074	91	102	2.9	1.3		
23	CP826T	T025075	91	102	2.9	1.3		
95	CP828	T022708	97	108	3.2	1.3		
95	CP828H	T022970	97	108	3.2	1.3		
90	CP835	T022550	86	97	5.4	3		
43	CP8528	894 108 5289	69	80	1.1	1.5		
43	CP8528 Pack	894 108 5280	69	80	1.1	1.5		
43	CP8528K Pack US	894 108 5281	69	80	1.1	1.5		
98	CP854	T023186	85	96	4.94	1.5		
98	CP854E	T023187	85	96	4.94	1.5		
42	CP8548	894 108 5489	88	99	2.5	1.5		
42	CP8548 Pack	894 108 5480	88	99	2.5	1.5		
42	CP8548K Pack US	894 108 5481	88	99	2.5	1.5		
98	CP857	T024387	102	113	3.98	1.3		
100	CP858	T025179	93	103.8	<2.5	-		
98	CP860	T019704	93	104	3.7	1.6		
98	CP860E	T021136	93	104	3.7	1.6		
98	CP860ES	T023193	93	104	3.7	1.5		
98	CP860ESE	T023354	93	104	3.7	1.5		
101	CP861	T022039	79	90	2.8	1		
65	CP870	T023990	83	94	13.6	4.3		
89	CP871	T025372	89	100	4.5	2		
51	CP872	T025373	99		2.6	0.68		
89	CP873	T025374	88	99	<2.5	-		
90	CP874	T025375	88	99	4	4		

PAGE	MODEL	PART NUMBER	SOUND PRESSURE		SOUND POWER		VIBRATION LEVEL ISO28927	
			ISO 15744		a	K	a	K
			dB(A)		m/s ²	m/s ²		
48	CP875	T023995	101	112	4.4	1.9		
48	CP876	T023996	101	112	<2.5	-		
83	CP879	T023999	95	106	<2.5	-		
101	CP881	T023916	84	95	23.2	6.6		
41	CP8818	894 108 8189	87	98	4.8	1.5		
41	CP8818 Pack	894 108 8180	87	98	4.8	1.5		
41	CP8818K Pack US	894 108 8181	87	98	4.8	1.5		
40	CP8828	894 108 8289	96	107	<2.5	-		
40	CP8828 Pack	894 108 8280	96	107	<2.5	-		
40	CP8828K Pack US	894 108 8281	96	107	<2.5	-		
38	CP8848	894 108 8489	89	100	12.2	2.3		
38	CP8848 6Ah Pack	894 108 8484	89	100	12.2	2.3		
38	CP8848K 6Ah Pack US	894 108 8485	89	100	12.2	2.3		
38	CP8848 Pack	894 108 8480	89	100	12.2	2.3		
38	CP8848K Pack US	894 108 8481	89	100	12.2	2.3		
39	CP8848-2	894 108 8488	89	100	12.2	2.3		
39	CP8848-2 6Ah Pack	894 108 8486	89	100	12.2	2.3		
39	CP8848-2K 6Ah Pack US	894 108 8487	89	100	12.2	2.3		
39	CP8848-2 Pack	894 108 8482	89	100	12.2	2.3		
39	CP8848-2K Pack US	894 108 8483	89	100	12.2	2.3		
24	CP886	T024240	99	110	3.7	1.3		
24	CP886H	T024391	99	110	3.7	1.3		
84	CP887	T025376	99	110	<2.5	-		
48	CP9104Q	615 195 9104	71	82	<2.5	-		
49	CP9105Q-B	615 195 2105	80	91	3.6	2		
49	CP9106Q-B	615 195 2106	80	91	5.1	2.6		
49	CP9107	615 195 9107	81	92	3	1.9		
50	CP9108Q-B	615 195 2108	80	91	5.1	1.6		
50	CP9110Q-B	615 195 2110	80	91	4.9	2.5		
50	CP9111Q-B	615 195 2111	80	91	3.7	1.6		
51	CP9112Q-B	615 195 2112	80	91	2.7	1.2		
90	CP9116	894 109 1160	86	97	3	3		
90	CP9116 US	894 109 1161	86	97	3	3		
52	CP9120CR	615 195 2120	84	95	5.3	1.6		
52	CP9120CRN	894 109 1200	84	95	5.3	1.6		
53	CP9121AR	615 195 7321	84	95	6.7	2.2		
53	CP9121BR	615 195 7221	84	95	8.6	4.6		
53	CP9121CR	615 195 2121	84	95	11.2	3.4		
52	CP9122BR	615 195 7222	84	95	8.6	4.6		
52	CP9122CR	615 195 2122	84	95	5.4	1		
53	CP9123	615 195 9123	93	104	4.3	1.3		
83	CP9285	615 194 9285	89	100	<2.5	-		
84	CP9286	615 194 9286	90	101	<2.5	-		
83	CP9287	615 194 9287	89	100	<2.5	-		
84	CP9288	615 194 9288	90	101	<2.5	-		
22	CP9426	615 191 9426	82	93	5	1.5		
22	CP9427	615 191 9427	82	93	5	1.5		
91	CP9705	615 193 9705	73	84	5	3		
91	CP9710	615 193 9710	63	74	5	3		
71	CP9778	615 193 9778	90	101	<2.5	-		
71	CP9779	615 193 9779	91	101.5	<2.5	-		
71	CP9780	615 193 9780	91	101.5	<2.5	-		
84	CP9789	615 194 9789	90	101	<2.5	-		
83	CP9790	615 194 9790	89	100	<2.5	-		
84	CP9791	615 194 9791	90	101	<2.5	-		
83	CP9792	615 194 9792	90	101	<2.5	-		
92	CP9882	894 109 8820	62	73	<2.5	-		
92	CP9883	894 109 8830	55	66	<2.5	-		
92	CP9884	894 109 8840	56	67	<2.5	-		
91	CP9885	615 197 9885	71	82	<2.5	-		



INDEX (MODEL SEARCH)

MODEL	PART NUMBER	DESCRIPTION	PAGE
CP12XP	894 017 2263	Batteries	44
CP12CHE 12V EU	894 017 2259	12-Volt Chargers	44
CP12CHU 12V US	894 017 2283	12-Volt Chargers	44
CP12CHA 12V AUS	894 017 2285	12-Volt Chargers	44
CP12CHK 12V UK	894 017 2284	12-Volt Chargers	44
CP12CHO 12V KOR	894 017 4304	12-Volt Chargers	44
CP20CHE 20V EU	894 017 2262	20-Volt Chargers	44
CP20CHU 20V US	894 017 2286	20-Volt Chargers	44
CP20CHA 20V AUS	894 017 2288	20-Volt Chargers	44
CP20CHK 20V UK	894 017 2287	20-Volt Chargers	44
CP20CHO 20V KOR	894 017 4305	20-Volt Chargers	44
CP12-20CH DUAL EU	894 017 3638	12 & 20-Volt DUAL Chargers	44
CP12-20CH DUAL UK	894 017 4701	12 & 20-Volt DUAL Chargers	44
CP12-20CH DUAL AUS	894 017 4702	12 & 20-Volt DUAL Chargers	44
CP20XP40	894 017 2261	Batteries	44
CP20XP60	894 017 3636	Batteries	44
CP2036	615 192 2036	Screwdriver	35
CP2037	615 192 2037	Screwdriver	35
CP2042	615 192 2042	Screwdriver	35
CP2136	894 102 1360	Screwdriver	34
CP2141	894 102 1410	Screwdriver	34
CP2780	615 192 2780	Screwdriver	35
CP5000	T024585	Impact Wrench 1"	20
CP710	T025257	Engraving pen	91
CP7110	894 107 1101	Hammer	76
CP7110 Kit	894 117 1101	Hammer Kit	78
CP7111	894 107 1110	Hammer	76
CP7111H	894 107 1111	Hammer	76
CP7111HK	894 117 1111	Hammer Kit	78
CP7111K	894 117 1110	Hammer	78
CP7115	894 107 1150	Hammer	77
CP7120	894 107 1200	Hammer	77
CP7125	894 107 1250	Hammer	77
CP714	T012735	Hammer	100
CP714 Kit	T025364	Hammer Kit	100
CP7150	894 107 1500	Hammer	76
CP7150K	894 117 1500	Hammer Kit	78
CP717	T020120	Hammer	100
CP717 Kit	T025365	Hammer kit	100
CP7200	894 107 2001	Sander	69
CP7201	894 107 2014	Sander	69
CP7202	894 107 2021	Sander	69
CP721	T021963	Impact Wrench 3/8"	8
CP724H	894 100 7241	Impact Wrench 3/8"	9
CP7255E-3	894 127 2557	Sander	62
CP7255H	894 107 2554	Sander	65
CP7255HCVE	894 127 2555	Sander	65
CP7255HE	894 127 2554	Sander	65
CP7255SV	894 107 2552	Sander	64
CP7255SVE	894 127 2552	Sander	64
CP7263CVE	894 117 2650	Sander	66
CP7263E	894 107 2650	Sander	66
CP7264CVE	894 117 2640	Sander	66
CP7264E	894 107 2640	Sander	66
CP7265P	615 193 9166	Sander	68
CP7265S	894 100 8650	Sander	68
CP7266CVE	894 117 2660	Sander	66
CP7266E	894 107 2660	Sander	66
CP7267CVE	894 117 2670	Sander	67
CP7267E	894 107 2670	Sander	67

MODEL	PART NUMBER	DESCRIPTION	PAGE
CP7268	894 107 2680	Straight line	71
CP7269P	894 107 8691	Sander	68
CP7269S	894 107 8690	Sander	68
CP726H	894 100 7261	Impact Wrench 1/2"	9
CP7300	894 107 3000	Drill	82
CP7300R	894 107 3001	Drill	82
CP7300RQC	894 107 3002	Drill	82
CP734H	T024351	Impact Wrench 1/2"	94
CP734H Kit	T025163	Impact Wrench 1/2"	94
CP749	T024587	Impact Wrench 1/2"	94
CP749-2	T024673	Impact Wrench 1/2"	94
CP749-2 Kit	T025195	Impact Wrench 1/2" Kit	94
CP7500D	894 107 5001	Grinder	52
CP7500DK	894 107 5002	Grinder Kit	52
CP7540-C	894 107 5401	Grinder	54
CP7540-CN	894 107 5400	Grinder	54
CP7545-B	894 107 5452	Grinder	55
CP7545-C	894 107 5451	Grinder	55
CP7550-A	894 107 5503	Grinder	55
CP7550-B	894 107 5502	Grinder	55
CP7550-C	894 107 5501	Grinder	55
CP7600C	894 107 6030	Blue Tork	29
CP7600C-R	894 107 6031	Blue Tork	29
CP7600C-R4P	894 107 6035	Blue Tork	29
CP7600xB	894 107 6010	Blue Tork	29
CP7600xB-R	894 107 6011	Blue Tork	29
CP7600xB-R4P	894 107 6015	Blue Tork	29
CP7600xC	894 107 6020	Blue Tork	29
CP7600xC-R	894 107 6021	Blue Tork	29
CP7600xC-R4P	894 107 6025	Blue Tork	29
CP7620	894 107 6200	Impact Wrench 1/2"	12
CP7620 Kit	894 117 6201	Impact Wrench 1/2" Kit	12
CP7620-2	894 107 6202	Impact Wrench 1/2"	12
CP7630	894 107 6300	Impact Wrench 3/4"	17
CP7630-6	894 107 6306	Impact Wrench 3/4"	17
CP7711	894 107 7110	Impact Wrench 3/8"	8
CP7721	894 107 7210	Impact Wrench 3/8"	8
CP7727	894 107 7270	Impact Wrench 1/2"	11
CP7729	894 107 7290	Impact Wrench 3/8"	9
CP772H	T024598	Impact Wrench 3/4"	94
CP772H-6	T024757	Impact Wrench 3/4"	94
CP7731	894 107 7310	CP773xMini 3/8"	12
CP7731C	894 107 7311	CP773xMini 3/8"	10
CP7732	894 107 7320	CP773xMini 1/2"	12
CP7732C	894 107 7321	CP773xMini 1/2"	10
CP7736	894 107 7360	Impact Wrench 1/2"	12
CP7736-2	894 107 7362	Impact Wrench 1/2"	12
CP7737	894 107 7370	Impact Wrench 1/2"	11
CP7739	894 107 7390	Impact Wrench 1/2"	9
CP7748	894 107 7480	Impact Wrench 1/2"	13
CP7748-2	894 107 7482	Impact Wrench 1/2"	13
CP7748TL	894 107 7484	Impact Wrench 1/2"	14
CP7748TL-2	894 107 7485	Impact Wrench 1/2"	14
CP7749	894 107 7491	Impact Wrench 1/2"	15
CP7749-2	894 107 7493	Impact Wrench 1/2"	15
CP7762	894 107 7620	Impact Wrench 3/4"	16
CP7763	894 107 7630	Impact Wrench 3/4"	17
CP7763-6	894 107 7636	Impact Wrench 3/4"	17
CP7763D	894 107 7631	Impact Wrench 3/4"	18
CP7763D-6	894 107 7637	Impact Wrench 3/4"	18

MODEL	PART NUMBER	DESCRIPTION	PAGE
CP7769	894 107 7690	Impact Wrench 3/4"	17
CP7769-6	894 107 7696	Impact Wrench 3/4"	17
CP7773	894 107 7730	Impact Wrench 1"	18
CP7773D	894 107 7731	Impact Wrench 1"	19
CP7773D-6	894 107 7737	Impact Wrench 1"	19
CP7776	894 107 7760	Impact Wrench 1"	19
CP7776-6	894 107 7766	Impact Wrench 1"	19
CP7778	894 107 7780	Impact Wrench 1"	95
CP7778-6	894 107 7786	Impact Wrench 1"	95
CP7779	894 107 7790	Impact Wrench 1"	18
CP7782	894 107 7820	Impact Wrench 1"	20
CP7782-6	894 107 7826	Impact Wrench 1"	20
CP7782-SP6	894 107 7821	Impact Wrench 1"	20
CP7783	894 107 7830	Impact Wrench 1"	20
CP7783-6	894 107 7836	Impact Wrench 1"	20
CP780	T025095	Screwdriver	96
CP781	T025096	Screwdriver	96
CP782	T025097	Screwdriver	97
CP7829	894 107 8293	Ratchet Wrench 3/8"	23
CP7829H	894 107 8294	Ratchet Wrench 3/8"	23
CP783	T025098	Screwdriver	97
CP7830HQ	894 107 8308	Ratchet Wrench 3/8"	23
CP7830HQK	894 377 8308	Ratchet Wrench 3/8" Kit	24
CP7830Q	894 107 8306	Ratchet Wrench 3/8"	23
CP785	T022698	Drill	99
CP785H	T024134	Drill	99
CP785QC	T024242	Drill	99
CP785S	T023200	Shear	101
CP789HR	T025165	Drill	99
CP789R-26	T025180	Drill	99
CP789R-42	T025198	Drill	99
CP7900	894 107 9000	Saws	89
CP7901	894 107 9011	Saws	88
CP797	T019139	Impact Wrench 1"	95
CP797-6	T013901	Impact Wrench 1"	95
CP797SP6	T018653	Impact Wrench 1"	95
CP80015	894 108 1015	Trolley jacks	110
CP80020	894 118 1020	Trolley jacks	110
CP80020	894 118 1021	Trolley jacks	111
CP80030	894 118 1031	Trolley jacks	110
CP80030	894 118 1030	Trolley jacks	111
CP8006	894 108 0060	Work light	124
CP8006	894 108 0063	Work light	124
CP8006	894 108 0061	Work light	124
CP8006	894 108 0062	Work light	124
CP81020	894 108 1020	Bottle jacks	108
CP81030	894 108 1030	Bottle jacks	108
CP81050	894 108 1050	Bottle jacks	108
CP81080	894 108 1080	Bottle jacks	108
CP81120	894 118 1120	Bottle jacks	108
CP81121	894 118 1121	Bottle jacks	108
CP81122	894 118 1122	Bottle jacks	108
CP81200	894 108 1200	Bottle jacks	108
CP81201	894 108 1201	Bottle jacks	108
CP81300	894 108 1300	Bottle jacks	108
CP81502	894 108 1502	Bottle jacks	108
CP82020	894 108 2020	Jack stands	107
CP82030	894 108 2030	Jack stands	107
CP82060	894 108 2060	Jack stands	107
CP82120	894 108 2120	Jack stands	107

MODEL	PART NUMBER	DESCRIPTION	PAGE
CP82200	894 108 2200	Jack stands	107
CP8210	894 108 2104	Electric polisher	68
CP8210E	894 108 2105	Electric polisher	68
CP824	T025390	Ratchet Wrench 1/4"	22
CP824T	T025391	Ratchet Wrench 3/8"	22
CP825	T023145	Ratchet Wrench 1/4"	22
CP825T	T023190	Ratchet Wrench 3/8"	22
CP826	T025074	Ratchet Wrench 1/4"	23
CP826T	T025075	Ratchet Wrench 3/8"	23
CP828	T022708	Ratchet Wrench 3/8"	95
CP828H	T022970	Ratchet Wrench 1/2"	95
CP83100	894 108 3100	Workshop crane	118
CP835	T022550	Nibbler	90
CP84010	894 108 4010	Wheel dollies	121
CP85030	894 108 5030	Air Hydraulic Jacks	115
CP85050	894 108 5050	Air Hydraulic Jacks	115
CP85080	894 108 5080	Air Hydraulic Jacks	115
CP85100	894 108 5100	Air Hydraulic Jacks	115
CP8528	894 108 5289	Cordless Drill	43
CP8528 Pack	894 108 5280	Cordless Drill	43
CP8528K Pack US	894 108 5281	Cordless Drill	43
CP854	T023186	Angle grinder	98
CP854E	T023187	Angle grinder	98
CP8548	894 108 5489	Cordless Impact Drill	42
CP8548 Pack	894 108 5480	Cordless Impact Drill	42
CP8548K Pack US	894 108 5481	Cordless Impact Drill	42
CP857	T024387	Angle grinder	98
CP858	T025179	Belt Sander	100
CP860	T019704	Die grinder	98
CP860E	T021136	Die grinder	98
CP860ES	T023193	Die grinder	98
CP860ESE	T023354	Die grinder	98
CP861	T022039	Cutter	101
CP86100	894 108 6100	Workshop presses	117
CP86101 US	894 108 6101	Workshop presses	117
CP86150	894 108 6150	Workshop presses	117
CP86151 US	894 108 6151	Workshop presses	117
CP86200	894 108 6200	Workshop presses	117
CP86201 US	894 108 6201	Workshop presses	117
CP86300	894 108 6300	Workshop presses	117
CP86301 US	894 108 6301	Workshop presses	117
CP86500	894 108 6500	Workshop presses	117
CP86501 US	894 108 6501	Workshop presses	117
CP86750	894 108 6750	Workshop presses	117
CP86751 US	894 108 6751	Workshop presses	117
CP870	T023990	Sander	65
CP87029	894 108 7029	ErgoSeats	31
CP871	T025372	Tire buffer	89
CP87120	894 108 7120	Wheel dollies	121
CP872	T025373	Die grinder	51
CP873	T025374	Tire buffer	89
CP874	T025375	Cutter	90
CP875	T023995	Die grinder	48
CP875 Kit	894 110 8751	Die grinder	48
CP876	T023996	Die grinder	48
CP87700	894 108 7700	Wheel dollies	121
CP879	T023999	Drill	83
CP881	T023916	Saws	101
CP8818	894 108 8189	Cordless Impact Driver	41
CP8818 Pack	894 108 8180	Cordless Impact Driver	41



INDEX (MODEL SEARCH)

MODEL	PART NUMBER	DESCRIPTION	PAGE
CP8818K Pack US	894 108 8181	Cordless Impact Driver	41
CP88221 2T	894 108 8221	Balloon Jacks	112
CP88222 2T	894 108 8222	Balloon Jacks	112
CP88232 2T	894 108 8232	Balloon Jacks	112
CP8828	894 108 8289	Cordless Impact Wrench 3/8"	40
CP8828 Pack	894 108 8280	Cordless Impact Wrench 3/8"	40
CP8828K Pack US	894 108 8281	Cordless Impact Wrench 3/8"	40
CP8848	894 108 8489	Cordless Impact Driver	38
CP8848 6Ah Pack	894 108 8484	Cordless Impact Driver	38
CP8848K 6Ah Pack US	894 108 8485	Cordless Impact Driver	38
CP8848 Pack	894 108 8480	Cordless Impact Driver	38
CP8848K Pack US	894 108 8481	Cordless Impact Driver	38
CP8848-2	894 108 8488	Cordless Impact Driver	39
CP8848-2 6Ah Pack	894 108 8486	Cordless Impact Driver	39
CP8848-2K 6Ah Pack US	894 108 8487	Cordless Impact Driver	39
CP8848-2 Pack	894 108 8482	Cordless Impact Driver	39
CP8848-2K Pack US	894 108 8483	Cordless Impact Driver	39
CP886	T024240	Ratchet Wrench 3/8"	24
CP886H	T024391	Ratchet Wrench 1/2"	24
CP887	T025376	Drill	84
CP8905	894 108 9055	Torque wrenches in foot-pounds	123
CP8905	894 108 9050	Torque wrenches in Newton meters	123
CP8910	894 108 9105	Torque wrenches in foot-pounds	123
CP8910	894 108 9100	Torque wrenches in Newton meters	123
CP8915	894 108 9155	Torque wrenches in foot-pounds	123
CP8915	894 108 9150	Torque wrenches in Newton meters	123
CP8917	894 108 9170	Torque wrenches in Newton meters	123
CP8917	894 108 9175	Torque wrenches in foot-pounds	123
CP8920	894 108 9205	Torque wrenches in foot-pounds	123
CP8920	894 108 9200	Torque wrenches in Newton meters	123
CP8925	894 108 9255	Torque wrenches in foot-pounds	123
CP8925	894 108 9250	Torque wrenches in Newton meters	123
CP90250	894 109 0250	Booster	125
CP90500	894 109 0500	Booster	125
CP9104Q	615 195 9104	Die grinder	48
CP9104Q Kit	615 195 0104	Die grinder Kit	48
CP9105Q-B	615 195 2105	Die grinder	49
CP9106Q-B	615 195 2106	90° Angle Die grinder	49
CP9107	615 195 9107	Die grinder	49
CP9108Q-B	615 195 2108	120° Angle Die grinder	50
CP9110Q-B	615 195 2110	Die grinder	50
CP9111Q-B	615 195 2111	Die grinder	50
CP9111Q-B Mkit	615 195 0211	Die grinder Kit	50
CP9112Q-B	615 195 2112	Die grinder	51
CP9116	894 109 1160	Cutter	90
CP9116 US	894 109 1161	Cutter	90
CP9120CR	615 195 2120	Grinder	52
CP9120CRN	894 109 1200	Grinder	52
CP9121AR	615 195 7321	Grinder	53
CP9121BR	615 195 7221	Grinder	53
CP9121CR	615 195 2121	Grinder	53
CP9122BR	615 195 7222	Grinder	52
CP9122CR	615 195 2122	Grinder	52
CP9123	615 195 9123	Grinder	53
CP9285	615 194 9285	Drill	83
CP9286	615 194 9286	Drill	84

MODEL	PART NUMBER	DESCRIPTION	PAGE
CP9287	615 194 9287	Drill	83
CP9288	615 194 9288	Drill	84
CP9426	615 191 9426	Ratchet Wrench 1/4"	22
CP9427	615 191 9427	Ratchet Wrench 3/8"	22
CP9705	615 193 9705	Air file	91
CP9710	615 193 9710	Air file	91
CP9778	615 193 9778	Sander	71
CP9779	615 193 9779	Belt Sander	71
CP9780	615 193 9780	Belt Sander	71
CP9789	615 194 9789	Drill	84
CP9790	615 194 9790	Drill	83
CP9791	615 194 9791	Drill	84
CP9792	615 194 9792	Drill	83
CP9882	894 109 8820	Riveter	92
CP9883	894 109 8830	Riveter	92
CP9884	894 109 8840	Riveter	92
CP9885	615 197 9885	Caulking gun	91
CP9911	894 109 9110	Balancer	144
CP9912	894 109 9120	Balancer	144
CP9913	894 109 9130	Balancer	144
CP9920	894 109 9200	Balancer	144
CP9921	894 109 9210	Balancer	144
CP9922	894 109 9220	Balancer	144
CP9923	894 109 9230	Balancer	144
CP9936	894 109 9360	Balancer	144
CP9937	894 109 9370	Balancer	144
CP9938	894 109 9380	Balancer	144
CP9939	894 109 9390	Balancer	144
CP9940	894 109 9400	Balancer	144
CP9946	894 109 9460	Balancer	144
CP9947	894 109 9470	Balancer	144
CP9948	894 109 9480	Balancer	144
CP9949	894 109 9490	Balancer	144
CP9950	894 109 9500	Balancer	144
CP9954	894 109 9540	Balancer	145
CP9955	894 109 9550	Balancer	145
CP9956	894 109 9560	Balancer	145
CP9957	894 109 9570	Balancer	145
CP9958	894 109 9580	Balancer	145
CP9959	894 109 9590	Balancer	145
CP9964	894 109 9640	Balancer	145
CP9965	894 109 9650	Balancer	145
CP9966	894 109 9660	Balancer	145
CP9967	894 109 9670	Balancer	145
CP9968	894 109 9680	Balancer	145
CP9969	894 109 9690	Balancer	145
CP9970	894 109 9700	Balancer	145
CP9971	894 109 9710	Balancer	145

Chicago Pneumatic Tools follows a policy of continuous product improvement. Specifications and descriptions are thus subject to change without notice.

DESCRIPTION	PAGE
AIR FLEX	130 - 131 - 133
AIR FLOW REGULATOR	142
AIR FUSES	143
AIRLINE NETWORK ACCESSORIES	128 - 130 - 131
AIRLINE PERFECT PACK	141
AIR TOOL SIMULATOR	143
BALANCERS	144 - 145
BLOW GUN	142
CARBIDE BURRS	56
COLLET / COLLET ADAPTER	58
COUPLING	137 - 138 - 139 -140
CHISELS	79 - 80 - 103
CHISEL RETAINERS	103
DRILL CHUCKS	85 - 102
DRILL BIT SET	45 - 85
DUST EXTRACTION KIT	74
EXHAUST HOSE	21 - 36
FRL	129 - 132
GLOVES	21 - 28 - 45
GREASE	142
GRINDER KITS	59
GUARD	59 - 102
HAMMER KIT	102
HEADLIGHT REPAIR KIT & ACCESSORIES	70
HOSES	135 - 136
IMPACT SOCKETS	25 - 26
IMPACT KITS	21
INLINE OILERS	142
MAGNETIC TOOL HOLDER	21 - 45
MUFFLERS	21
NEEDLES	78
NIPPLE	137 - 138 - 139 -140
OIL	142
PADS	
POLISHING PADS	74
SANDING PADS	73 - 74
TROLLEY JACKS PADS	126
PROTECTIVE COVERS	21 - 102
RATCHET KIT	24
RATCHET PROTECTOR COVERS	24
REAR EXHAUST HOSE ASSEMBLY - NOICE REDUCER	58 - 85 - 102
SANDING ACCESSORIES	
SANDING BELT / BELT SANDERS	74 - 100
SANDING PAPERS	73
SANDING PADS	73 - 74
SAW BLADE	88 - 89 - 101
SHANK FILE	91
SIDE HANDLE	36 - 59 - 85
STUD CLEANERS	36
TUNE-UP KITS & REPAIR KITS	
FOR DRILLS	85
FOR GRINDERS	59
FOR HAMMERS & SCALERS	78
FOR IMPACT WRENCHES	21
FOR RATCHET	24
FOR SANDERS & POLISHERS	73
FOR SCREWDRIVERS	36
VACCUUM HOSE ADAPTER	74
WORKSHOP EQUIPMENT ACCESSORIES	126

Notes







Over 110 years of experience

Since 1901 the Chicago Pneumatic (CP) name has represented reliability and attention to customer needs, with construction, maintenance and production tools and compressors designed for specific industrial applications. Today, CP has a global reach, with local distributors around the world.

Our people start every single day with a passion to research, develop, manufacture and deliver new products that are meant to meet your needs not only today, but tomorrow as well.

To learn more about our extensive range of tools, construction equipment, industrial and portable compressors, accessories and workshop equipment, please visit www.cp.com.

English 615 994 2641 - © Copyright 2017 - December 2017 - Issue 1



Chicago Pneumatic

Distributed by

Applifast.



applifast.com

Toll Free 1 800 563 1293





Distributed by

Applifast.

We are committed.



Contact Applifast

251 Cree Crescent

Winnipeg, MB

Canada R3J 3X4

Tel: 204 837 8361 • 1 800 563 1293

Fax: 204 837 3520 • 1 800 974 1494

info@applifast.com



applifast.com